

Nuisance vehicles – Public Space Protection Order 2024

Analysis of stakeholder consultation

December 2024

**Consultation and Participation Team
The Royal Borough of Kensington and Chelsea
consult@rbkc.gov.uk**



**THE ROYAL BOROUGH OF
KENSINGTON
AND CHELSEA**

Introduction

Background

The Council asked residents and key stakeholders if they support the renewal of the Public Spaces Protection Order (PSPO) – Nuisance vehicles, for a further three years, following the 2021 public consultation that overwhelmingly supported the expansion of the PSPO to cover the whole of the borough and the increased use of acoustic cameras. This Order was created to manage a minority of drivers whose driving habits create a nuisance to the local community and environment, affecting the quality of life of both residents and those working in the area.

It is intended that the prohibitions remain the same as the 2021-2024 PSPO. Since November 2021 to 3 October 2024 1,615 breaches of the PSPO – nuisance vehicles were recorded, with 577 fixed penalty notices being issued for nuisance vehicle offences.

Consultation methodology

An online consultation on the proposed renewal of the PSPO was launched on 28 October 2024. It was published on the Council's consultation hub and promoted through Council e-newsletters and social media channels.

Petition

Independently from the Council's consultation, a petition was launched, supported by the three Holland ward Councillors, to support the plan to deploy acoustic cameras in a boroughwide Public Spaces Protection Order zone to fine the drivers of noisy vehicles. The petition was signed by 242 residents, 184 of which were in favour.

Report

A total of 184 surveys were returned by the closing date of 24 November 2024. This report contains an analysis of the survey responses and examples of the comments made. An appendices document is also available on request, containing data tables (appendix one) and all comments made by respondents to the survey (appendix two).

Acknowledgements

The Council would like to thank all respondents that took the time to feedback their views.



Results at a glance – Public survey findings

- **Most common antisocial activities:** The most common antisocial activities caused by vehicles considered by respondents were speeding (68 per cent), sudden/rapid acceleration (62 per cent) and revving of engine (61 per cent). The least frequent were performing stunts with motor vehicles (35 per cent) and driving in convoy (27 per cent).
- **Frequency of all antisocial activities:** A total of 51 per cent of respondents said antisocial activities caused by vehicles occurred daily or more.
- **Timings of antisocial activities:** 78 per cent of responses indicated the evening (6pm to midnight) was the most common time for antisocial activities caused by motor vehicles weekdays and weekends. This was followed by 59 per cent of respondents who selected weekends overnight (midnight to 6am) and weekend afternoons (12 noon to 6pm) with 52 per cent.
- **Support of the PSPO:** The majority of respondents (97 per cent combined) are strongly supporting or supporting the renewal of the PSPO.



Antisocial behaviour caused by motor vehicles

Respondents were asked what activities caused by a motor vehicle create undue noise, nuisance, annoyance, danger or harm to them or a property.

The activities that at least 50 per cent of respondents indicated were a frequent issue, were:

- **Speeding** with 68 per cent
- **Sudden/rapid acceleration** with 62 per cent
- **Revvng of engine** with 61 per cent
- **Idle engine (stationary vehicles)** with 59 per cent

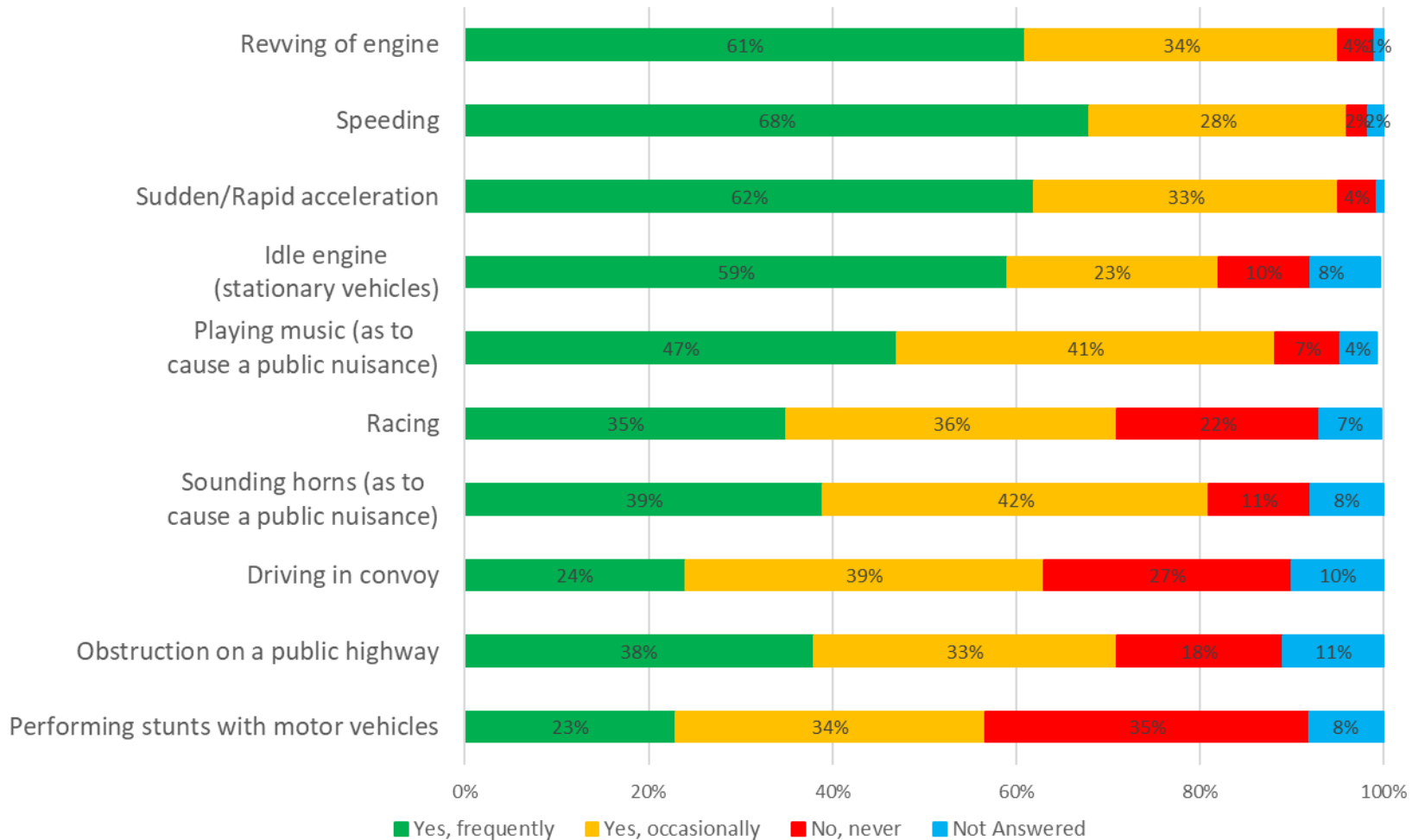
The following activities had the highest percentage of respondents indicating that the activity never occurred:

- **Performing stunts with motor vehicles** with 35 per cent indicating this never occurs
- **Driving in convoy** with 27 per cent



Antisocial behaviour caused by motor vehicles

Do any of the following activities caused by a motor vehicle create undue noise, nuisance, annoyance, danger or harm to you or a property?



Base: All responses (184)



THE ROYAL BOROUGH OF
KENSINGTON
AND CHELSEA

Antisocial behaviour caused by motor vehicles – other comments

Respondents were asked to provide details of any other type of anti-social behaviour cause by motor vehicles. The comments made have been themed and themes with seven or more comments have been summarised in the table below. Examples of the comments made can be found on the next pages whilst the full list of comments is available in the appendix report.

Theme	Count
Sounding of horn/speeding/revving of cars and motorbikes	36
Noisy exhausts of cars and motorbikes	17
Disregarding zebra crossing/pedestrian area	11
Bikes going wrong way/on pavement	9
Illegal parking	7



Antisocial behaviour caused by motor vehicles

Respondents were asked to provide as much detail as they could if they had experienced antisocial behaviour from vehicles. The comments made have been themed and themes with four or more comments have been summarised in the table below. Examples of the comments made can be found on the next pages whilst the full list of comments is available in the appendix report.

Theme	Count
Speeding/engines' revving/loud exhausts	46
Residents' quality of life in decline	10
Intentional disturbance	8
Loud music from cars	7
Motorbikes causing anti-social behaviour	7
Pedestrian crossing dangerous	6
Bikes issue (riding and congesting pavements, speed etc.)	4
Different concerns on traffic enforcement	4



Details of anti-social behaviour- comments

“I live near Harrods and foreign cars and their drivers make it their personal race tracks. They also use the Beaufort Garden cul-de-sac and cause great hazard to the residents and safety of property.”

Intentional disturbance

“Constant loud revving of engines from sports cars and associated anti-social behaviour disrupt the quality of life in the borough late into the evening every day for residents and visitors alike.”

Speeding/engines’ revving/loud exhausts

“Multiple cars sitting in the constant traffic blaring loud music.”

Loud music from cars



“At least 50 bicycles per day ridden either on the pavement or the wrong way along one way street - specifically Eardley Crescent SW5 9JZ. Council officials have refused to take the issue seriously.”

Bikes issue (riding and congesting pavements, speed etc.)

“Frequent racing along Chelsea Bridge Road to Battersea Park creates noise which disturbs my sleep and wellbeing. SUVs on the school run cause much engine idling and horn blowing twice each day in term time.”

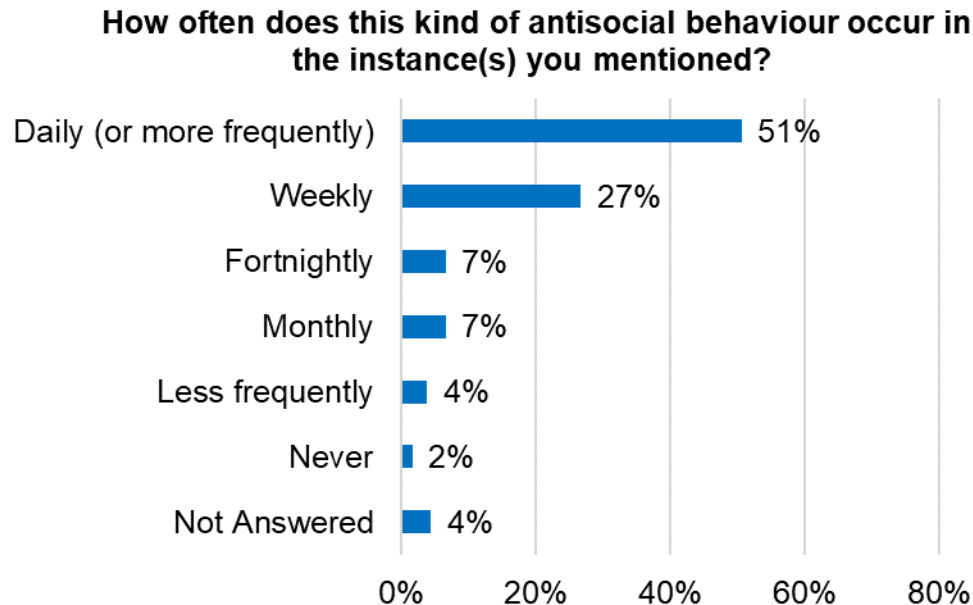
Residents’ quality of life in decline



Details of anti-social behaviour from vehicles

Respondents were asked how often the antisocial behaviour occur in the instance they mentioned in the previous question.

- **Over half** of respondents (51 per cent) indicated that the antisocial behaviour occurs **daily (or more frequently)**
- Over a quarter of respondents (**27 per cent**) stated **Weekly**
- A minority of seven per cent responded **Fortnightly and Monthly**



Base: All responses (184)

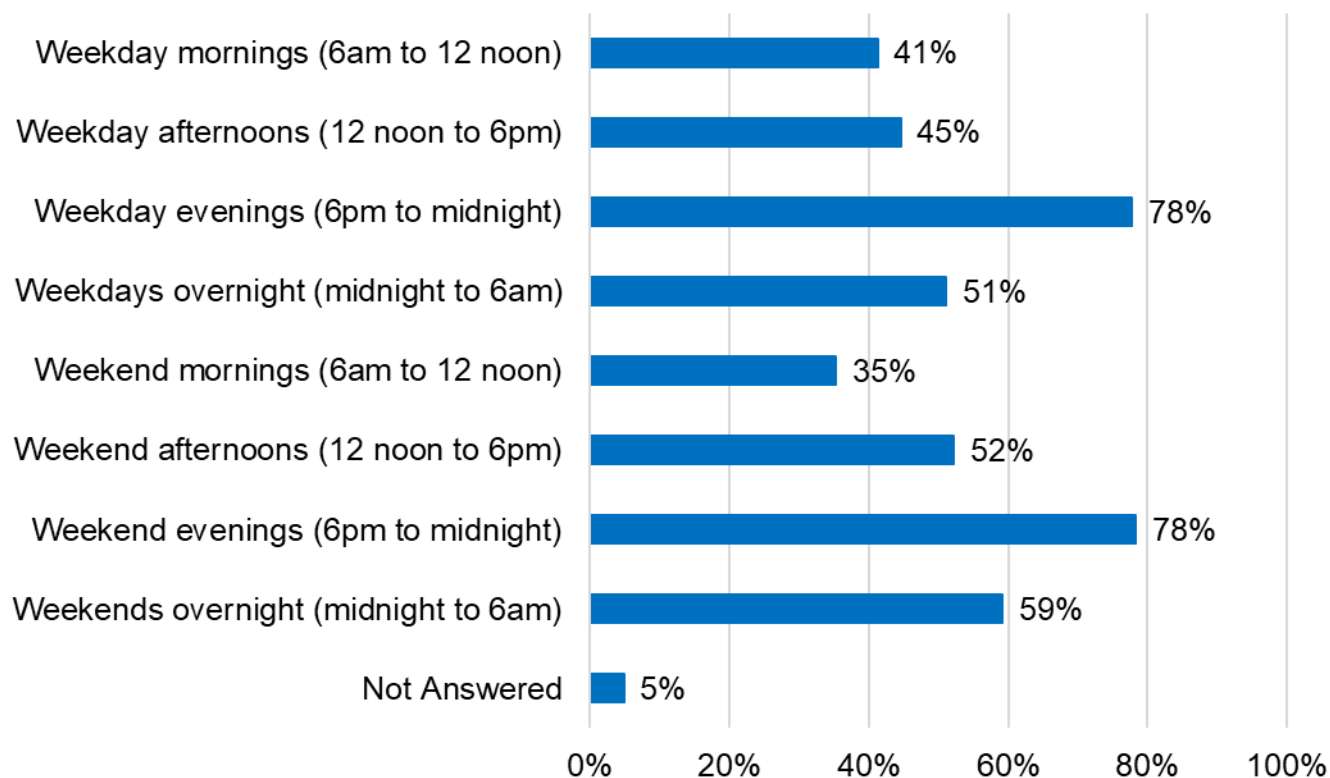


Timings of antisocial behaviour

Respondents were asked to indicate when the antisocial behaviour caused by motor vehicles is an issue and could choose more than one option.

- Most responses (78 per cent) were **Weekday evenings** and **Weekend evenings** (78 per cent)
- Over half of responses stated **Weekdays overnight** (59 per cent) and **Weekend afternoons** (52 per cent)

Please indicate when antisocial behaviour caused by motor vehicles is an issue.



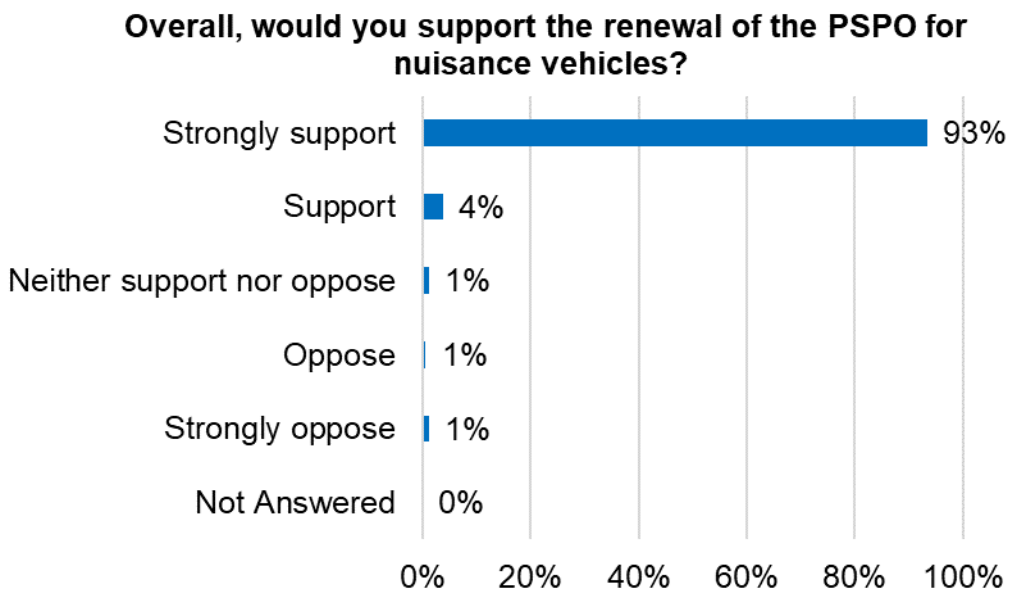
Base:
All
respon
ses
(184)



Renewing the PSPO in relation to nuisance vehicles

Respondents were asked if, overall, they would support the renewal of the PSPO for nuisance vehicles.

- **The vast majority** of respondents (97 per cent combined) either **Strongly support** (93 per cent) or **Support** (four per cent) the renewal



Base: All responses (184)



Concerns on the renewal of the PSPO- comments

Respondents were asked if they had any concerns about the renewal of the PSPO. The comments made have been themed and themes with four or more comments have been summarised in the table below. Examples of the comments made can be found on the next page whilst the full list of comments is available in the appendix report.

Theme	Count
Better enforcement needed	14
No concerns/in favour of renewal	12
Extend it to 24h	11
More monitoring systems needed	4



Concerns on the renewal of the PSPO- comments

“It is fine to renew the PSPO but these rules need to be enforced and at the moment we see/hear very little difference.”

Better enforcement needed

“More noise cameras are needed in Chelsea. They need to be focussed on cars tuned to be very noisy.”

More monitoring systems needed

“Renew ASAP.”

No concerns/in favour of the renewal

“These rules should be in force 24 hours a day, seven days a week. Please install more sound monitors.”

Extend it

“Only that enforcement is weak. [...]”

Better enforcement needed



“The hours are too restrictive. It should apply 24/7. Make it stronger please.”

Extend it

“None. More legislation required. More attention and noise equipment to detect, fine and deter offenders.”

Better enforcement needed

“No concerns.”

No concerns/in favour of the renewal



Antisocial behaviour caused by motor vehicles - comments

Respondents were asked if they had any further comments to make in relation to antisocial behaviour from vehicles. The comments made have been themed and themes with eight or more comments have been summarised in the table below. Examples of the comments made can be found on the next pages whilst the full list of comments is available in the appendix report.

Theme	Count
More enforcement needed (fines, cameras, speed humps)	25
Distressing situation	12
Look into bikes issue	11
Comment on a specific road/instance	9
Supporting PSPO	8



Antisocial behaviour caused by motor vehicles- Any other comments

“The antisocial noise from sudden acceleration and extremely noisy vehicles is different from background, steady traffic noise. One expects traffic noise living on a busy road (Holland Road), however the antisocial traffic noise affects sleep, which has an overall effect on quality of life. It is distressing to be woken up so frequently.”

Distressing situation

“Police action against noisy cars is needed along side noise cameras.”

More enforcement needed (fines, cameras, speed humps)



“Anti-social behaviour makes me feel insecure.”

Distressing situation

“More police/government enforcement of engine volume, especially motorbikes. In the case of Finborough Road, Speed bumps would greatly reduce, speeding and the loud revving of motorbike engines.”

More enforcement needed (fines, cameras, speed humps)

“Include electric scooters and electric bikes, they are far more dangerous.”

Look into bikes issue

“It is imperative that the PSPO is renewed.”

Supporting PSPO



Comments on locations

When asked about details of anti-social behaviour, respondents mentioned specific locations where the nuisance takes place. Across all comments, the table below shows the most mentioned locations. The list of comments including mentioned locations can be found in full in the appendices report.

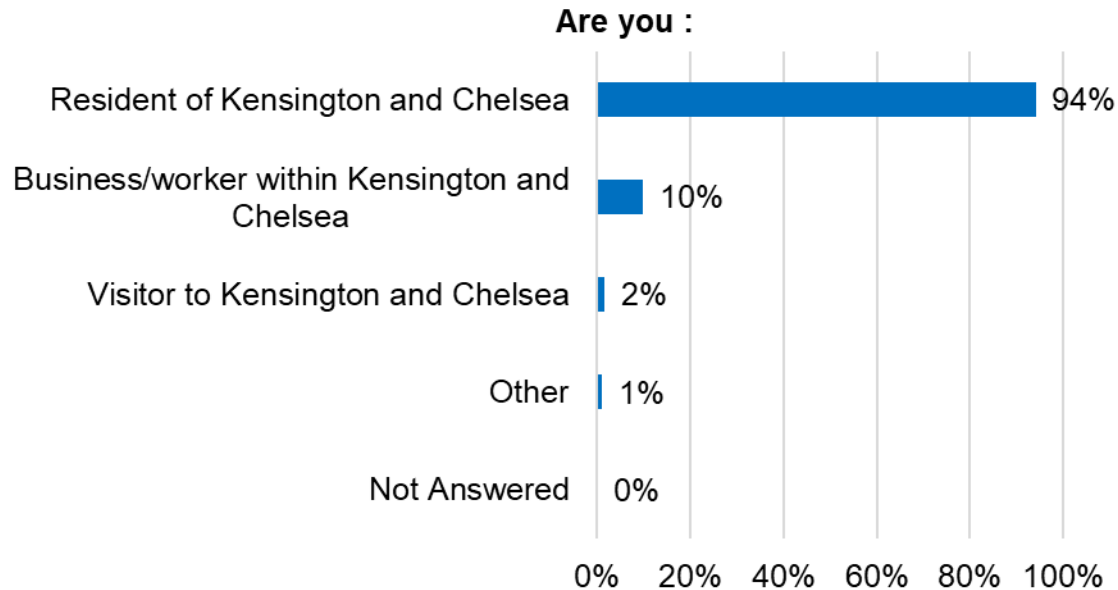
Theme	Count
Chelsea Embankment	10
King's Road	10
Earl's Court (including Warwick road/gardens)	7
Kensington High Street	6
Knightsbridge	5
Holland road/Holland Park Avenue	4



Capacity in which responding

Respondents were asked in what capacity they were responding.

- The majority of respondents (94 per cent) identified as Resident of Kensington and Chelsea
- A minority of ten per cent responded Business/worker within Kensington and Chelsea

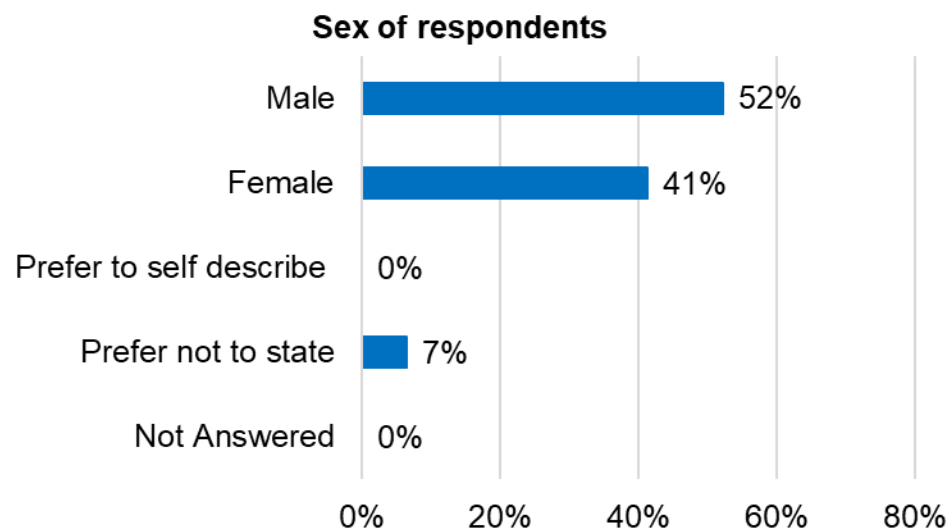


Base: All responses (184)



Demographics of respondents

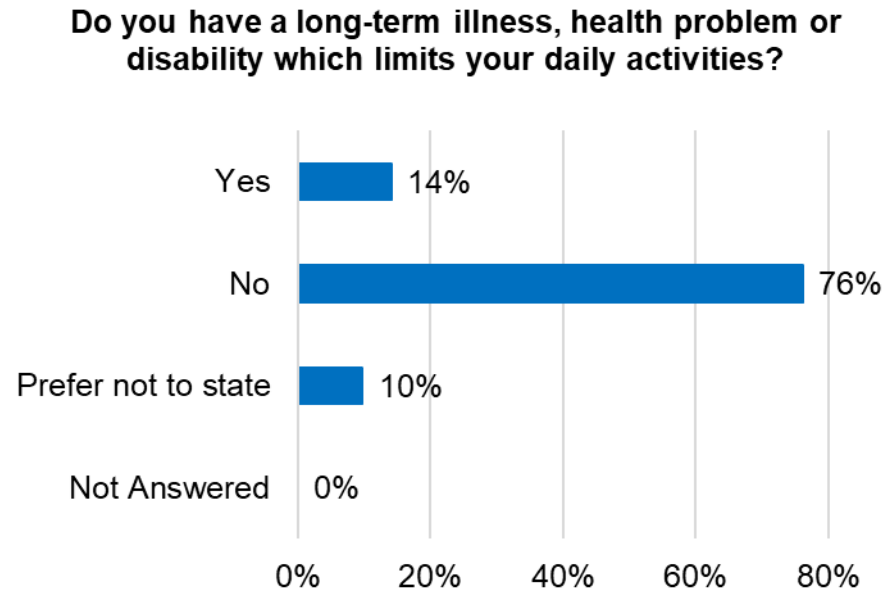
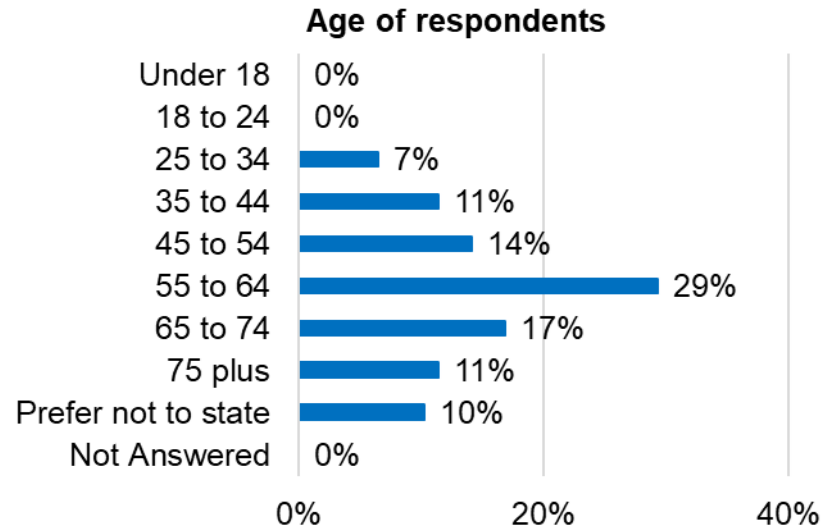
Respondents were asked a series of questions about themselves, to understand who had responded to the consultation.



Base: All responses (184)



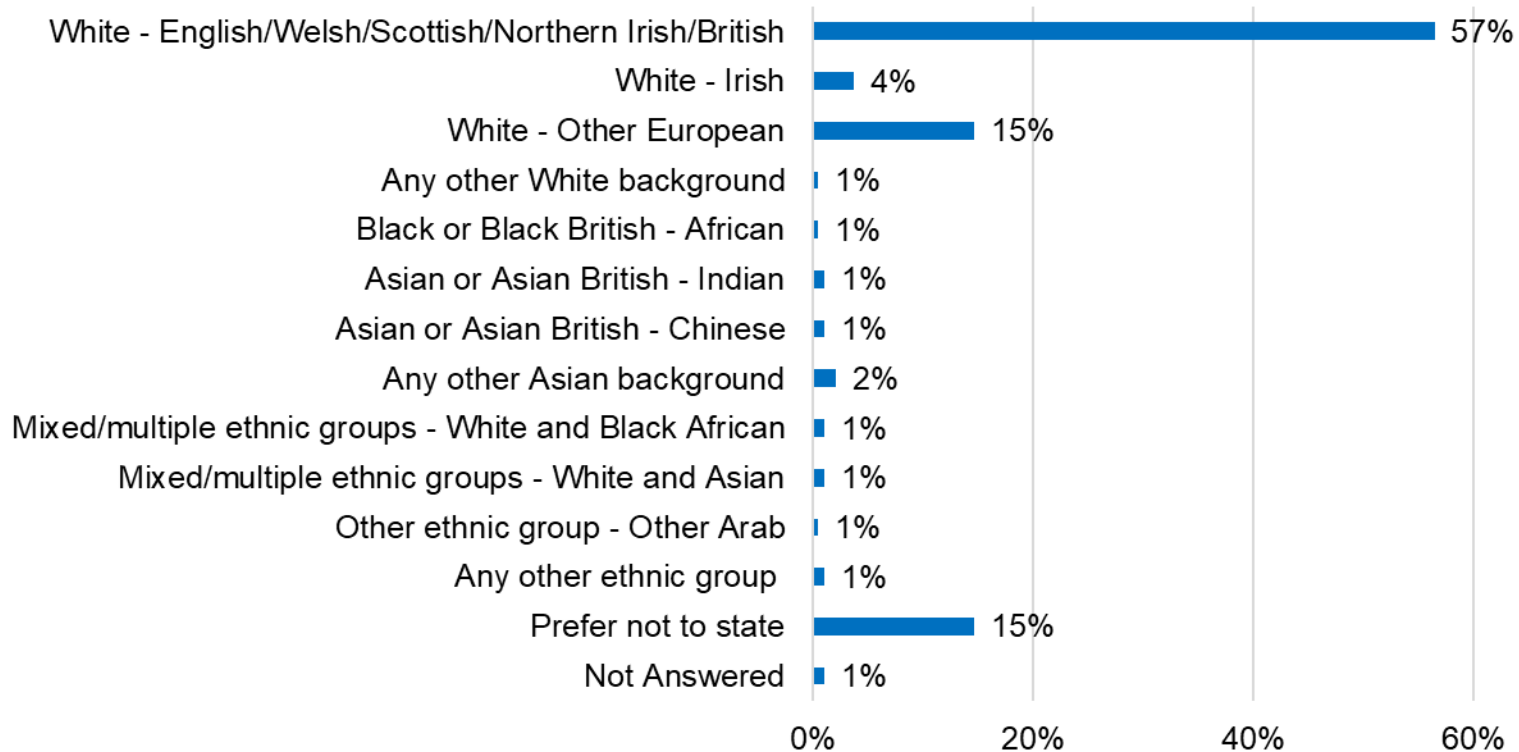
Demographics of respondents



Base: All responses (184)

Demographics of respondents

Ethnicity of respondents



Base: All responses (922)



THE ROYAL BOROUGH OF
KENSINGTON
AND CHELSEA