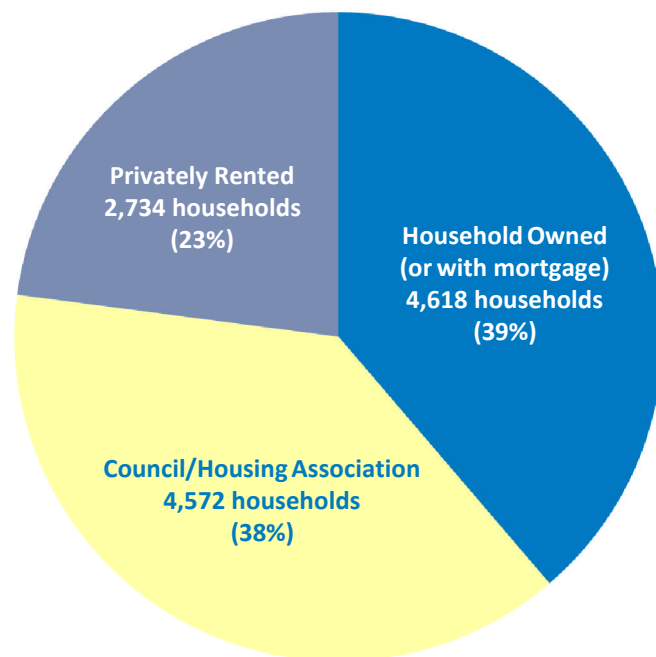


# Lone Pensioner Households

Breakdown of housing tenure types



## Comments

- Almost a quarter of lone pensioners in Kensington & Chelsea rent privately, more than twice the London and England averages.
- There is a correspondingly smaller proportion of lone pensioners in the borough who own their own home, compared to London and England. The proportion in social housing is the same as London.

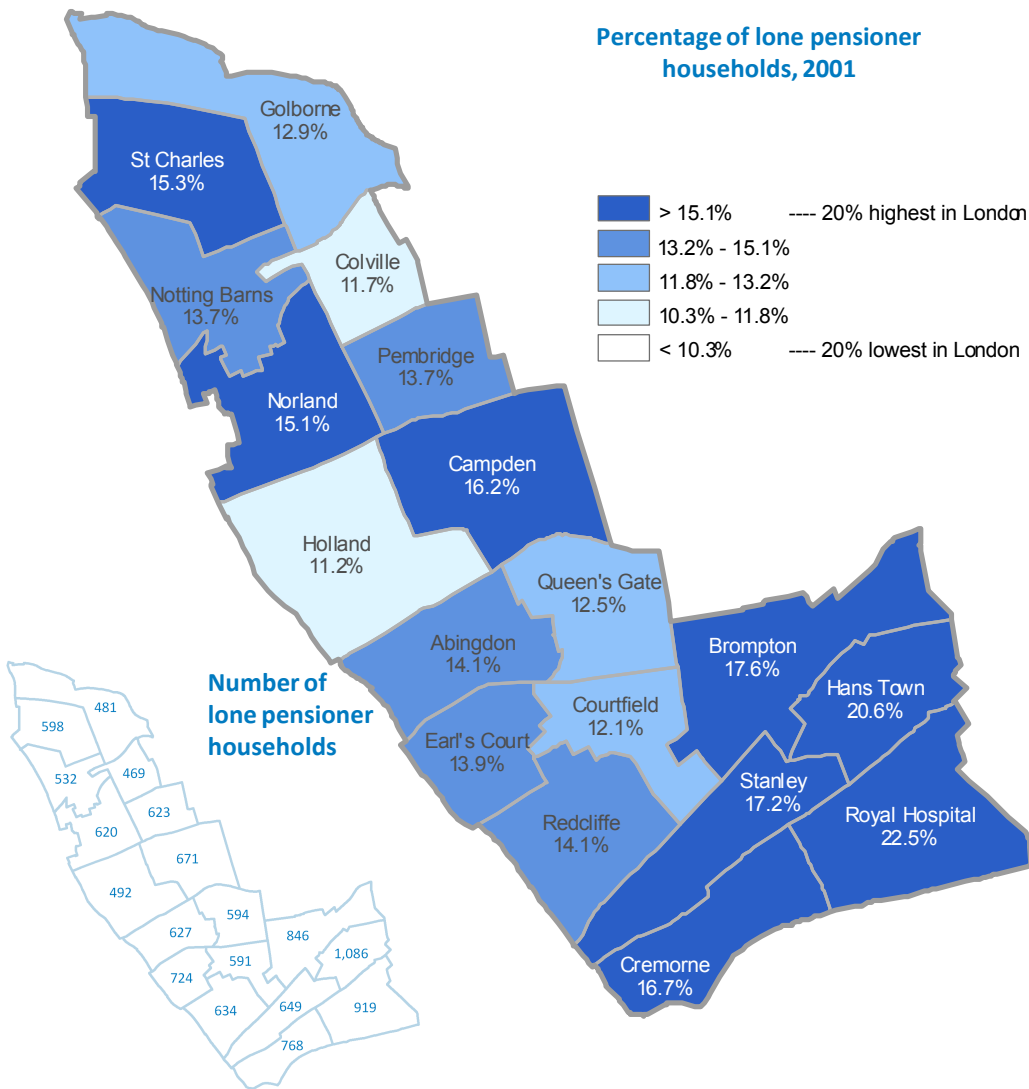

	Household Owned	Council/Housing Association	Privately Rented
Kensington and Chelsea	39%	38%	23%
London	50%	38%	12%
England	58%	31%	10%

# Lone Pensioner Households

As a proportion of all households



Percentage of lone pensioner households, 2001



## Comments

- Kensington & Chelsea has a higher proportion of lone pensioner households than London and England, compared to all households.
- Lone pensioners are most likely to be located in the Chelsea area, where they represent nearly one in five of all households.

## Comparison Data

Private households only, not communal establishments like The Royal Hospital or nursing homes

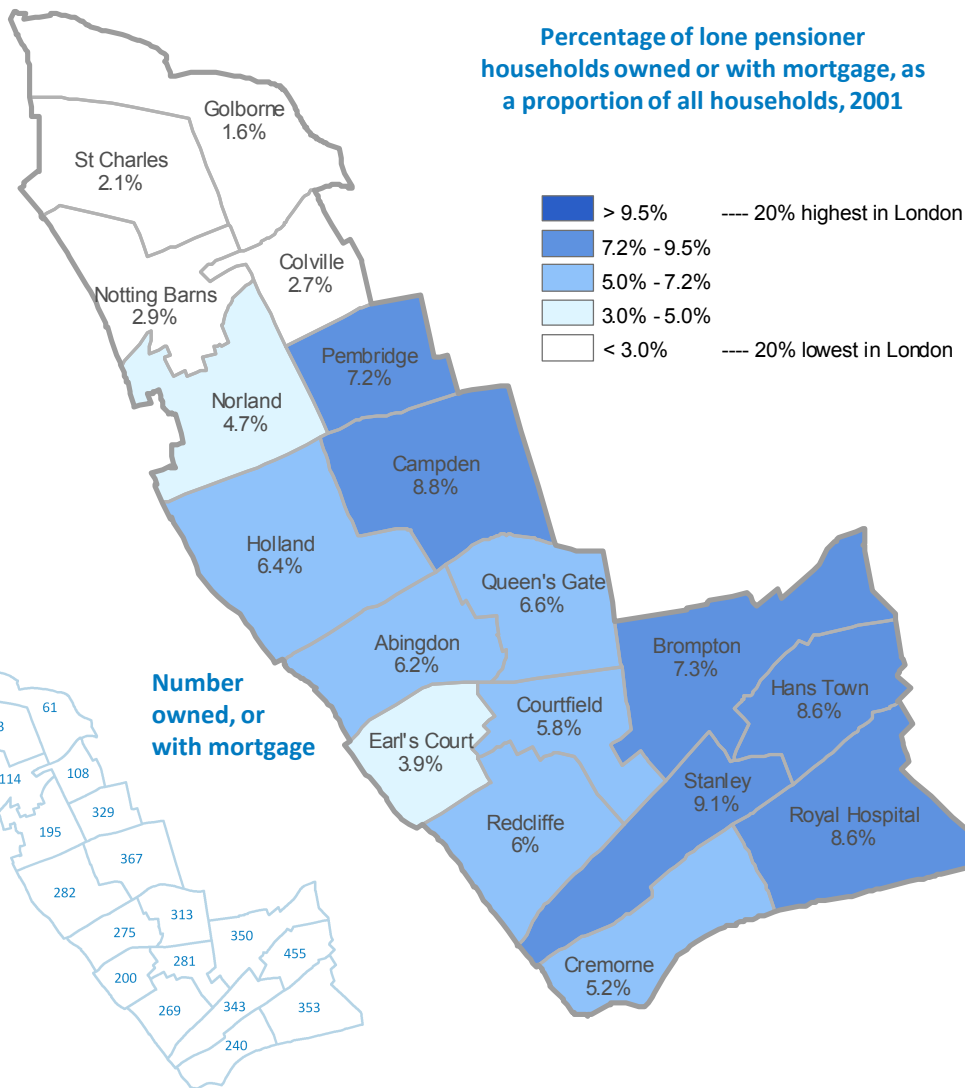
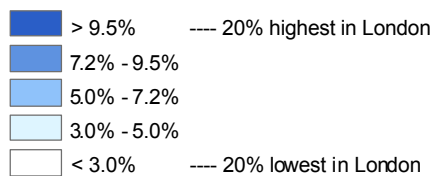
K&C	15.1%
London	12.7%
England	14.4%

# Lone Pensioner Households

Household owned or with mortgage, as a proportion of all households



Percentage of lone pensioner households owned or with mortgage, as a proportion of all households, 2001



Number owned, or with mortgage

## Comments

- Kensington & Chelsea has a lower proportion of owner occupied lone pensioner households than London and England, compared to all households.
- Lone pensioner owner occupiers are most likely to be located in the Chelsea area and Pembridge/ Campden wards, where they represent just under 10% of all households.

## Comparison Data

Private households only, not communal establishments like The Royal Hospital or nursing homes

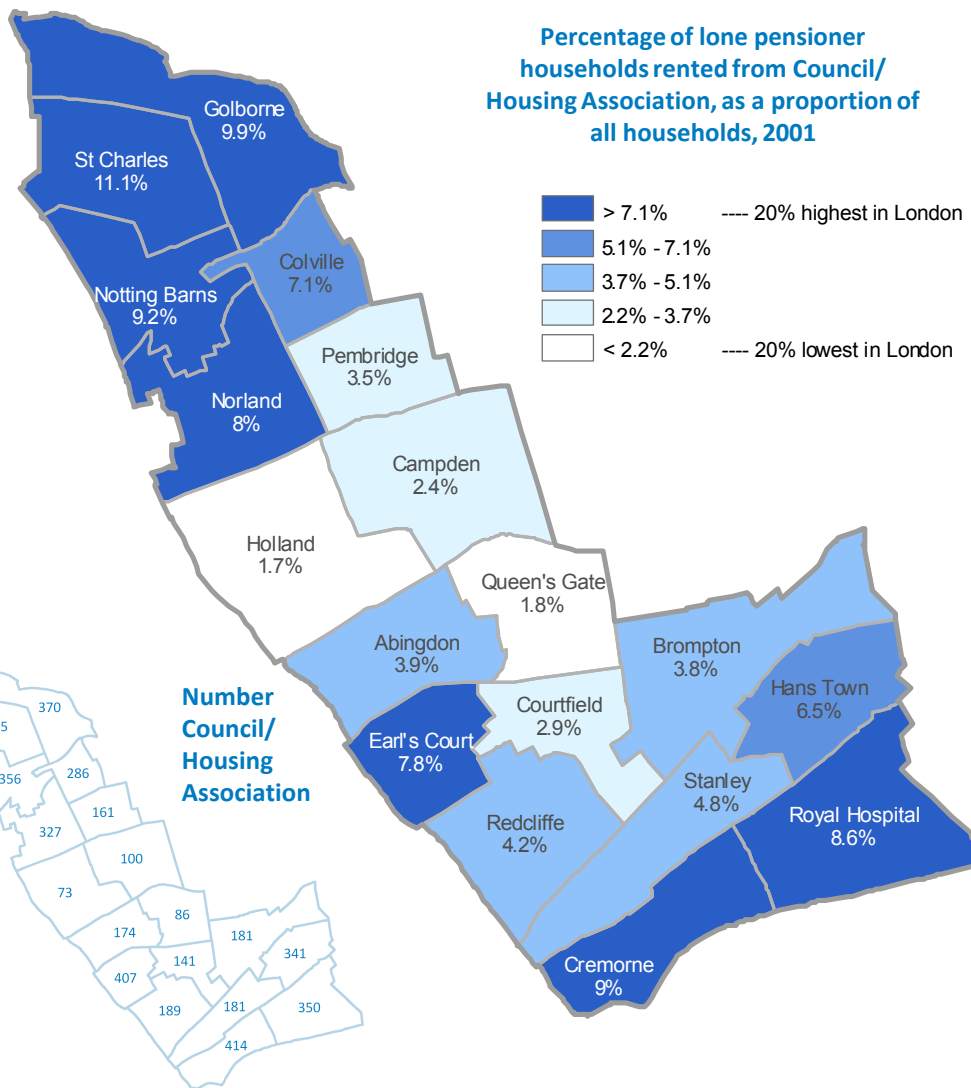
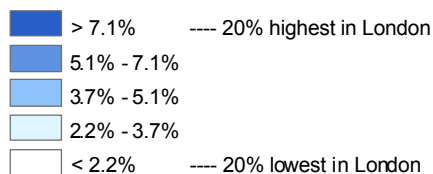
K&C	5.8%
London	6.3%
England	8.4%

# Lone Pensioner Households

Household rented from Council/ Housing Association, as a proportion of all households



Percentage of lone pensioner households rented from Council/ Housing Association, as a proportion of all households, 2001



## Comments

- Kensington & Chelsea has a higher proportion of socially rented lone pensioner households than London and England, compared to all households.
- In most of North Kensington, Earl's Court and South Chelsea, nearly one in ten of all households are socially rented lone pensioner households.

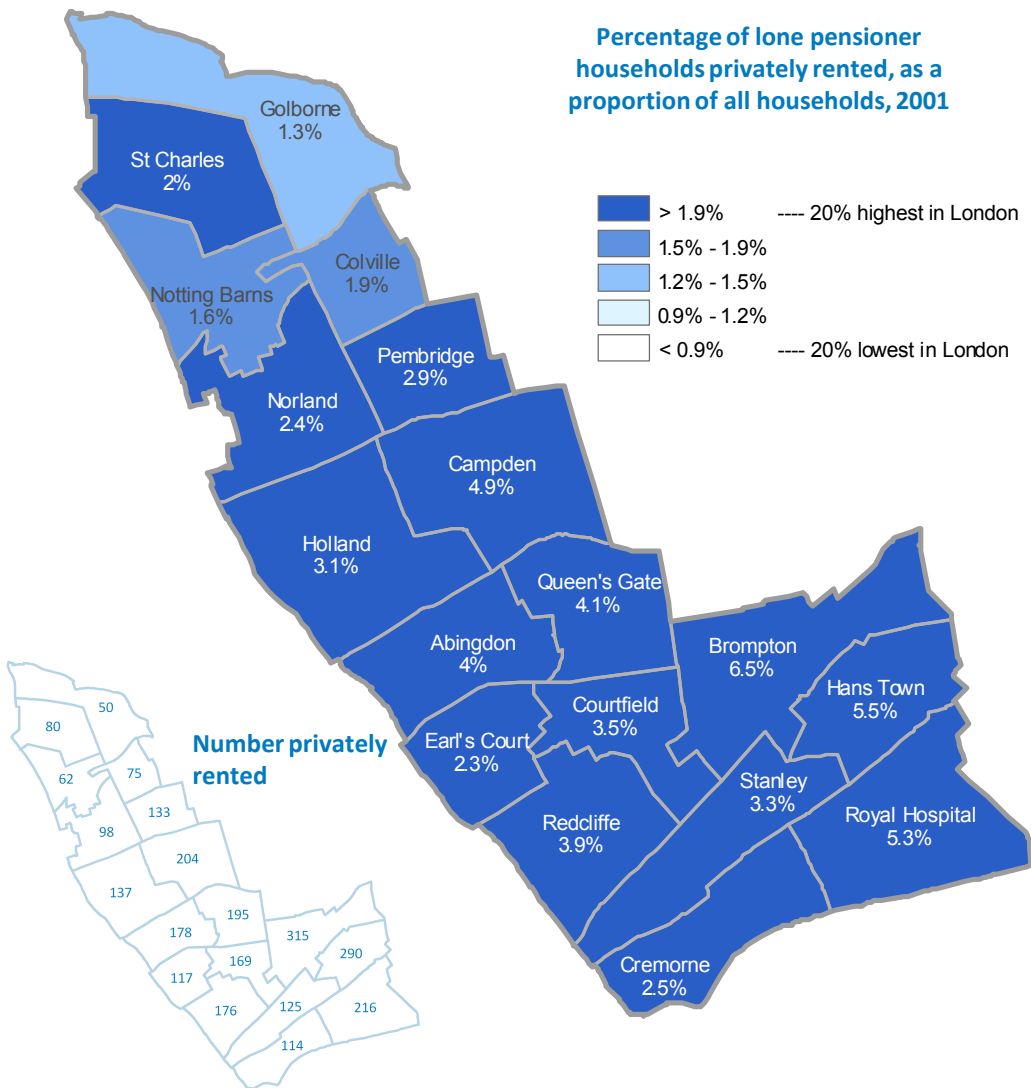
## Comparison Data

Private households only, not communal establishments like The Royal Hospital or nursing homes

K&C	5.8%
London	4.9%
England	4.5%

# Lone Pensioner Households

Household privately rented, as a proportion of all households



## Comments

- Kensington & Chelsea has more than twice the proportion of privately rented lone pensioner households compared to London and England, in comparison to all households.
- In Brompton, Hans Town and Royal Hospital wards, more than one in twenty households are privately rented lone pensioner households.

## Comparison Data

Private households only, not communal establishments like The Royal Hospital or nursing homes

K&C	3.5%
London	1.5%
England	1.5%