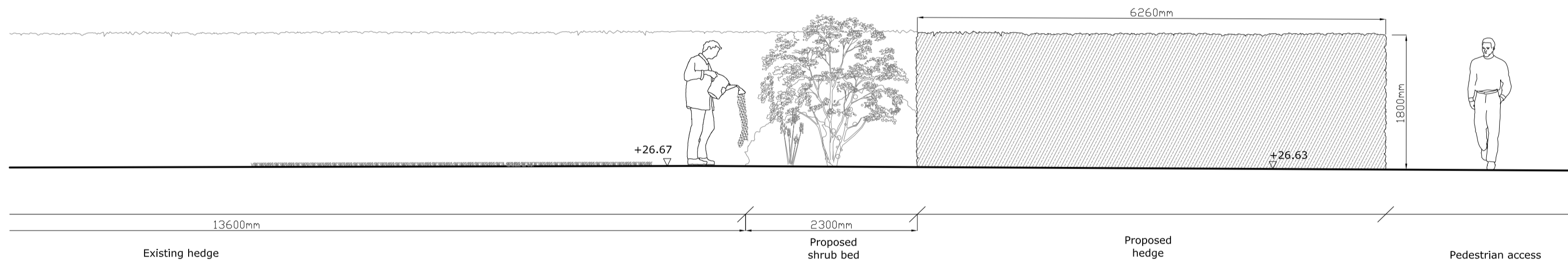
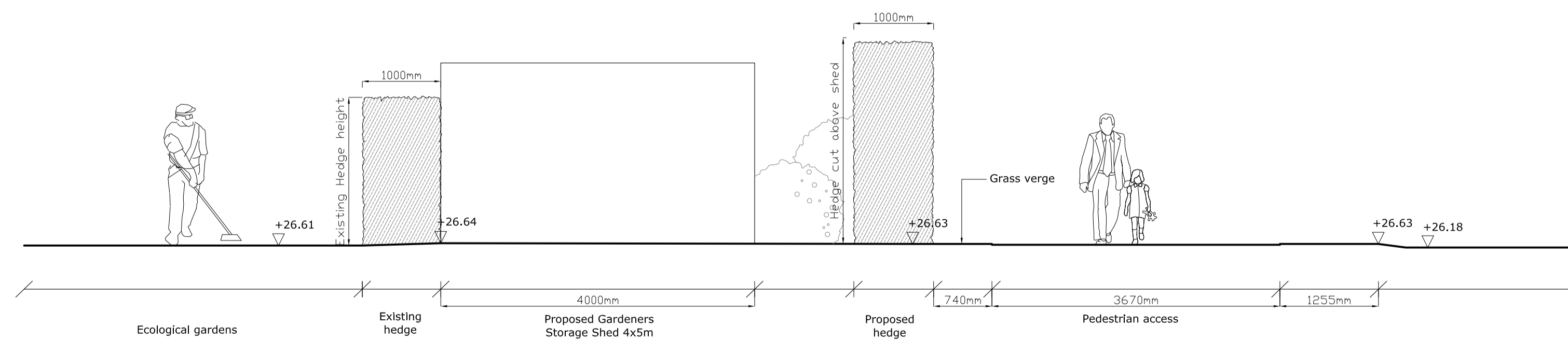


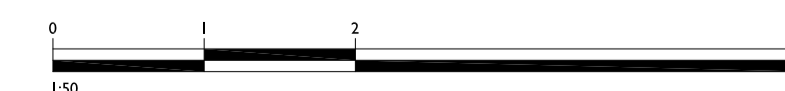
SS D-D' Section D-D' (1) Scale 1:50 @ A1



SS D-D' Section D-D' (2) Scale 1:50 @ A1



SS C-C' Section C-C' Scale 1:50 @ A1



- General Notes:
- All drawings and specifications are to be read in conjunction with each other. Any conflicts found within the complete set of drawings and existing site conditions must be reported to the principal consultant immediately.
 - All structural concrete/ building work to Engineer's/Architect's details & dwgs
 - All concrete to Engineer's details
 - All works to Highways are to Engineer's details & dwgs
 - All drains/drainage to Engineer's detail
 - Lighting design by others; location of fixtures & fittings to be confirmed.
 - All dimensions are to finished surface levels
 - All steelwork fittings to Engineers details
 - All landscape construction dwgs to be read in conjunction with Landscape Architect's Landscape Specification.
 - All sub-surface build-ups to Engineer's details, including the specification of sub-bases in accordance with CBR values/ground bearing capacity of existing subgrade.
 - Dwgs not to be scaled. Use dimensioned measurements only. Contractor to check and confirm.
 - All retaining wall construction work to Engineer's details and installed in accordance with manufacturer's recommendations.
 - All works and materials to be in accordance with current applicable statutory legislation and to comply with all relevant Codes of Practice & British Standards.
 - All work within RPA and tree protection measures to comply with BS 5837:2012 'Trees in Relation to Construction' and Tree Method Statement
 - This drawing is to be used for planning only

Revision	FOR PLANNING Subject	31/01/17 Date	TLG Initials
-			

Kensington Palace Orangery
Gardener's Store
Proposed Sections C-C' and D-D'

1:50@A1 1:100@A3

Drawing no. TLG.204.SS.401

Todd Longstaffe-Gowan