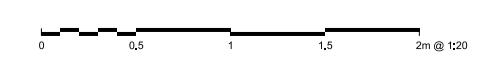
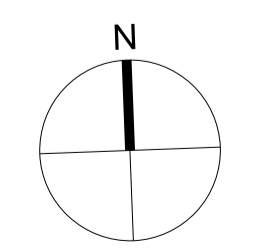
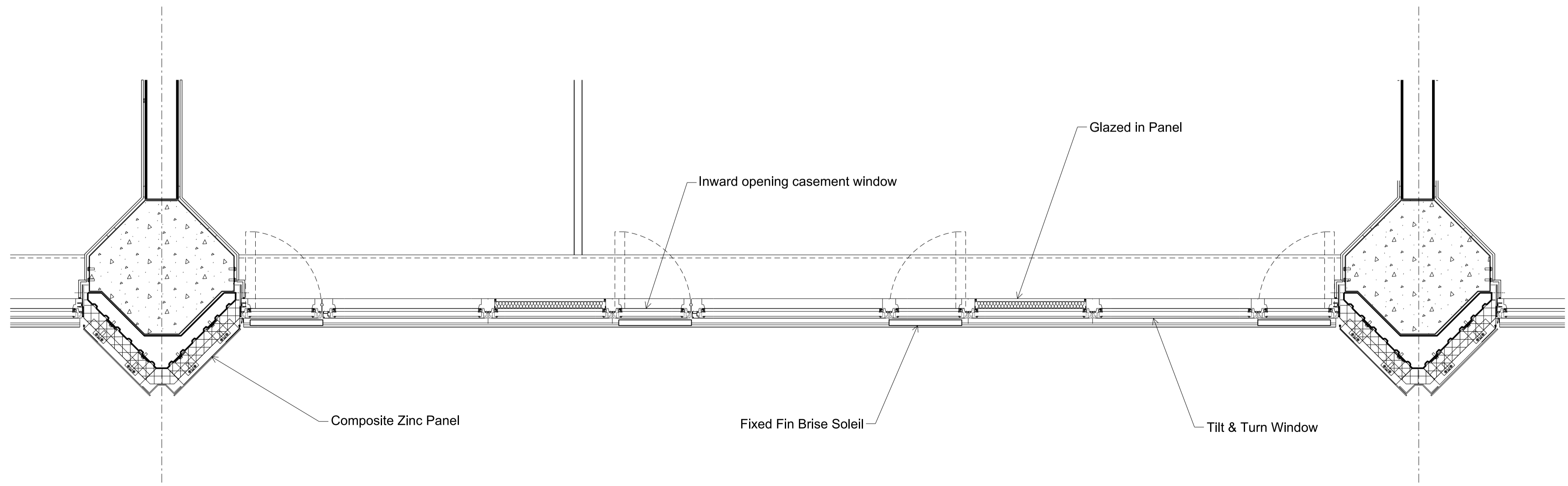


- NOTE
1. THIS DRAWING IS COPYRIGHT STUDIO E LLP.
 2. THE CONTRACTOR MUST NOT SCALE FROM THE DRAWING ALL DIMENSIONS TO BE TAKEN FROM DIMENSION STRINGS.
 3. WHERE ANY DISCREPANCIES ARE FOUND BETWEEN DIMENSIONS THESE MUST BE BROUGHT TO THE ATTENTION OF THE ARCHITECTS FOR RESOLUTION.
 4. WHERE DISCREPANCIES EXIST BETWEEN REFERENCE OR ASSEMBLY DRAWINGS & DETAIL DRAWINGS, THE LATTER TAKE PREFERENCE.

Key

1 Detail: Elevation, Plan & Section
1:20



PLANNING	
STUDIO E LLP Palace Wharf, Rainville Road, London, W8 9HN, Tel: 020 7382 7125 Fax: 020 7381 4995	
GRENfell TOWER REGENERATION PROJECT PROJECT	
PROPOSED ELEVATION, PLAN & SECTION DETAIL DRAWING	
1:20@A1 SCALE	17/10/12 DATE
1279 DWG. NO.	PL400 00 REVISION
	CHECKED