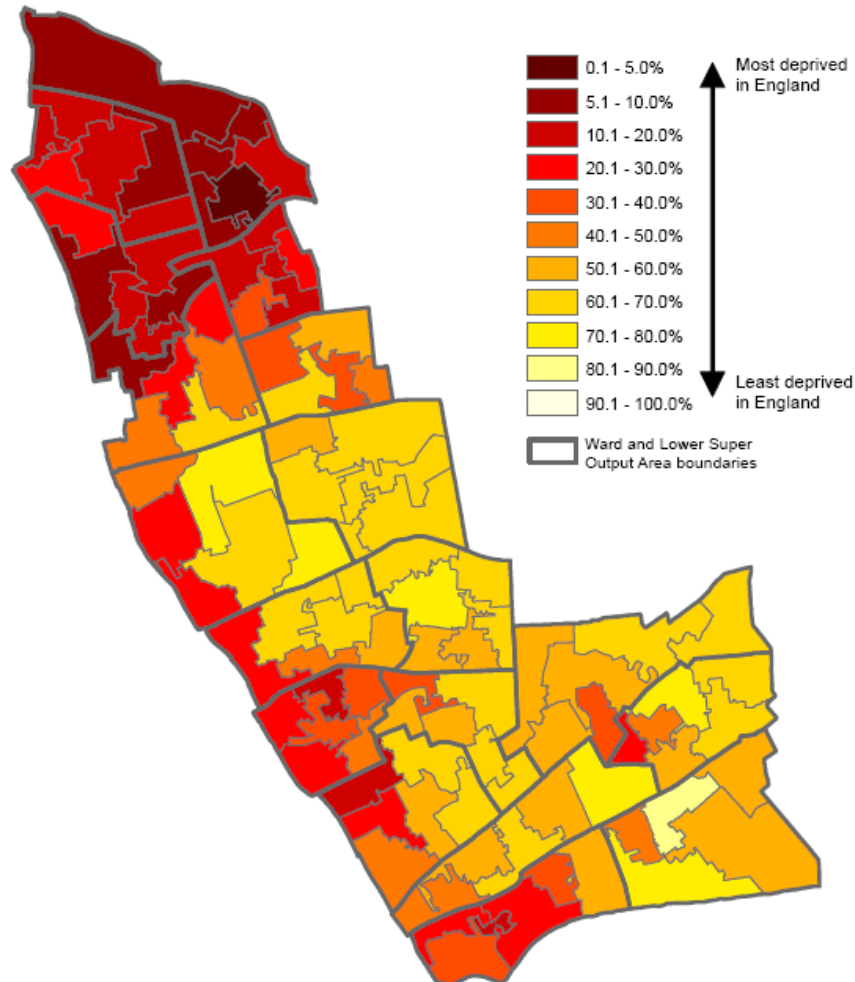




Index of multiple deprivation 2007 (Lower Super Output Area deprivation ranks)



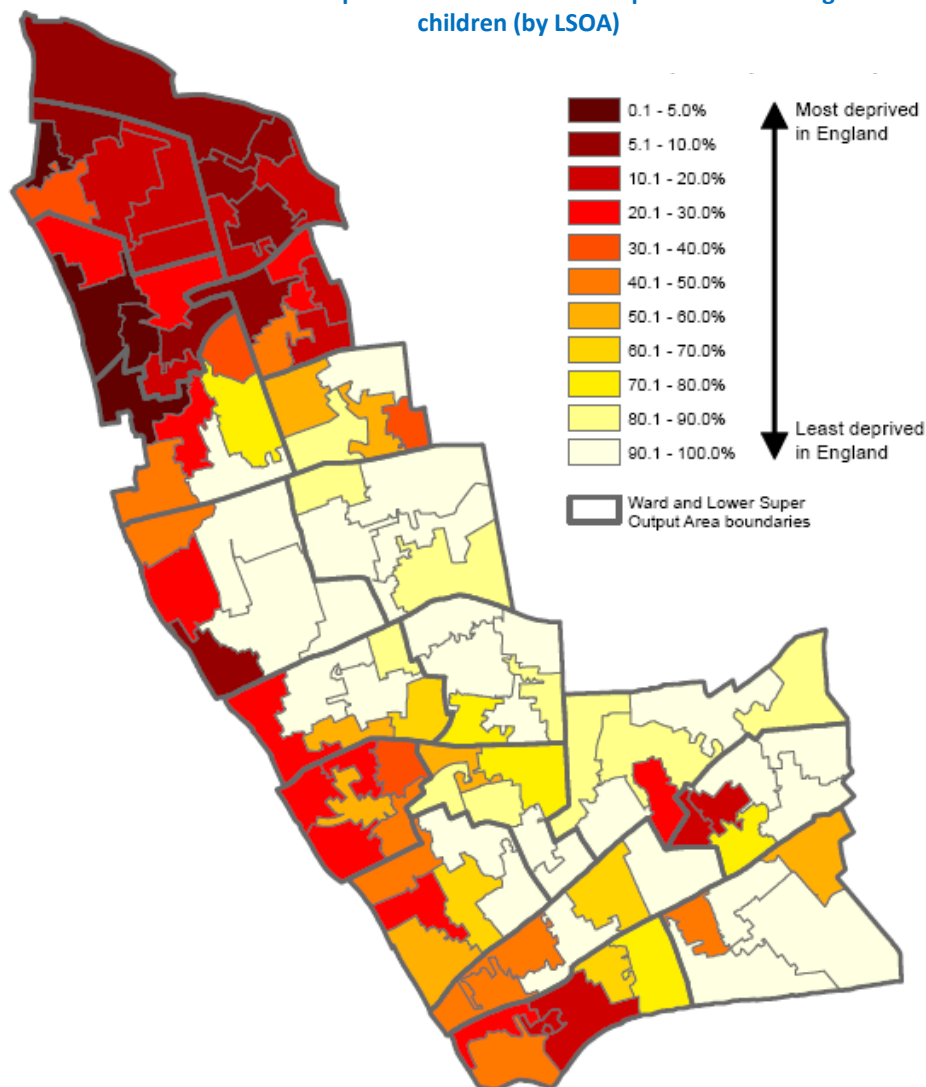
### Comments

- The Index of Multiple Deprivation (IMD 2007) combines a number of indicators chosen to cover range of economic, social and physical issues into a single deprivation score for each small area in England called lower super output areas (LSOAs). Kensington and Chelsea has 103 LSOAs.
- Overall, Kensington and Chelsea is ranked 101<sup>st</sup> out of 354 local authorities in England (where 1 is the most deprived).
- Kensington and Chelsea has 23 LSOA in the 20% most deprived LSOAs across England. One LSOA is in the 20% least deprived. There are also 6 LSOA's in the north of the borough, mostly in Golborne ward which have moved from 20% to the 10% most deprived.
- On the IMD 2007, Kensington and Chelsea is positioned 18<sup>th</sup> out of the 33 London boroughs





Indices of deprivation 2007: income deprivation affecting children (by LSOA)



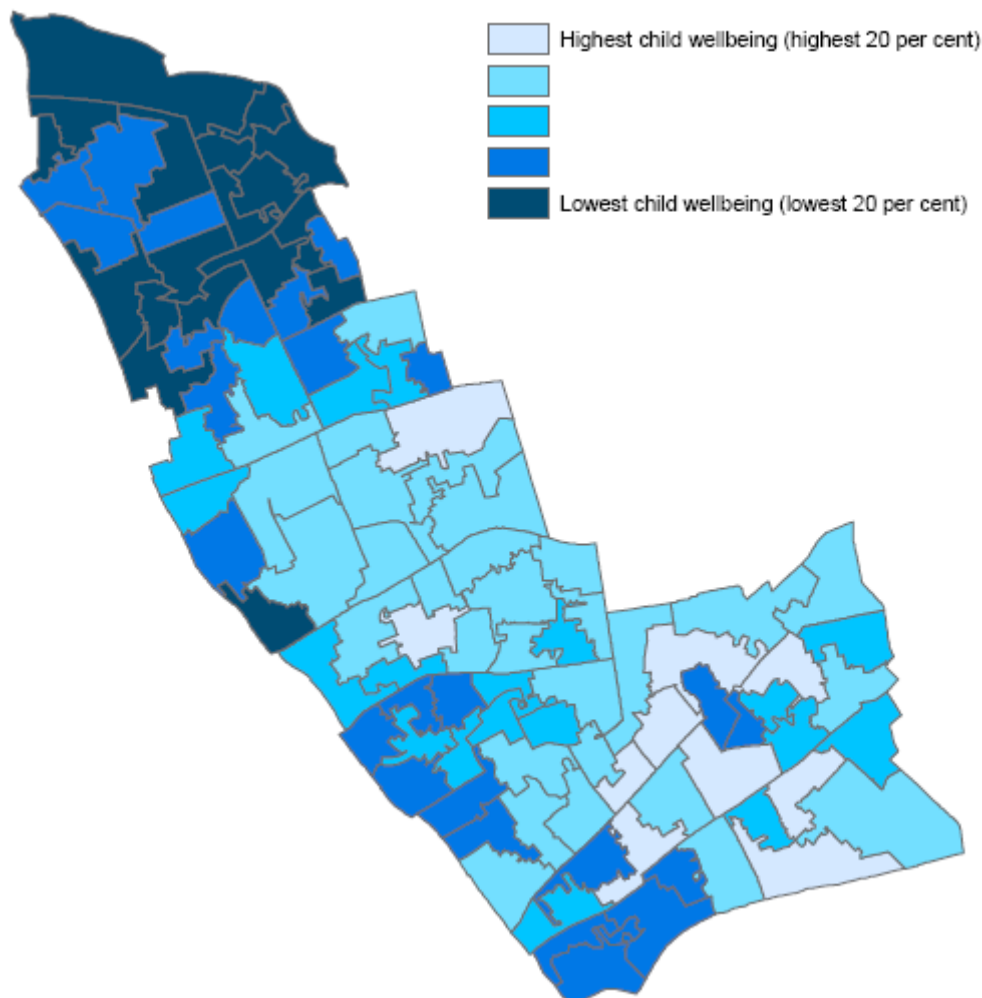
### Comments

- This map represents the proportion of children aged 0-15 living in income deprived households.
- 24 of the 103 LSOA in Kensington and Chelsea are ranked in the top 20% most deprived LSOAs in England. The majority of those most deprived LSOAs are located in the north of the Borough and on the borders with Hammersmith and Fulham.
- A further 38 LSOAs are ranked in the top 20% least deprived.





Child Wellbeing Index 2009 Lower Super Output Areas (LSOA)  
National Quintiles



### Comments

- The Local Index of Child Well-being (CWI) was commissioned by Communities and Local Government in response to calls for its Indices of Multiple Deprivation to be produced for different groups of the population. It represents the first attempt to create an index exclusively for children in England for small, neighbourhood areas (Lower Super Output Areas).
- The Child Wellbeing Index (CWI) is calculated by indicators across seven domains which have an impact on child wellbeing: health, material wellbeing, education, crime, housing, environment and children in need.
- Only 9% of London's LSOAs fall into the top quintile nationally;
- Ten LSOAs in Kensington and Chelsea fall into the top quintile nationally; a further 19 LSOAs fall into the bottom quintile of child wellbeing nationally.