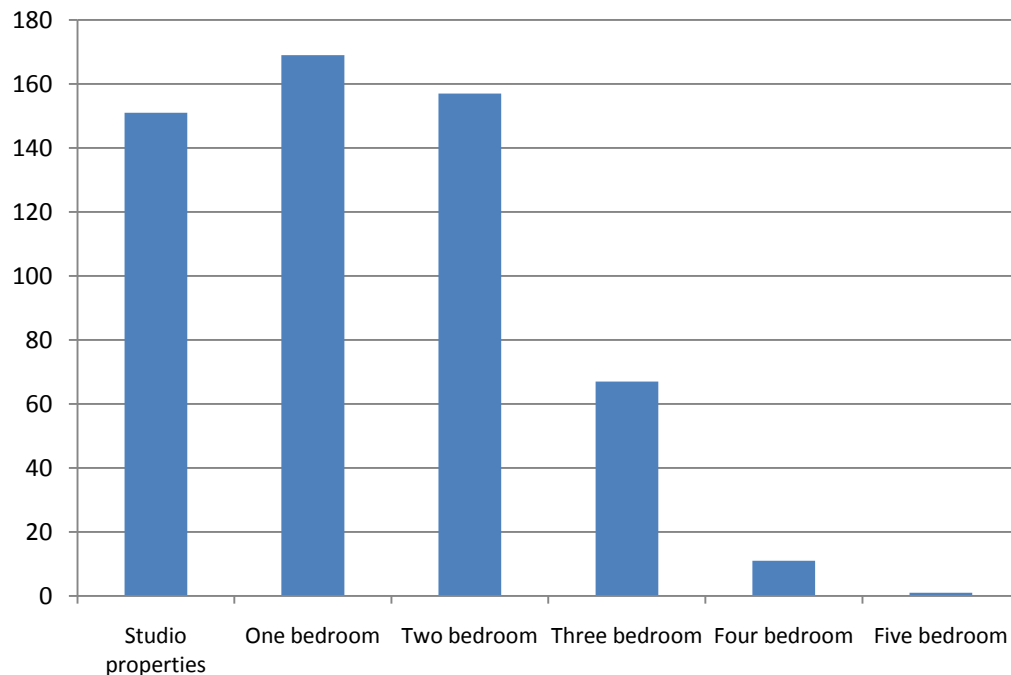


Number of lettings in RBKC by property size



	Studio (including sheltered housing)	One bedroom	Two bedrooms	Three bedrooms	Four bedrooms	Five bedrooms
--	--------------------------------------	-------------	--------------	----------------	---------------	---------------

2009/10	151	169	157	67	11	1
---------	-----	-----	-----	----	----	---

### Comments

- The Royal Borough is a desirable place to live but there is not enough social housing to meet everyone who is in housing need: this problem is particularly acute for families.
- In 2009/10 there were over 6500 applications for social housing in the borough and only 556 applicants re-housed into permanent social housing. Only 11 of these properties had three bedrooms and one property had four bedrooms.
- There are currently over 6,700 applicants waiting to be re-housed. Only those applicants with high priority needs are likely to be re-housed and are likely to wait for more than five years, possibly longer for three bedroom or larger properties.
- Applicants flexible about where they want to live increase their chances of being re-housed more quickly –for instance properties becoming available in other areas of London.





### Number of families in temporary accommodation

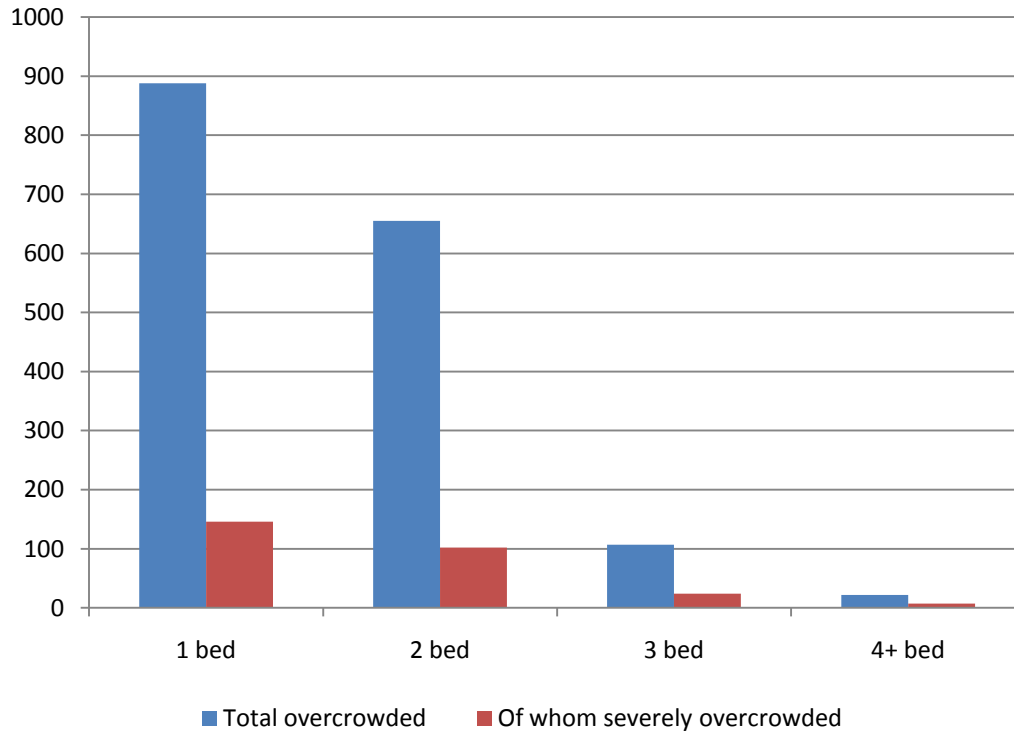
	Studio	One bed	Two bed	Three bed	Four bed	Five bed	Six bed	Total
0 children	25	79	24	14	0	0	0	142
1 child	4	52	304	16	1	0	0	377
2 children	0	10	141	129	3	0	0	283
3 children	0	0	24	77	17	0	0	118
4 or more children	0	0	3	25	26	4	2	60
<b>Total</b>	<b>29</b>	<b>141</b>	<b>496</b>	<b>261</b>	<b>47</b>	<b>4</b>	<b>2</b>	<b>980</b>

### Comments

- There were a total of 980 families living in temporary accommodation, to whom the council has accepted a duty of responsibility, in June 2010.
- Temporary accommodation is provided while a decision is being made on housing, or a positive decision has been reached but no suitable accommodation is available.
- The highest proportion of families in temporary accommodation had one child.
- Approximately 70% of families in temporary accommodation are single parent families.



Overcrowded households on waiting lists waiting to be re-housed (as at 1 April 2008)



	One bed	Two bed	Three bed	Four + bed
Overcrowded	888	655	107	22
Severely overcrowded	146	102	24	7

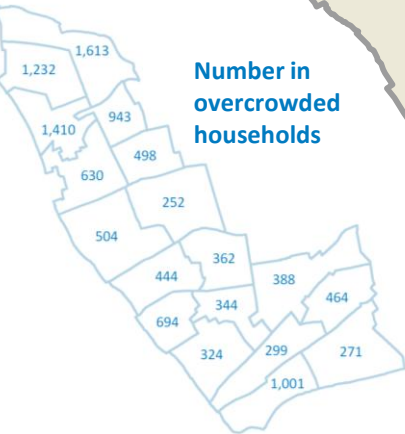
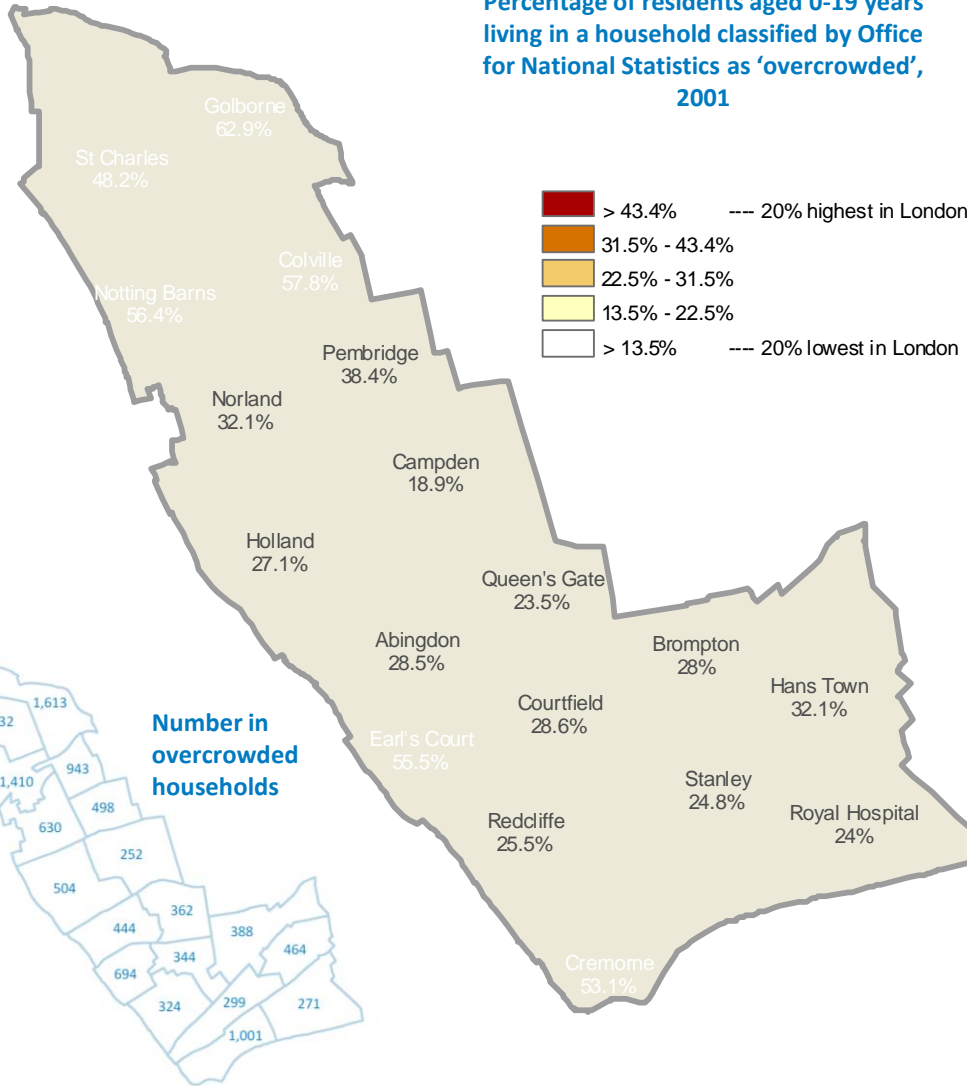

### Comments

- There were a total of 1672 families that lived in over crowded houses on 1 April 2008. Of these, 279 were classes as living in severely overcrowded housing.
- Over half of families that were overcrowded were living in 1 bedroom properties.
- 85% of overcrowded households are existing social tenants seeking a transfer.





Percentage of residents aged 0-19 years living in a household classified by Office for National Statistics as 'overcrowded', 2001



### Comments

- The highest levels of overcrowding for children and young people are found in the far north of the borough, as well as Earl's Court and Cremorne in the south and all areas of deprivation. Roughly half of children and young people in these wards live in overcrowded homes.
- The South Kensington and Chelsea areas have broadly similar levels of overcrowding to the London average of 30%.

### Comparison Data

K&C	39.4%
London	29.3%
England	13.3%