
THE ROYAL BOROUGH OF KENSINGTON AND CHELSEA
CAPITAL PROGRAMME 2009/10 – 2011/12

COUNCILLOR MERRICK COCKELL

Leader of the Council

NICHOLAS HOLGATE

**Executive Director for Finance, Information
Systems and Property Services**

The Royal Borough of Kensington and Chelsea

Capital Programme 2009/10 – 2011/12

Contents

	Pages
Report from Cabinet to Council 4 March 2009 (paragraph 3)	1-19
<u>Appendices</u>	
1. Capital Schemes Progression	3
2. Business Group Summary	7
3. Capital Programme by Start Year	9
4. Capital Programme by Service Area	11
5. Pipeline Schemes	13
6. Rolling Programmes	17
7. Capital Programme Funding and Affordability	19
8. Accessibility of the Council's Operational Premises	29
9. Business Group Report Capital Programme 2009/10 – 2011/12	33
o Business Group Capital Programme Notes	34
o The Royal Borough Aims, Community Strategy Goals and Capital Strategy Objectives	35
o Family and Children's Services	1-17, 1
o Housing, Health and Adult Social Care	
• Housing and Health	1-8, 1
• Adult Social Care	1-5, 1
o Planning and Borough Development	1, 1
o Transport, Environment and Leisure Services	1-17, 1
o Corporate Services	1-4, 1

Report from Cabinet to Council 4 March 2009 (paragraph 3)

3. CAPITAL PROGRAMME 2009/10 – 2011/12

3.1 Introduction

3.1.1 The Capital Programme proposes investment of £205 million from 2009/10 onwards.

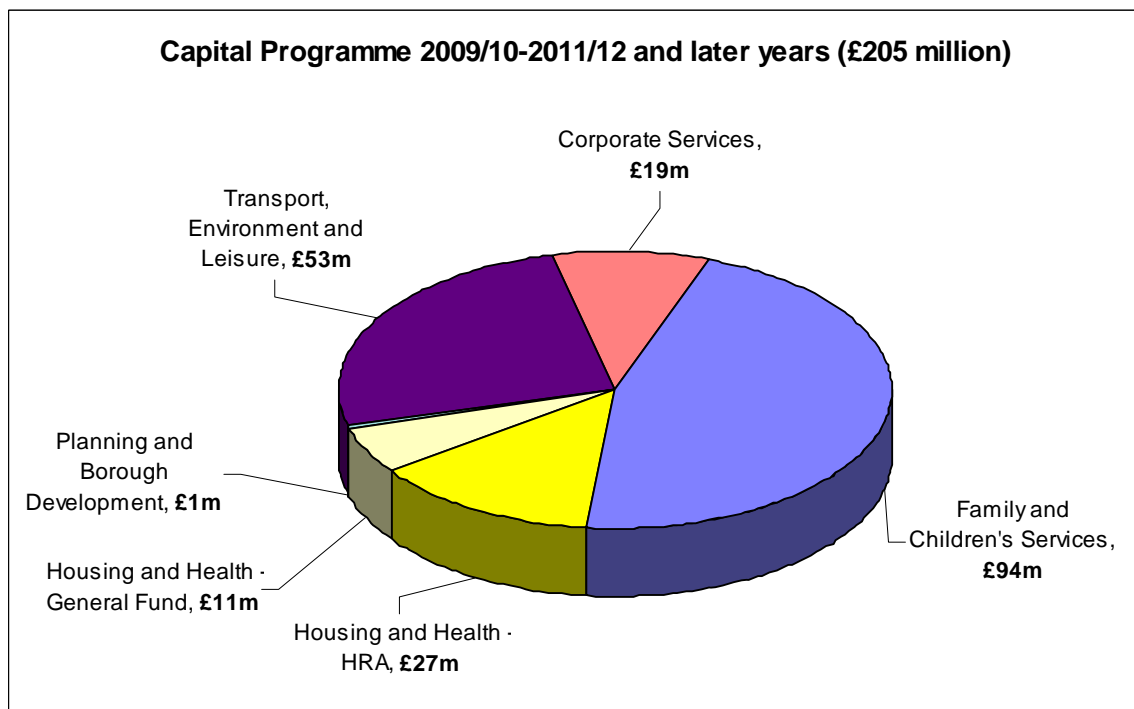
3.1.2 It plays an important part in delivering a 'Better City Life'. It includes funding for 10 of the projects set out in the Council publication '21 Projects for the 21st Century'.

3.1.3 The Programme also includes rolling programmes of capital investment, which allow Business Groups to undertake smaller projects, carry out structural maintenance, deliver recurring enhancements to assets and address matters such as accessibility.

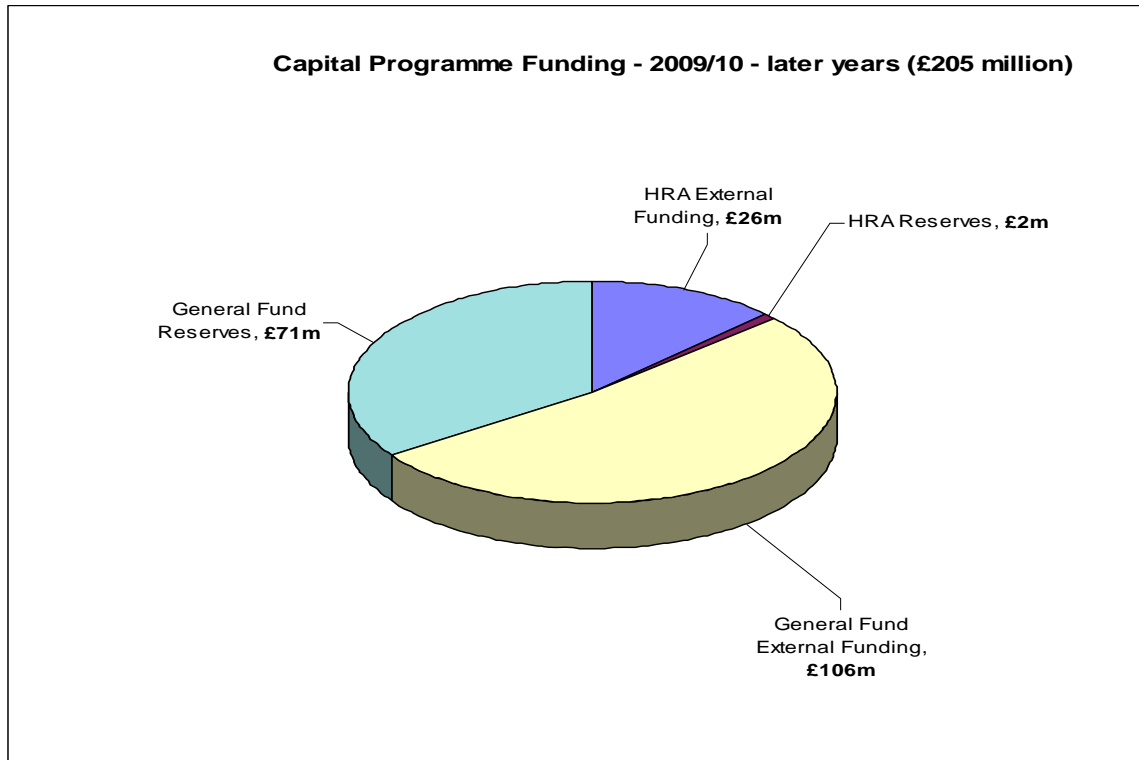
3.1.4 The programme is prepared in accordance with the Capital Strategy approved by Council in September. A summary is provided in the notes to **Appendix 9**.

3.1.5 A breakdown by Business Group is shown in **Chart 1**, distinguishing the Housing Revenue Account (HRA) from other investment by the Housing, Health and Adult Social Care Business Group.

Chart 1

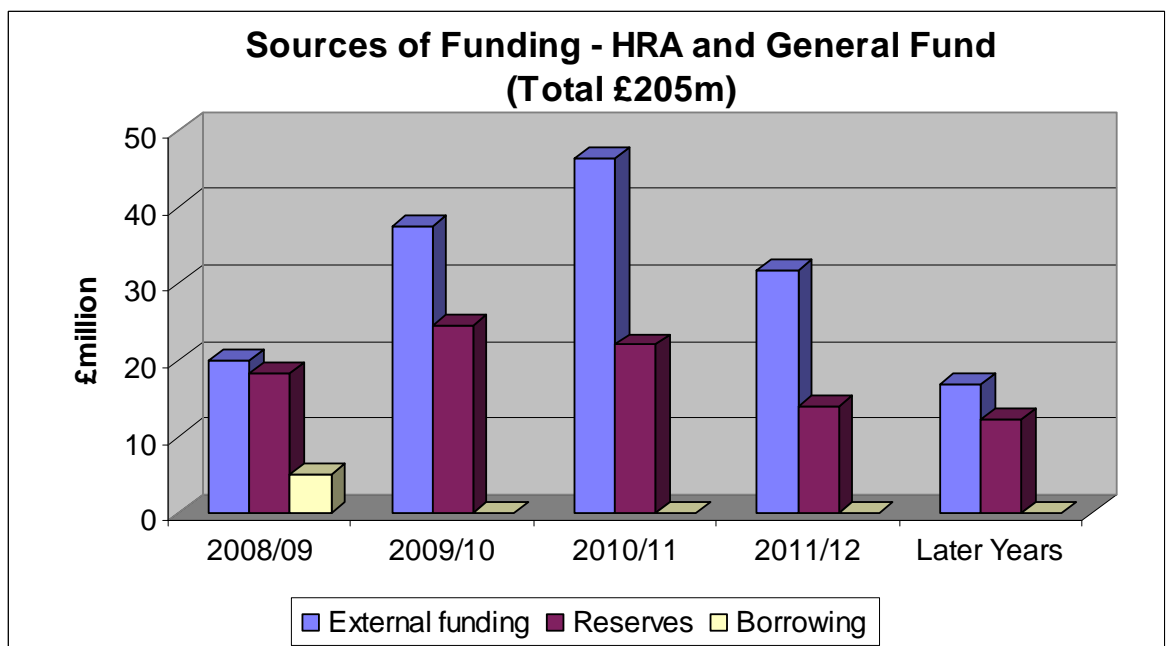


3.1.6 **Chart 2** analyses the main sources of funding for the programme. No borrowing is proposed.
Chart 2



3.1.7 **Chart 3** shows the annual profile of spending by source of funds, including 2008/09 and the 'later years' of projects included over the period 2009/10 to 2011/12.

Chart 3



- 3.1.8 A further £123 million of potential schemes (pipeline schemes) requiring £65 million of council funding, are at exploratory stages and have *not* been included as they are not sufficiently developed (see **Appendix 5**). However, they do need to be kept in mind in considering the calls on resources.
- 3.1.9 The capital programme for the Housing HRA is managed by the Tenant Management Organisation (TMO). HRA borrowing has been limited to the level for which Government subsidy is expected.

3.2 PROGRAMME STAGES

- 3.2.1 The progress of a capital scheme is divided into six stages, based on the Royal Institute of British Architects (RIBA) schema that records the lifecycle of a property project from initial feasibility to post implementation review. The Council amalgamates these as shown in **Table 1**:

Table 1: RIBA Schema and Council Stages

RIBA Schema	Stage Description	RBKC Stage
A	Pipeline (Appraisal/Concept)	1
B/C	(Strategic brief/outline cost)	2
D/E	Planning	3
F/G/H	Readying (up to tender acceptance)	4
J/K	Go (Requires a key decision to agree project and release budget)	5
L	Completed	6

- 3.2.2 A scheme is formally included in the Programme and funded when it reaches stage 3. Schemes at stages 1 and 2 tend to be larger schemes and are described as 'pipeline'. As they are still under development, they are not included in the Programme until more information is available and a decision has been taken to proceed. Smaller schemes are usually included in the relevant rolling programme. Further details of the progression of schemes through the programme are provided in **Appendix 1**.

3.3 THE CAPITAL PROGRAMME

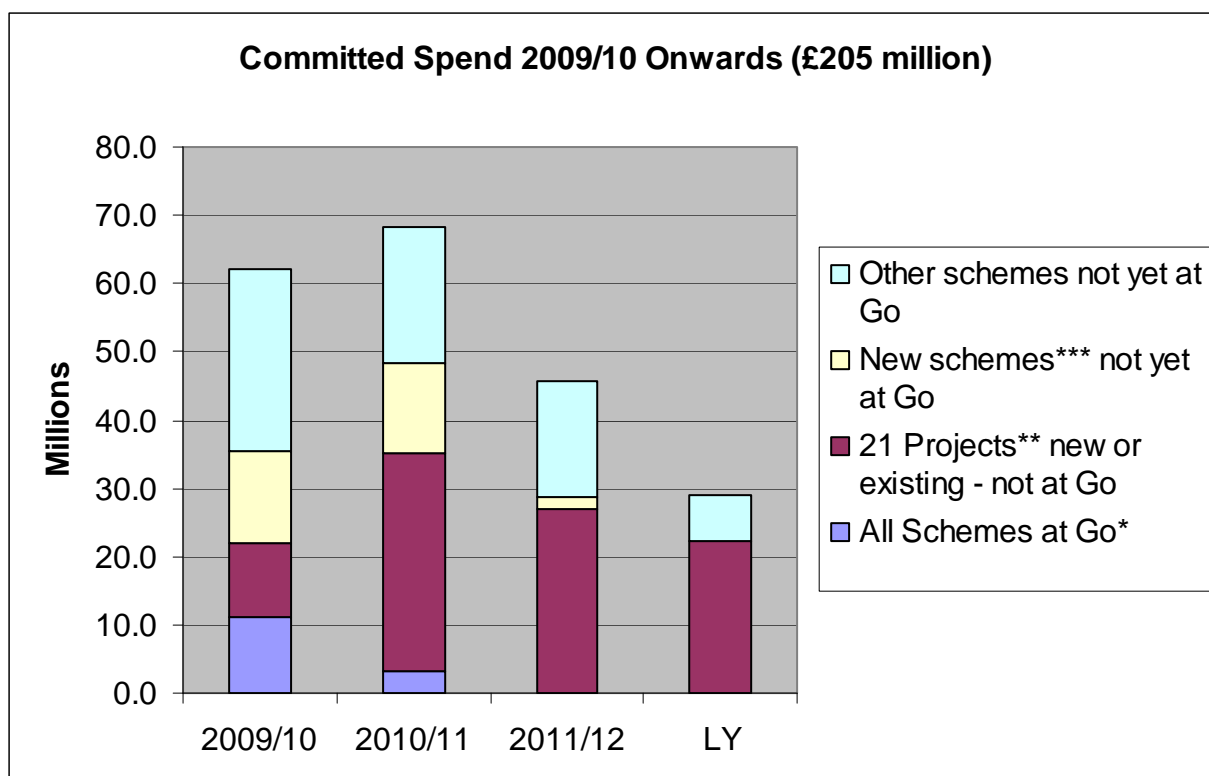
3.3.1 The draft Capital Programme is summarised below by start year in **Table 2** and by committed spend in **Chart 4**. A breakdown by Business Group is provided in **Appendix 2**, by start year in **Appendix 3** and by service area in **Appendix 4**. **Appendix 8** deals with accessibility projects and **Appendix 9** details the full draft programme.

3.3.2 Officers have reviewed the phasing of current schemes and the revised programme reflects anticipated slippage from 2008/09. In some cases, schemes appear in separate phases, especially where there is a commitment to initial stages, but later stages have yet to be agreed.

Table 2: Capital Programme by Start Year

Start Year	2009/10 £'000	2010/11 £'000	2011/12 £'000	Later Years £'000	Total Cost £'000
2008/09 or earlier	26,563	37,643	29,213	23,316	116,735
2009/10	35,419	12,427	1,011	0	48,857
2010/11	0	18,182	2,585	5,700	26,467
2011/12	0	0	12,917	206	13,123
Total	61,982	68,252	45,726	29,222	205,182

Chart 4: Committed Spend



* **Go** refers to schemes that have received approval to proceed to contract

**** 21 Projects** refers to The Royal Borough brochure "Renewing the Legacy: 21 Projects for the 21st Century" which outlines a series of Council and partner-led projects that will help keep Kensington and Chelsea one of the world's best places to live.

***** New schemes** are those schemes that are new to the Capital Programme that have not already received member approval to proceed

- 3.3.3 The proposed £205 million Programme comprises bids for General Fund schemes, rolling programmes and bids for the Housing Revenue Account as shown below in **Table 3**.

Table 3: Capital Programme by Scheme Type

Type of Bid	2009/10	2010/11	2011/12	Later Years	Total	
	£'000	£'000	£'000	£'000	£'000	%
Schemes over £1 million	39,387	51,932	32,479	29,016	152,814	75%
Schemes up to £1 million	1808	813	145	0	2,766	1%
Rolling Programmes	9,500	7,670	6,786	206	24,162	12%
Housing Revenue Account	11,287	7,837	6,316	0	25,440	12%
TOTAL	61,982	68,252	45,726	29,222	205,182	100%

- 3.3.4 **Table 4** details the main individual schemes, separated into those schemes costing over £1 million and those costing less than £1 million. Paragraph 3.3.9 provides narrative on the more important schemes. **Table 5** summarises and **Appendix 6** lists the rolling programmes. Rolling programmes are annual cash-limited allocations to allow Business Groups to progress small schemes that address their own priorities. They can be recurring enhancements and structural maintenance, or more significant schemes to improve services and access to services. HRA schemes are explained in **section 4** of this report.

- 3.3.5 Members are asked to agree to the inclusion in the Programme of each of the main schemes, with particular emphasis on new or more expensive schemes. Cabinet is invited to identify those that it wishes to discuss collectively before individual Cabinet Members commit to a Key Decision. It is suggested that those schemes shaded in **Table 4** should be brought back to Cabinet, due either to their cost or their impact on the Royal Borough.

- 3.3.6 **Table 4** also summarises changes to the cost and call on Council funding of schemes included in the 2008/09 Programme. Schemes starting in 2011/12 are normally new to the programme. The table also shows the status of the budget estimates for each scheme.

Table 4: Main Individual Schemes, Costing at Least £1 million

Main Spending Start Year	Business Group/ Scheme	Latest Estimate	Previous Estimate	Change in Call on Council Funding	Total Call on Council Funding	Status of Budget Stage
		£'000	£'000	£'000	£'000	
	<u>Family and Children's Services</u>					
2007/08	Central Library Refurbishment - Design	1,645	1,307	338	1,645	Planning
2005/06	Chelsea Academy - Development **	9,593	9,230	363	9,593	Go
2005/06	Chelsea Academy - Sponsorship Costs **	4,700	2,000	2,700	4,700	Go
2007/08	Children's Centre Capital	1,520	1,286	0	0	Go
2005/06	Holland Park School - Design	8,335	4,410	-113	4,297	Readying
2008/09	Holland Park School - Redevelopment	64,273	68,198	-67,598	0	Readying
2007/08	Premises Improvement Programme - St Quintin **	2,233	2,233	0	1,793	Go
2009/10	NEW Primary Capital Programme **	8,453		75	75	Planning
2008/09	NEW Play Pathfinder	1,943		0	0	Readying
2008/09	NEW Private, Voluntary and Independent Grants	2,415		0	0	Readying
	<u>Housing, Health and Adult Social Care</u>					
2004/05	Ellesmere Main Scheme	10,557	9,687	21	844	Go
2005/06	Elm Park Gardens	4,122	3,965	0	0	Go
2009/10	NEW Affordable Housing - S106	4,100		0	0	Readying
2009/10	NEW Piper House Refurbishment	1,510		701	701	Planning
	<u>Transport, Environment and Leisure Services</u>					
2003/04	Exhibition Road - Design, PR and Research	2,543	2,239	304	1,288	Go
2007/08	Exhibition Road - Stage 1	7,273	5,015	2,172	4,963	Go
2008/09	Exhibition Road - Stage 2 Kensington	13,930	11,859	900	6,915	Readying
2006/07	Hans Crescent	1,300	1,245	-65	600	Go
2008/09	Hans Road / Basil Street Junction	1,050	700	65	400	Planning
2008/09	Leighton House Museum Phase 2	1,624	1,624	0	1,624	Go
2007/08	St Lukes Gardens	2,341	2,341	0	2,341	Go
2009/10	NEW Albert Bridge Major Structural Repairs	7,410		1,420	1,420	Readying
2010/11	NEW Brompton Cemetery Infrastructure **	8,770		8,770	8,770	Planning
2010/11	NEW Ladbroke Grove Environmental Improvements	1,900		1,900	1,900	Planning
	<u>Corporate Services</u>					
2007/08	Kensington Town Hall - Mechanical and Electrical	12,430	12,430	0	12,430	Readying
2005/06	Kensington Town Hall - Reception Refurbishment	3,233	3,353	-120	3,233	Go
2008/09	Office Accomodation (SPACE)	4,210	446	3,764	4,210	Readying
	TOTAL	193,413	143,568	-44,403	73,742	

** Already approved by Cabinet

Note: Table 3 includes costs from 2009/10 onwards. The figures above show the total scheme cost including earlier years.

Table 4 (continued): Main Individual Schemes, Costing Less Than £1 million

Main Spending Start Year	Business Group/ Scheme	Latest Estimate	Previous Estimate	Change in Call on Council Funding	Total Call on Council Funding	Status of Budget Stage
		£'000	£'000	£'000	£'000	
<u>Family and Children's Services</u>						
2006/07	Pupil Database	319	346	-27	319	Go
2007/08	Integrated Children's System	493	746	-56	493	Planning
2009/10	Libraries - General (RFID)	787	800	-13	787	Planning
2007/08	Redevelopment of Oxford Gardens Basement	938	738	200	938	Readying
2007/08	West Chelsea Development - Flashpoint	326	335	191	326	Go
2006/07	West Chelsea Development - Westfield Park	250	250	0	250	Go
2008/09	NEW Extended Schools Capital	446		0	0	Go
2008/09	NEW Harnessing Technology	679		0	0	Go
2008/09	NEW Little Scrubs Adventure Playground	300		0	0	Go
2009/10	NEW Special Needs Transport Vehicles	350		350	350	Readying
<u>Housing, Health and Adult Social Care</u>						
2003/04	Acolaid IT System	257	257	0	257	Go
2006/07	Assessment System for Community Care	794	794	0	794	Readying
2007/08	Cambridge Gardens	848	848	0	0	Go
2007/08	Grove Resource Centre Refurbishment	264	215	49	264	Go
2007/08	Redcliffe Gardens	376	376	0	0	Go
2009/10	Westway Travellers Site and Stable Way	600	600	0	150	Planning
<u>Transport, Environment and Leisure Services</u>						
2008/09	Albert Bridge Strengthening Design Fees	302	300	0	0	Go
2008/09	Holland Park North Wall	330	330	0	330	Go
2009/10	Old Brompton Road	325	315	10	325	Planning
2008/09	Pembroke Road Northside Garages	275	275	0	275	Planning
2006/07	Rebuilding Denyer Street Depot	271	226	25	231	Go
2008/09	NEW Art Acquisition of Leighton's Clytie Painting **	420		18	18	Go
2009/10	NEW CCTV Fixed Camera Replacement	400		400	400	Planning
2009/10	NEW Imperial Wharf Station **	650		650	650	Go
2009/10	NEW Little Wormwood Scrubs Development - Phase 1	600		600	600	Planning
2009/10	NEW Portobello Rd Electricity Supply to Market Traders	400		400	400	Planning
2009/10	NEW Talbot Road Public Convenience Refurbishment	350		250	250	Planning
<u>Corporate Services</u>						
2005/06	Alternate Server Farm	610	649	-39	610	Go
2007/08	Customer Relationship Management Software	464	464	0	464	Go
2006/07	Internet Content Management System	336	250	86	336	Go
2007/08	IT Infrastructure Development	294	240	54	294	Go
2007/08	Office Accomodation (Council Offices)	956	750	206	956	Go
2005/06	Server and Disk Consolidation (SAN)	481	481	0	481	Go
2009/10	NEW Belvedere Restaurant Structural Repairs	275		175	175	Planning
2008/09	NEW Financial Systems Enhancement and Upgrade	500		500	500	Planning
2009/10	NEW Information Storage Management	250		250	250	Planning
2008/09	NEW SAN and Virtual Server Environment Expansion	303		303	303	Go
TOTAL		16,819	10,585	4,582	12,776	

* * Already approved by Cabinet

Note: Table 3 includes costs from 2009/10 onwards. The figures above show the total scheme cost including earlier years.

Rolling Programmes

- 3.3.7 The Business Groups' rolling programmes are subject to annual cash limits. Where schemes within the rolling programme cost more than anticipated, the additional cost will be deducted from future cash limits. Conversely, lower costs enable other projects to be advanced. **Appendix 6** sets out all rolling programmes and a summary of each Business Group's rolling programme is set out in **Table 5** below.

Table 5

Rolling Programmes	2008/09 £'000	2009/10 £'000	2010/11 £'000	2011/12 £'000
Family and Children's Services	2,367	3,331	2,560	1,685
Housing, Health and Adult Social Care	1,880	1,565	1,565	1,565
Planning and Borough Development	25	25	50	50
Transport, Environment and Leisure	2,516	4,204	3,070	3,036
Corporate Services	525	375	425	450
	7,313	9,500	7,670	6,786

- 3.3.8 Programmes that rely on external finance e.g. TfL funding, will be scaled to the actual grant received when these are notified at a later date.
- 3.3.9 In reviewing the existing programme and looking ahead to the 2010/11 Programme, there are a number of projects that deserve special mention due to their size, complexity or financing issues:

Family and Children's Services

- a) Additional funds have been allocated towards both the development and sponsorship costs of the **Chelsea Academy**. Cabinet has approved additional funds (£2,700,000) over and above the original cash limit, to pay for an increase to the Council's sponsorship contribution towards the capital cost of the Academy. Additional funds to support the cost of providing temporary accommodation for the 2009/10 academic year (£363,000) are also required. In total, this is an increase of £3,063,000 on the 2008/09 Programme.
- b) An increase in the **Central Library** design costs has meant the project requires an additional £338,000. These costs can be attributed to the development of options for the building entrance and resulting implications for the internal layout, as well as a comprehensive public exhibition and programme of public consultation.
- c) A decision has been taken to revisit the strategic brief for the refurbishment of the **Central Library**. Accordingly, the programme

status and associated capital costs totalling £16.7 million have been moved to the list of pipeline schemes as a stage 2 scheme. A decision will be taken on whether to proceed with current design, which is at RIBA stage E, once the outcome of the review of the strategic brief is known, likely to be in the spring. In the meantime, a range of service improvements are being progressed, particularly through the use of information technology.

- d) The estimated cost of the redevelopment of **Holland Park School** remains the same, although the costs have been re-phased and the costs for design and capital works separated out. Reductions in the overall cost due to falling input prices and the recession are currently being examined by the project's quantity surveyor. The change in the call on Council funding reflects the reporting of the capital receipt from the sale of the southern site, which will cover the capital costs of construction.
- e) The costs of completing the construction of the **Clare Gardens** and **St. Cuthbert's Family Centres** have risen by £234,000. Both projects will be completed very early in 2009.
- f) The **Primary Capital Programme** is a national project aimed at transforming education through rebuilding, remodelling or refurbishing approximately 50 per cent of primary schools in England over a 14-year period. The Council has been allocated grant funding of £3 million for 2009/10 and £5.3 million for 2010/11. Subsequent grant funding is expected to be £500m per year nationally, subject to Government spending reviews. Therefore, the Council will not know its precise allocations for 2011/12 onwards until the outcome of the spending reviews are known.
- g) The **Play Pathfinder Programme** will see improvements to 12 playground areas in 2008/9, 16 playground areas in 2009-10 and a new supervised adventure playground by March 2010. A total of £2,153,000 external funding has been secured, which includes £210,000 allocated towards the Play Pathfinder Little Wormwood Scrubs project.
- h) The **Private, Voluntary and Independent Grant for Early Years** is a three-year allocation totalling £2,415,000 to improve the quality of learning environments in early years education and childcare, to ensure provision is made for all children and to enable the private, voluntary and independent sectors to deliver the extension to the Government's offer of free childcare for 3 and 4 year olds. The funding begins in 2008/9 with £805,000 allocated in each of the three years.
- i) There are over £77 million of projects currently at the appraisal/concept stage (stage 1) or pipeline strategic brief (stage 2), as set out in **Appendix 5**. This includes £40 million for the

Building Schools for the Future programme and £17 million for the refurbishment of the Central Library. A new school for the north of the Royal Borough is included in the table, but as yet, no cost estimates are available. It is likely that a further £17 million in funding from the Building Schools for the Future will be available to help contribute towards the cost of a new school.

Housing, Health and Adult Social Care

- j) Slippage on **Elm Park Gardens Basements** has occurred due to delays in the phase one fit out works. The start of the phase two fit out contract has been deferred because the process around the sale of the market housing to adjoining leaseholders has only recently commenced.
- k) **Older People's Accommodation/Affordable housing – S106** was previously included as a pipeline scheme, however, the S106 funding will all be committed in 2009/10.
- l) **Piper House Refurbishment:** following a review, it is planned to undertake internal works to refurbish and modernise Piper House, a home for people with learning disabilities. This is considered a priority for Adult Social Care. A bid for funding has been made to the Primary Care Trust.

Transport, Environment and Leisure Services

- m) **Exhibition Road Stage 1** has been approved and work has commenced. Stage 2, the Kensington paving works, is at tender stage and assumes a 50 per cent external contribution: an offer from Transport for London (TfL) is being examined.
- n) **Albert Bridge Major Structural Repairs:** structural problems have been identified and reported to Cabinet. TfL has been funding the fees to identify the works required and said it will fund the required structural repairs, costing approximately £6 million, with the Council meeting the cost of the repainting and relighting the Bridge at a cost of £1.42 million.
- o) **Brompton Cemetery Infrastructure:** the Council is negotiating to take over the management of this site from the Royal Parks. The cost of bringing the area up to a high standard has been identified as £8.8 million, phased over 10 years.
- p) The Council has taken over the management of **Little Wormwood Scrubs** from the London Borough of Hammersmith and Fulham. Phase 1 is included as a new scheme to enable some impact to be made on improving the park at a cost of £600,000. Phase 2 is included as a pipeline bid of £1.4 million while proposals are worked up.

- q) **Ladbroke Grove Environmental Improvements:** this is a repaving and streetscape scheme and has been in the pipeline for some time. It is expected that the scheme should commence in 2010/11.
- r) The Cabinet has agreed a contribution from the Council of £650,000 towards a new station on the West London Line at **Imperial Wharf**.

Corporate Services

- s) The **Office Accommodation** project has been split into three, the work completed to date, Council Offices and the new work planned under the SPACE programme. The Council Offices project will be completed in 2008/09. The SPACE programme is being shown at the funding level agreed in 2007/08.
- t) The budget for the seven-year **mechanical and electrical modernisation programme** for Kensington Town Hall has been held at the same level as 2007/08. This project underpins the SPACE programme. The business case for the SPACE programme together with this scheme was reported elsewhere on the Cabinet agenda. It will consider the viability and payback of the schemes.
- u) The **Canalside House** redevelopment has now been moved out of the programme, but remains in the pipeline. This has been necessary as the future of the building is affected by the major development opportunity presented by the Kensal Gasworks site.
- v) There is a need for structural repairs to the bell tower of the **Belvedere Restaurant** at a cost of £275,000. However, it is envisaged that around £100,000 of this will be recovered through the management fee paid by the tenants.
- w) **Enhancing and upgrading financial systems** has become a priority to take advantage of new IT solutions now available. This will enable significant long term savings to be made through a much simplified user interface and a reduction in the support network.
- x) **SAN (Storage Area Network) and Virtual Server Environment Expansion** has been added due to the necessity to accommodate the Council's fast growing data storage requirements.

3.4 HOUSING REVENUE ACCOUNT (HRA)

- 3.4.1 The HRA is subject to considerable financial pressure and the Government has announced that the Council will not receive a supported borrowing allowance from 2009/10, which is used to maintain and enhance the Council's housing stock. This is a £5.1 million reduction in capital resources. Therefore, the Council's HRA capital programme will be mainly dependent on the Major Repairs Allowance (MRA) to fund repairs and enhancements to its housing unless the Stock Options Review identifies other means to do so.
- 3.4.2 Due to this reduction in capital resources, the HRA capital programme is being limited to those projects that are either under contract, required to ensure compliance with the Decent Homes standard, or necessary for health and safety reasons.

3.5 SUMMARY OF BIDS AND FINANCING THE PROGRAMME

3.5.1 The total capital spending and funding sources for all Business Groups from 2008/09 onwards are summarised in **Table 6** below.

Table 6
Summary of Business Group Bids and Funding Sources

Service	2009/10 £'000	2010/11 £'000	2011/12 £'000	Later Years £'000	Total £'000
Family and Children's Services					
External Resources	12,368	30,633	21,219	16,490	80,710
Council Funding	7,233	4,667	1,729	0	13,629
TOTAL	19,601	35,300	22,948	16,490	94,339
Housing and Health					
External Resources	17,372	6,956	6,506	0	30,834
Council Funding	1,318	2,271	1,125	135	4,849
TOTAL	18,690	9,227	7,631	135	35,683
Adult Social Care					
External Resources	811	428	0	0	1,239
Council Funding	943	644	291	0	1,878
TOTAL	1,754	1,072	291	0	3,117
Housing, Health and Adult Social Care					
External Resources	18,183	7,384	6,506	0	32,073
Council Funding	2,261	2,915	1,416	135	6,727
TOTAL	20,444	10,299	7,922	135	38,800
Planning and Borough Development					
External Resources	70	75	75	0	220
Council Funding	85	115	100	0	300
TOTAL	155	190	175	0	520
Transport, Environment and Leisure Services					
External Resources	5,523	7,100	3,010	330	15,963
Council Funding	12,885	11,035	6,691	6,001	36,612
TOTAL	18,408	18,135	9,701	6,331	52,575
Corporate Services					
External Resources	100	0	0	0	100
Council Funding	3,274	4,328	4,980	6,266	18,848
TOTAL	3,374	4,328	4,980	6,266	18,948
All Business Groups					
External Resources	36,244	45,192	30,810	16,820	129,066
Council Funding	25,738	23,060	14,916	12,402	76,116
TOTAL	61,982	68,252	45,726	29,222	205,182

External Resources

3.5.2 Capital funding from external resources comprises earmarked capital receipts directly tied to individual schemes or purposes, totalling £7 million in 2009/10, together with government grants and contributions received from third parties of £29 million in 2009/10.

3.5.3 Capital receipts can be used to fund new investment, unless they are required to be paid to the Government under 'pooling'

arrangements for housing receipts. Since 1 April 2004, the amount of non-dwelling HRA receipts paid to the Government may be reduced where they can be offset against expenditure incurred on regeneration and affordable housing. Determining to do this in the event of any such capital receipts being received will ensure that the full benefit is received by the Council.

- 3.5.4 Capital grants and contributions are summarised in **Appendix 7, Table 9** together with the Council's policies relating to revisions and the treatment of the Dedicated Schools Grant (DSG).

Council Funding

- 3.5.5 Some £65 million of additional Council funding would be required for pipeline schemes not yet included in the programme as shown in **Appendix 5**, albeit the amounts are very speculative. Much of this will fall after 2011/12. To allow for these options, the Council has previously stipulated, as a corporate guideline, retaining a minimum balance of £15 million in the Capital Expenditure Reserve and £20 million in the Car Parking Reserve should be retained for the end of 2010/11. As recommended in the Revenue Budget Report elsewhere on this agenda, it is proposed that the minimum balances by the end of 2011/12 should be £15 million for both reserves, but if the figure falls below £20 million for either reserve, this is a trigger for review.
- 3.5.6 The Council's projected use of the Car Parking Reserve is £19.2 million over the three years of the Programme, with a balance of £19.3 million remaining in the reserve at the end of 2011/12 as set out in **Appendix 7, Table 10**.
- 3.5.7 The Capital Expenditure Reserve is used to fund the Council's long term capital investment and therefore key to delivering the Capital Programme. **Appendix 7, Table 11** shows a four-year projection that anticipates significant expenditure from the reserve compared with the 2008/09 Capital Programme. However, the change in the assumed funding for the rebuilding of Holland Park School has reduced the call on the Capital Expenditure Reserve.
- 3.5.8 Further significant investment without increased use of borrowing will depend upon the Council's ability to maintain the level of the reserve. In accordance with Council policy, a minimum level of £15 million will be maintained within this reserve. The Programme assumes that annual revenue contributions continue to be made at the current level of £5.5 million per annum and that £33.1 million will be used to fund capital expenditure and revenue costs associated with capital expenditure. The projected balance in the reserve is £38.7 million at the end of 2011/12.

- 3.5.9 The Council's funding of expenditure associated with a capital scheme that does not enhance the value of an asset or is not an asset in its own right is set out in **Appendix 7, Table 12** summarises such expenditure for 2009/10 to 2011/12.
- 3.5.10 The underlying need to borrow for capital purposes, after all other sources of capital financing available are taken into account is the 'Capital Financing Requirement'. The Council's policy is that its capital financing requirement may increase in line with Government supported borrowing, but that borrowing in excess of this level will be considered to:
- deliver the Council's flagship schemes and other major projects that will deliver long term benefit to the Royal Borough;
 - fund spend-to-save or self-financing projects; and
 - meet temporary cash requirements pending a capital receipt.
- 3.5.11 **Appendix 7, Table 13** summarises the amount of Government supported borrowing. Due to the use of external funding and the internal resources available, the Council has no additional Capital Financing Requirement in respect of the General Fund and Housing Revenue Account from 2009/10 onwards, as shown in **Appendix 7, Table 14**.

3.6 REVENUE PROVISION FOR DEBT REPAYMENT

- 3.6.1 The Local Authorities (Capital Financing and Accounting) (England) (Amendment) Regulations 2008, as amended, require that 'a local authority shall calculate for the current financial year an amount of Minimum Revenue Provision (MRP) which it considers to be prudent'.
- 3.6.2 The Council's proposed MRP for the General Fund is set out in **Appendix 7, Table 15**. It summarises the calculation of the total budgeted revenue provision for debt repayment for 2009/10. This amounts to £2 million, of which £0.4 million is a voluntary provision for debt repayment.
- 3.6.3 In accordance with previous decisions it is not proposed to make any provision for debt repayment for the HRA as this would further reduce the already limited available capital resources.

3.7 AFFORDABILITY AND REVENUE COST

General Fund

- 3.7.1 The funding of the Capital Programme has changed significantly as the rebuilding of Holland Park School should be funded via staged capital receipts from the sale of land. There is no planned

funding from borrowing over the next three financial years (2009/10-2011/12) as there are sufficient funds available in the Capital Expenditure Reserve to balance the corporate funding requirement over this period.

- 3.7.2 The revenue effect of the Programme on the General Fund is limited to the loss of interest income as internal reserves are applied to fund expenditure. Borrowing, rather than using reserves, incurs external interest costs and a further statutory minimum four per cent provision for debt repayment in the following financial year. It is therefore beneficial to use reserves, where available, rather than borrowing.
- 3.7.3 The effect of the 2009/10 Capital Programme on the Band D Council Tax in both 2009/10 and 2010/11 has been reduced, compared with the projections in the 2008/09 Capital Programme as shown in **Table 7**.

Table 7
Affordability for the General Fund

Summary	2008/09 £'000	2009/10 £'000	2010/11 £'000	2011/12 £'000
Interest on historic external borrowing	2,624	2,305	2,174	2,647
Premia	56	56	56	56
Statutory Minimum Revenue Provision (MRP) @4%	1,884	1,558	1,485	1,385
Voluntary MRP - accelerated for short life assets	727	0	0	0
Interest on new borrowing (cumulative)	0	0	0	0
Interest loss on use of reserves (cumulative)	788	1,479	2,210	2,768
Total Financing Cost	6,079	5,398	5,925	6,856
Increase in net cost over previous year		-681	527	931
Year on Year Band D equivalent increase (£)		-7	5	9
2005/06-2007/08 Capital Programme				
Previously Projected Band D equivalent incr (£)		7	33	
Variation in Band D cost i.e. draft budget compared to previous years estimated increase (£)		-14	-28	9
Ratio of financing cost to revenue budget	3.4%	3.0%	3.2%	3.7%
NB Previous Programme - Ratio of financing cost	4.1%	5.0%	5.5%	N/A

- 3.7.4 In approving the previous Capital Programme, Cabinet indicated that when the ratio of financing cost to budget requirement exceeded 6.7 per cent, this should 'trigger' an even more careful consideration of the affordability of the Programme. **Table 7** shows that the budget is within this threshold.

Housing Revenue Account (HRA)

- 3.7.5 There is no revenue impact on rent levels as a result of the HRA capital programme, due to the rent increase restrictions in place and that historical expenditure is fully subsidised.
- 3.7.6 The revenue impact on the HRA depends on subsidy levels and there is little or no scope for unsubsidised capital expenditure within the programme due the statutory constraints on rent increases. The Council has been notified that there is no new

subsidised capital expenditure allocation for 2009/10. This is not a sustainable position over the long term and the Stock Options Review is considering a number of alternatives. The Department for Communities and Local Government is currently reviewing the way that the HRA is financed and subsidised, which may affect the position in the future.

- 3.7.7 The Annual Treasury Strategy for 2009/10, which is elsewhere on this agenda, describes how finance for the capital programme will be raised and sets the related Treasury Management Prudential Indicators.

3.8 LEGAL AND PERSONNEL ISSUES

- 3.8.1 The Council must satisfy itself that it meets the requirements of the Prudential Code for affordability e.g. implications for the Council Tax, prudence and sustainability e.g. long-term implications for external borrowing.
- 3.8.2 The Capital Programme includes a number of schemes to upgrade and improve the property portfolio of the Business Groups. This will improve the built environment for both service users and staff.

3.9 DIVERSITY IMPLICATIONS

- 3.9.1 The Council's buildings across the Royal Borough provide opportunities to users with a wide range of backgrounds and abilities. The Council's Equality Scheme Action Plan commits the Council to improving the accessibility of its buildings. The Capital Programme therefore includes a number of schemes designed to achieve these improvements. The implications of individual projects are either included in the Capital Budget Reports submitted to Overview and Scrutiny Committees or will be included in more detail in the relevant Key Decision Reports.
- 3.9.2 The Council has made a commitment that all its buildings with public areas will have costed accessibility audits and planned follow up actions by March 2009. The list of buildings with poor access in January 2009 is given in **Appendix 8**. Improvement proposals are listed together with the likely change in grading.

3.10 ENVIRONMENT SUSTAINABILITY

- 3.10.1 The Council's 'Environment Strategy - For a More Sustainable Future - 2006 – 2011' sets out how the Council will demonstrate leadership in developing sustainable solutions to local, regional and global environmental problems. This includes how the

Council can influence good practice from its suppliers and contractors through procurement policies and the application of whole life costing.

- 3.10.2 All capital bids are required to describe how the objectives of the Environment Strategy will be met and how the scheme explicitly takes account of its own impact on the environment, both within and outside the Royal Borough.

3.11 RECOMMENDATIONS

The Cabinet recommends Council to:

- (a) Approve the Capital Programme, including the associated expenditure and funding, subject to confirmation of any external resources where relevant, as summarised in **Appendices 2, 3, 4** and set out in detail in **Appendix 9** of the Capital Programme book, including:
- revisions to the 2008/09 capital budget;
 - inclusion of schemes starting in 2009/10 totalling £62.0 million, subject to further specific approval being required for schemes not yet approved, as highlighted in **Table 4** or as otherwise decided by Members; and
 - inclusion of schemes starting in 2010/11 and 2011/12 for planning purposes only.
- (b) Note that where external funding is not yet certain, any scheme approved will be subject to review in the event that the confirmed external funding is not forthcoming to the extent assumed in the budget.
- (c) Note the pipeline schemes not yet included in the programme, as set out in **paragraph 3.1.8** and **Appendix 5**, and to agree any that should not be progressed for now and identify any that are of the highest priority that should be progressed quickly.
- (d) As explained in **paragraph 3.5.3**, determine that capital receipts in respect of non-dwelling HRA sales be treated as reduced in accordance with the Local Authorities (Capital Finance and Accounting)(England) Regulations 2003 up to the value of the available capital allowance.
- (e) Note the grading applied to the accessibility to buildings, as set out in **Appendix 8**.
- (f) As recommended in the Revenue Budget report elsewhere on this agenda, note the proposal to retain a minimum balance of £15 million in the Capital Expenditure Reserve and £15 million in the Car Parking Reserve at the end of 2011/12 and that if the figure

falls below £20 million for either reserve, this is a trigger for review, as set out in **paragraph 3.5.5** and detailed in **Appendix 7, Table 10** and **Table 11**.

- (g) Agree that revenue costs associated with capital schemes can be funded from revenue contributions to the Capital Expenditure Reserve and Car Parking Reserve as set out in **Appendix 7, Table 10** and **Table 11**.
- (h) Agree the calculation of the General Fund Minimum Revenue Provision for debt repayment in 2009/10 and to make no provision in respect of the HRA in 2009/120 as set out in **paragraph 3.6.2** and **paragraph 3.6.3**.
- (i) Agree the Capital Financing Requirement as a result of the proposed Capital Programme, in accordance with the requirements of the Prudential Code, as set out in **paragraph 3.5.11** and **Appendix 7, Table 16** and **Table 17**.
- (j) Agree the affordability and sustainability of the revenue impact of the programme on the Council Tax and the Housing Revenue Account, in accordance with the requirements of the Prudential Code, as set out in **paragraph 3.7.4** and **Appendix 7, Table 18** and **Table 19**.

FOR DECISION

Background Papers:

Capital Strategy 2009-12
Corporate Asset Management Plan 2008
21 Projects for the 21st Century
Capital Programme 2008/09 – 2010/11
Scheme bid submissions

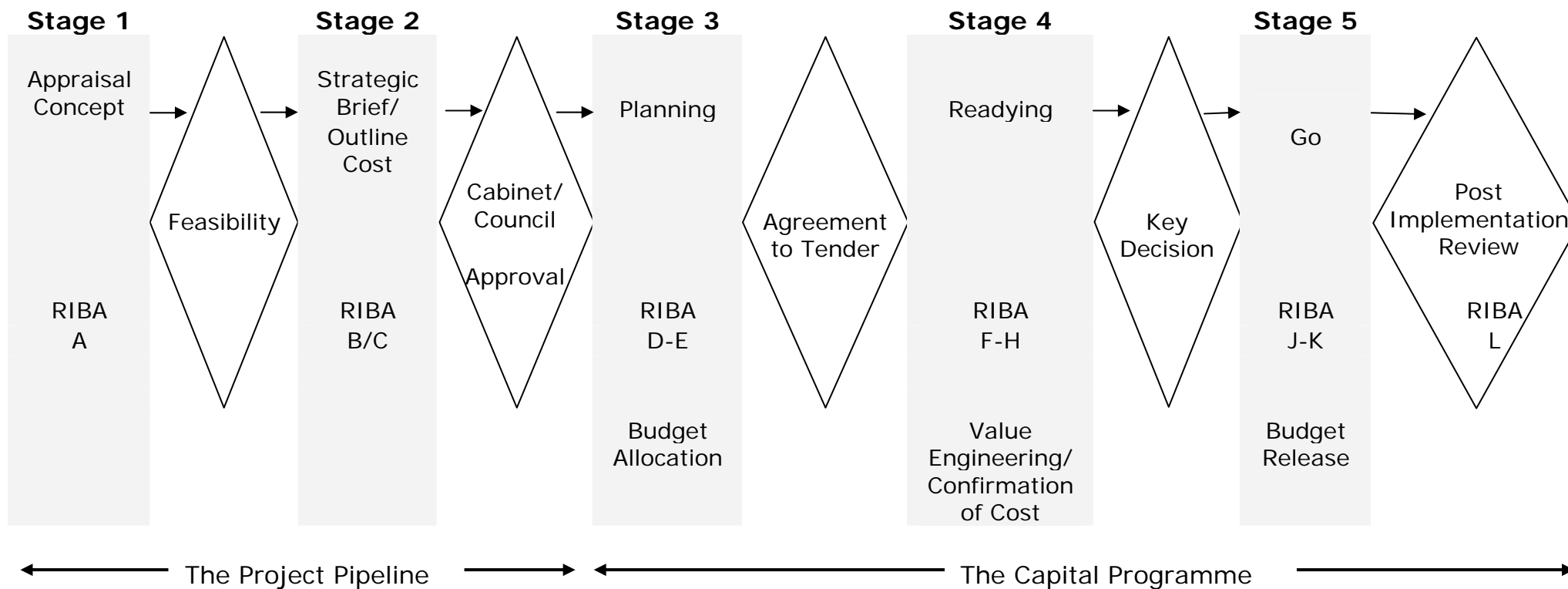
Contact Officer:

Paul Kidd, Head of Financial Services
020 7361 2316 fis,dept@rbkc.gov.uk

INDEX TO APPENDICES

1	Capital Schemes Progression	Page 3
2	Business Group Summary	Page 7
3	Capital Programme by Start Year	Page 9
4	Capital Programme by Service Area	Page 11
5	Pipeline Schemes	Page 13
6	Rolling Programmes	Page 17
7	Capital Programme Funding and Affordability	Page 19
8	Accessibility of the Council's Operational Premises	Page 29
9	Business Group Capital Programme 2009/10 – 2011/12	Page 33
	▪ Notes	Page 34
	▪ The Royal Borough Aims, Community Strategy Goals and Capital Strategy Objectives	Page 35
	▪ Family and Children's Services	
	▪ Housing, Health and Adult Social Care	
	▪ Planning and Borough Development	
	▪ Transport, Environment and Leisure Services	
	▪ Corporate Services	

CAPITAL SCHEMES PROGRESSION



RIBA PLAN OF WORK DETAILS

A Appraisal

- 1 Carry out studies to determine the feasibility of the Client's requirement
- 2A Review with client alternative design and construction approaches and the cost implications or
- 2B Provide information for report on cost implications

B Strategic Brief

- 1 Receive strategic brief prepared by the client

C Outline Proposals

- 1 Commence development of Strategic Brief into Project Brief
- 2 Prepare Outline Proposal
- 3A Provide an approximation of construction costs or
- 3B Provide information for cost planning
- 4 Obtain Client approval to Outline Proposals and approximate construction cost
- 5 Co-operate with Planning Supervisor where applicable

D Detailed Proposals

- 1 Complete developments of Project Brief
- 2 Develop the Detailed Proposal from approved Outline Proposals
- 3A Prepare a cost estimate or
- 3B Provide information for preparation of cost estimate
- 4 Consult statutory authorities
- 5 Obtain Client approval to the Detailed Proposal showing spatial arrangements, material and appearance, and a cost estimate
- 6 Prepare and submit application for full planning permission

E Final Proposals

- 1 Design Final Proposals from approved Detailed Proposals
- 2A Revise cost estimate
- 2B Provide information for revision of cost estimate
- 3 Consult statutory authorities on developed design proposals
- 4 Obtain Client approval to type of construction, quality of materials, standard of workmanship and revised cost estimate
- 5 Advise on consequences of any subsequent changes on cost and programme

F Production Information

- 1 Prepare production information for tender purposes
- 2A Prepare schedules of rates and/or quantities and/or schedules of works for tendering purposes and revise cost estimate, or
- 2B Provide information for preparation of tender pricing documents and revision of cost estimate
- 3A Prepare and make submissions under building acts and/or regulations for other statutory requirements or
- 3B Prepare and give building notice under building acts and/or regulations (not applicable in Scotland)
- 4 Prepare further production information for construction purposes

G Tender documents

- 1 Prepare and collate tender documents in sufficient detail to enable a tender or tenders to be obtained
- 2 Where applicable pass final information to Planning Supervisor for pre-tender Health and Safety Plan
- 3A Prepare pre-tender costs or
- 3B Provide information for preparation of pre-tender cost estimate

H Tender Action

- 1 Contribute to appraisal and report on tenders negotiations
- 2 *If instructed revise production information to meet adjustments in the tender sum*

J Mobilisation

- 1 Provide production information as requested for the building contract and for construction

K Construction to Practical Completion

- 1 Make visits to the works in connection with the Architect's design
- 2 Provide further information reasonable required for construction
- 3 Review design information from contractors or specialists
- 4 Provide drawings showing the building and main lines of drainage and other information for the Health and Safety File
- 5 Give general advice on operation and maintenance of the building

L After Practical Completion

- 1 Identify defects and make final inspections
- 2A Settle Final Account or
- 2B Provide information required by others for settling final account

BUSINESS GROUP SUMMARY

Business Group	2008/09 £'000	2009/10 £'000	2010/11 £'000	2011/12 £'000	Later Years £'000	Total £'000
Family and Children's Services	14,097	19,601	35,300	22,948	16,490	108,436
Housing, Health and Adult Social Care						
Housing and Health - HRA	13,396	12,882	8,162	6,566	100	41,106
Housing and Health - General Fund	3,718	7,562	2,137	1,356	35	14,808
Total HHASC	17,114	20,444	10,299	7,922	135	55,914
Planning and Borough Development	98	155	190	175	0	618
Transport, Environment and Leisure	9,985	18,408	18,135	9,701	6,331	62,560
Corporate Services	2,127	3,374	4,328	4,980	6,266	21,075
Total Expenditure	43,421	61,982	68,252	45,726	29,222	248,603
EXTERNAL FUNDING						
Transport for London	2,821	4,475	6,900	3,010	330	17,536
Earmarked Capital Receipts	2,891	7,005	23,151	21,219	16,040	70,306
National Lottery	0	0	0	0	0	0
HRA Major Repairs Allowance/Reserve	6,725	11,237	6,641	6,266	0	30,869
Government Grant - earmarked	4,341	7,470	7,725	240	0	19,776
Capital Grant - Unearmarked	1,002	1,035	1,068	862	0	3,967
Contributions Other	1,982	6,057	775	75	450	9,339
Total External Funding	19,762	37,279	46,260	31,672	16,820	151,793
INTERNAL FUNDING						
Car Parking Reserve	2,687	6,681	7,935	4,610	580	22,493
Other Reserves	3,441	5,347	3,863	0	0	12,651
Revenue Contributions	664	50	50	50	0	814
Total Internal Funding	6,792	12,078	11,848	4,660	580	35,958
CORPORATE FUNDING						
Usable Capital Receipts applied	228	250	250	250	100	1,078
Use of Capital Expenditure Reserve	11,539	12,375	9,894	9,144	11,722	54,674
Capital Financing Requirement - HRA	5,100	0	0	0	0	5,100
Capital Financing Requirement - GF	0	0	0	0	0	0
Total Corporate Funding	16,867	12,625	10,144	9,394	11,822	60,852
TOTAL ALL SOURCES OF FUNDING	43,421	61,982	68,252	45,726	29,222	248,603

CAPITAL PROGRAMME BY START YEAR

Start Year/ Business Group	2008/09 £'000	2009/10 £'000	2010/11 £'000	2011/12 £'000	Later Years £'000	Total £'000
START YEAR 2007/08 OR EARLIER						
Family and Children's Services	13,950	11,920	26,527	21,243	16,490	90,130
Housing and Health	14,976	1,548	75	0	0	16,599
Adult Social Care	2,138	729	128	0	0	2,995
<i>Housing, Health and Adult Social Care</i>	<i>17,114</i>	<i>2,277</i>	<i>203</i>	<i>0</i>	<i>0</i>	<i>19,594</i>
Planning and Borough Development	98	35	65	50	0	248
Transport, Environment and Leisure Services	9,985	9,793	7,045	3,390	560	30,773
Corporate Services	2,127	2,538	3,803	4,530	6,266	19,264
TOTAL	43,274	26,563	37,643	29,213	23,316	160,009
START YEAR 2008/09						
Family and Children's Services	147	7,681	6,213	20	0	14,061
Housing and Health	0	17,142	135	0	0	17,277
Adult Social Care	0	1,025	694	41	0	1,760
<i>Housing, Health and Adult Social Care</i>	<i>0</i>	<i>18,167</i>	<i>829</i>	<i>41</i>	<i>0</i>	<i>19,037</i>
Planning and Borough Development	0	120	125	125	0	370
Transport, Environment and Leisure Services	0	8,615	5,160	825	0	14,600
Corporate Services	0	836	100	0	0	936
TOTAL	147	35,419	12,427	1,011	0	49,004
START YEAR 2009/10						
Family and Children's Services	0	0	2,560	0	0	2,560
Housing and Health	0	0	9,017	135	0	9,152
Adult Social Care	0	0	250	0	0	250
<i>Housing, Health and Adult Social Care</i>	<i>0</i>	<i>0</i>	<i>9,267</i>	<i>135</i>	<i>0</i>	<i>9,402</i>
Planning and Borough Development	0	0	0	0	0	0
Transport, Environment and Leisure Services	0	0	5,930	2,450	5,700	14,080
Corporate Services	0	0	425	0	0	425
TOTAL	0	0	18,182	2,585	5,700	26,467
START YEAR 2010/11 AND LATER YEARS						
Family and Children's Services	0	0	0	1,685	0	1,685
Housing and Health	0	0	0	7,496	135	7,631
Adult Social Care	0	0	0	250	0	250
<i>Housing, Health and Adult Social Care</i>	<i>0</i>	<i>0</i>	<i>0</i>	<i>7,746</i>	<i>135</i>	<i>7,881</i>
Planning and Borough Development	0	0	0	0	0	0
Transport, Environment and Leisure Services	0	0	0	3,036	71	3,107
Corporate Services	0	0	0	450	0	450
TOTAL	0	0	0	12,917	206	13,123
TOTAL FOR ALL START YEARS						
Family and Children's Services	14,097	19,601	35,300	22,948	16,490	108,436
Housing and Health	14,976	18,690	9,227	7,631	135	50,659
Adult Social Care	2,138	1,754	1,072	291	0	5,255
<i>Housing, Health and Adult Social Care</i>	<i>17,114</i>	<i>20,444</i>	<i>10,299</i>	<i>7,922</i>	<i>135</i>	<i>55,914</i>
Planning and Borough Development	98	155	190	175	0	618
Transport, Environment and Leisure Services	9,985	18,408	18,135	9,701	6,331	62,560
Corporate Services	2,127	3,374	4,328	4,980	6,266	21,075
TOTAL	43,421	61,982	68,252	45,726	29,222	248,603

CAPITAL PROGRAMME BY SERVICE AREA

Start Year/ Business Group	2009/10 £'000	2010/11 £'000	2011/12 £'000	Later Years £'000	Total £'000	Share %
Family and Children's Services						
Childrens Centres	856	805	0	0	1,661	0.8
Education - Non-schools	1,059	654	0	0	1,713	0.8
Family Service Property	1,849	245	245	0	2,339	1.1
Libraries	1,179	753	44	0	1,976	1.0
New Schools	8,286	25,076	21,219	16,490	71,071	34.6
Other Schools Spending	6,372	7,767	1,440	0	15,579	7.6
TOTAL	19,601	35,300	22,948	16,490	94,339	46.0
Housing, Health and Adult Social Care						
Adult Social Care	1,754	1,072	291	0	3,117	1.5
Environmental Health	68	0	0	0	68	0.0
Housing - HRA	12,882	8,162	6,566	100	27,710	13.5
Housing - Non-HRA	5,740	1,065	1,065	35	7,905	3.9
TOTAL	20,444	10,299	7,922	135	38,800	18.9
Planning and Borough Development	155	190	175	0	520	0.3
Transport, Environment and Leisure Services						
Arts and Museums	1,274	0	0	0	1,274	0.6
Community Safety	200	200	0	0	400	0.2
Highways and Streetscene	12,617	14,670	7,045	910	35,242	17.2
Parks	2,027	1,137	911	71	4,146	2.0
Sports Centres	1,205	173	145	0	1,523	0.7
Waste, Cemeteries and Markets	1,085	1,955	1,600	5,350	9,990	4.9
TOTAL	18,408	18,135	9,701	6,331	52,575	25.6
Corporate Services						
Financial Services	185	165	0	0	350	0.2
General Services	2,334	4,030	4,980	6,266	17,610	9
Information Systems	544	133	0	0	677	0
Policy and Partnership Services	36	0	0	0	36	0
Property Services	275	0	0	0	275	0
TOTAL	3,374	4,328	4,980	6,266	18,948	9.2
TOTAL	61,982	68,252	45,726	29,222	205,182	100

Major Pipeline Schemes

Family and Children's Services

- **Building Schools for the Future (BSF)** will transform learning in secondary schools across the Royal Borough. A total of £40 million Government funding will be invested into buildings to make them more suited to modern teaching and learning. An additional £7 million will be available to improve ICT provision.
- The redevelopment of the **Latymer Family Centre** to provide a wider range of services in line with the Council's strategy for the development of children's centres and as a possible site for the relocation of Maxilla Nursery Centre.
- The redevelopment of land at the **Warwick Road – St Charles House Site** includes the possible construction of a new primary school to meet the demand for school places in the south of the Royal Borough. Although the bulk of the cost of the new school is expected to be borne by the developer, there will be some costs to the Council, including the provision of furniture and equipment at an estimated cost of up to £1 million.
- A discussion of the Central Library Refurbishment is set out in the main body of this report, **paragraph 3.8, section b** and **section c**.

Housing, Health and Adult Social Care

- The **Day Care Accommodation Strategy** will deliver proposals resulting from the Review of Day Care currently underway.
- The **St Marks Road SCOPE Refurbishment** comprises the refurbishment of the reception area to improve access and security for service users and the provision of a new lift to provide access to the day service for users with wheel chairs and other mobility aids. The space also needs some work to meet the requirements of the Disability Discrimination Act.
- The **Stock Options Review** for the HRA is not due to report until summer 2009. The Capital Programme does not include any provision for capital expenditure arising from this review. External resources may need to be found to support such schemes.

Transport, Environment and Leisure Services

- The **Chelsea Sports Centre** is one of the '21 projects for the 21st Century'. It may involve refurbishment, relocation or a new facility.

- **Golborne Road Area Improvement** is a major streetscape project; as yet no firm proposals have been agreed.
- The new **Holland Park Ecology Centre** could be built by the adventure playground, providing a new facility and creating extra accommodation.
- **Hornton Street Public Conveniences** could be refurbished and a special needs changing facility added to the conveniences.
- **Leighton House Museum Phase 3** would include the refurbishment of the Perrin Wing.
- **Royal Crescent Traffic Calming**: measures will be explored to see if a traffic management scheme can make improvements to road safety as there have been two fatalities in the street resulting from road traffic collisions.
- **Ireton Lodge** can be rebuilt to include features demonstrating sustainability.
- The **Notting Hill Gate Initiative** is a major streetscape project.

Corporate Services

- The **Canalside House Development** has now been moved out of the programme, but remains in the pipeline. This has been necessary as the future of the building is affected by the major development opportunity presented by the Kensal Gasworks site.

ROLLING PROGRAMMES

Title	2008/09 £'000	2009/10 £'000	2010/11 £'000	2011/12 £'000
Corporate Services				
Civic Offices Major Works	525	375	425	450
Family and Children's Services				
Access - Education and Libraries and Families	135	0	0	0
Access - Family and Children's Business Group	167	230	250	250
City Learning Centre	150	150	150	0
Fair Funding schools allocation	791	791	741	0
Family Services - Capital Works	0	300	150	150
Minor Works	75	85	95	95
Non School Education Buildings - Capital Works	200	215	240	250
Nursery/Primary Schools - Capital Works	625	1,160	700	750
School Kitchens - Capital Works	74	80	84	40
Special Schools - Capital Works	150	320	150	150
	2,367	3,331	2,560	1,685
Housing, Health and Adult Social Care				
Disabled Facilities Grant	534	400	400	400
Lets Rent	20	20	20	20
Premises Improvement Programme Adult's Services	178	250	250	250
Private Sector Renewal Grants	635	430	430	430
Regeneration HRA	228	250	250	250
Regeneration RSL	285	215	215	215
	1,880	1,565	1,565	1,565
Planning and Borough Development				
Local Enhancement Schemes	25	25	50	50
Transport, Environment and Leisure				
Bus Priority - TfL	50	0	0	0
Bus Stop Accessibility -TfL	25	20	20	20
Cycling - TfL	100	100	100	100
Disability Discrimination Act Works - Leisure	289	74	117	86
Local Area Accessibility - TfL	100	80	80	80
North Kensington Environment Project	245	200	200	200
Parks Strategy and Development Plan	0	625	650	675
School Travel Plans and Travel Awareness - TfL	80	100	80	80
Sports Centres Planned Refurbishment Programme	575	1,205	173	145
Street Scene Improvements - Boroughwide Programme	300	750	800	800
Structural Maintenance of Roads - TfL	92	200	100	100
Transport Action Plans - TfL Funded	100	200	100	100
Transport Action Plans -Car Parking Reserve Funded	350	400	400	400
Walking - TfL	50	100	100	100
WM&L Asset Management Plans	160	150	150	150
	2,516	4,204	3,070	3,036
TOTAL	7,313	9,500	7,670	6,786

CAPITAL PROGRAMME FUNDING AND AFFORDABILITY

1 External Resources

General Capital Receipts

- 1.1 Capital receipts can be used to fund the Capital Programme to the extent that they are not required to be paid to the Government under the 'pooling' arrangements for housing receipts. The amount payable in respect of non-dwelling receipts may be reduced if the Council determines that the receipt is re-invested in affordable housing i.e. towards the HRA capital programme of £19 million for 2008/09.
- 1.2 The funding proposed assumes that receipts are applied in the year following receipt. In addition, some specific 'earmarked' capital receipts are directly tied to individual schemes or purposes, such as the refurbishment of the Elm Park Gardens basement, and it is the Council's policy to retain receipts from the sale of freeholds for new freehold acquisitions. The use of capital receipts reduces the Council's borrowing requirement.
- 1.3 The rolling programme of HRA regeneration schemes of £250,000 per annum is assumed to be funded from capital receipts.
- 1.4 The expected non-earmarked receipts and their proposed use are shown in **Table 8**. The capital receipt from Holland Park School should be available in the future, but this assumption has not been included in **Table 9** overleaf.

Table 8
Capital Receipts

Capital Receipts	2008/09	2009/10	2010/11	2011/12
	£m	£m	£m	£m
Balance b/f	1.5	1.3	1.6	1.8
Add receipts in year	0.1	0.5	0.5	0.5
Less used to fund capital expenditure	-0.2	-0.3	-0.3	-0.3
Balance c/f	1.3	1.6	1.8	2.1

Capital Grants

- 1.5 Expenditure in the Programme that is conditional on external funding has been set in line with the latest information about resources. Some further revisions may be necessary as further announcements are made. Some funding for schools capital expenditure is now rolled into the Dedicated Schools Grant, which is assumed to increase approximately in line with funding increases for schools in later years. Details of other specific grants are shown in **Table 9**.

Table 9
External Grant Funding Sources

Sources of External Grant Funding/ Contributions	2008/09	2009/10	2010/11	2011/12	Later Years	Total
	£'000	£'000	£'000	£'000	£'000	£'000
Grants						
DCSF	387	405	333	0	0	1,125
Disabled Facilities Grant	320	240	240	240	0	1,040
DoH IT Infrastructure Grant	69	72	78	0	0	219
Gypsy and Travellers Site Grant (DCLG)	0	450	0	0	0	450
Heritage Lottery/ Arts Fund	402	0	0	0	0	402
Homelessness Directorate	9	0	0	0	0	9
HRA Major Repairs Allowance	6,725	11,237	6,641	6,266	0	30,869
Play Pathfinder Capital	596	1,557	0	0	0	2,153
Primary Capital Programme	0	3,000	5,378	0	0	8,378
PVI Sure Start Grant	805	805	805	0	0	2,415
Standards Fund	987	941	891	0	0	2,819
Sure Start	1,168	0	0	0	0	1,168
	11,468	18,707	14,366	6,506	0	51,047
Contributions						
Developers	90	4,170	75	75	0	4,410
Transport for London	2,821	4,475	6,900	3,010	330	17,536
Other Authorities	1,057	787	350	0	0	2,194
Other Contributions	433	1,100	350	0	450	2,333
	4,401	10,532	7,675	3,085	780	26,473
TOTAL	15,869	29,239	22,041	9,591	780	77,520

2. Council Funding

Reserves

- 2.1 Where there are appropriate earmarked reserves available to fund individual schemes, they have been used.
- 2.1 Some £65 million of additional Council funding would be required for pipeline schemes not yet included in the programme and shown in **Appendix 5**, albeit the amounts are very speculative. Much of this will incur capital expenditure after 2011/12. In order to be able to contemplate these options, the Council has stipulated previously, as a corporate guideline, that a minimum balance of £15 million in the Capital Expenditure Reserve and £20 million in the Car Parking Reserve should be retained at the end of 2010/11. As recommended in the Revenue Budget Report elsewhere on this agenda, it is proposed that the minimum balances by the end of 2011/12 should be £15 million for both

reserves, but if the figure falls below £20 million for either reserve, this is a trigger for review.

Car Parking Reserve

- 2.3 **Table 10** below projects the Car Parking Reserve (CPR) forward, based on the latest revenue proposals and assuming all bids are funded in full, excluding schemes in the pipeline. In accordance with Council policy, a minimum level of £20 million will be maintained in this reserve until the end of 2010/11 and £15 million until the end of 2011/12. This takes account of the measures taken to deal with the reduced Penalty Charge Notice income.

Table 10
Car Parking Reserve

Car Parking Reserve	2008/09 £m	2009/10 £m	2010/11 £m	2011/12 £m	2012/13 £m	2013/14 £m	2014/15 £m
Balance B/F	38.5	37.7	31.2	23.5	19.3	17.0	15.1
Add - surplus from On Street Parking	23.3	21.9	22.0	22.1	21.8	21.5	21.2
Funding of revenue expenditure	-21.4	-21.7	-21.7	-21.7	-21.7	-21.7	-21.7
<i>Sub Total - revenue movement</i>	1.9	0.2	0.3	0.4	0.1	-0.2	-0.5
Less - funding of capital expenditure	-2.7	-6.7	-7.9	-4.6	-2.3	-1.7	-1.7
<i>Total movement in Year</i>	-0.8	-6.5	-7.7	-4.3	-2.2	-1.9	-2.2
Balance C/F	37.7	31.2	23.5	19.3	17.0	15.1	12.9

Capital Expenditure Reserve

- 2.4 The other main source of funding of the non-HRA capital programme is the Capital Expenditure Reserve (CER), which has been built up from previous revenue contributions.
- 2.5 The Capital Expenditure Reserve is used to fund the Council's long term capital investment and therefore key to delivering the Capital Programme. **Table 11** overleaf shows a four-year projection that anticipates significant expenditure from the reserve compared with the 2008/09 Capital Programme. However, the change in the assumed funding for the rebuilding of Holland Park School has reduced the call on the Capital Expenditure Reserve. Further significant investment without increased use of borrowing will depend upon the Council's ability to maintain the level of the reserve. In accordance with Council policy, a minimum level of £15 million will be maintained within this reserve until the end of 2011/12. As shown in **Table 11**, the Programme assumes that annual revenue contributions continue to be made at the current level of £5.5 million per annum and that £33.1 million will be used to fund capital expenditure and revenue costs associated with capital expenditure between 2009/10 and 2011/12. The projected balance in the reserve is £38.7 million at the end of 2011/12.

Table 11
Capital Expenditure Reserve

Capital Exp Reserve	2008/09 £m	2009/10 £m	2010/11 £m	2011/12 £m
Balance Brought Forward	62.0	55.3	47.4	42.5
Contributions In	5.5	5.5	5.5	5.5
Retained to fund associated revenue costs	-0.7	-1.0	-0.5	-0.2
Released to fund capital expenditure	-11.5	-12.4	-9.9	-9.1
Balance Carried Forward	55.3	47.4	42.5	38.7

3. Funding of Revenue Costs Associated with Capital Schemes

- 3.1 The items set out in **Table 12** below and overleaf represent expected revenue costs associated with capital schemes, which it is proposed to fund from the Capital Expenditure Reserve and Car Parking Reserve. These include initial feasibility work and also expenditure that is part of delivering the project, but does not create an asset. Some further feasibility studies will be funded from the residual Property Strategy Fund.

Table 12
Associated revenue costs funded from Capital Expenditure Reserve

Cost type	Business Group/ Cost	2009/10 £'000	2010/11 £'000	2011/12 £'000
	<i>Family and Children's Services</i>			
Consultancy	Building Schools for the Future setup costs	559	242	
Internal Development	Central Pupil database	130	75	45
Consultancy	Consultants appointment and Surveys	82	90	100
	TOTAL	771	407	145
	<i>Housing, Health and Adult Social Care</i>			
Feasibility	1-9 St Marks Road (SCOPE) - Refurbishment	20		
	<i>Transport, Environment and Leisure Services</i>			
Feasibility	Relocation of the Arts & Leisure 'Ecology Section' to a purpose built new educational building	30		
Feasibility	Improvement works to Little Wormwood Scrubs.	30		
Removal/cleaning	Leighton House Phase 2	25		
	TOTAL	85	0	0
	<i>Corporate Services</i>			
Rationalisation	SPACE programme	100	100	50
	TOTAL	976	507	195

Associated revenue costs funded from Car Parking Reserve

Cost type	Business Group/ Cost	2009/10 £'000	2010/11 £'000	2011/12 £'000
Consultation Design/ Consultation	Transport, Environment and Leisure Services			
	Ladbroke Grove Environmental Improvements	50		
	Notting Hill Initiative	300		
	TOTAL	350	0	0

4. Borrowing

- 4.1 **Table 13** sets out the amounts that have been announced by the Government as borrowing that will be supported through the grant system. As the level of the Council's Formula Grant is largely determined by the grant floor, there is no relationship. This is a benchmark for the Council's investment plans, rather than a limit. The figures emphasise that capital spending outside education and housing needs to rely on either external funding or the Council's own resources. 2010/11 is the final year for which government supported borrowing allocations have been issued. The next three-year settlement in autumn 2010 will announce figures for future years.

Table 13
Supported Borrowing

Service Block	2008/09 £'000	2009/10 £'000	2010/11 £'000
Education	1,169	1,092	625
Housing	5,100	0	0
Children's Personal Social Services	46	46	49
Sub Total	6,315	1,138	674
General Fund	1,215	1,138	674

- 4.2 The Council may exercise its powers to undertake prudential borrowing i.e. borrowing unsupported by Government funding. With the exception of the HRA, supported borrowing for 2011/12 had not been announced as of 15 January 2009.
- 5.5 The Council's policy is that its capital financing requirement may increase in line with Government supported borrowing, but that borrowing in excess of this level will be considered to:
- deliver the Council's flagship schemes and other major projects that will deliver long term benefit to the Royal Borough;
 - fund spend-to-save or self-financing projects; and
 - meet temporary cash requirements pending a capital receipt.

5. Summary of Funding

- 5.1 The total funding, subject to any amendments to the programme, is shown in **Table 14** below. Total spending less capital grants and contributions, use of reserves and capital receipts leaves a balance to be funded from borrowing, known as the 'capital financing requirement'.

Table 14
Total Funding

General Fund	2009/10 £'000	2010/11 £'000	2011/12 £'000	Later Years £'000	Total £'000
Total Expenditure	49,100	60,090	39,160	29,122	177,472
<i>Less Funded From:</i>					
Capital Grants & Contributions	18,002	15,400	3,325	780	37,507
Dedicated Schools Grant	1,035	1,068	862	0	2,965
Specific Capital Receipts	5,660	23,076	21,219	16,040	65,995
Net Balance (Council Funding)	24,403	20,546	13,754	12,302	71,005
Use of Specific Reserves & Revenue Funding	5,347	2,717	0	0	8,064
Use of Car Park Reserve	6,681	7,935	4,610	580	19,806
Usable Capital Receipts	0	0	0	0	0
Use of Capital Expenditure Reserve	12,375	9,894	9,144	11,722	43,135
Balance = Capital Financing Requirement	0	0	0	0	0

Housing Revenue Account	2009/10 £'000	2010/11 £'000	2011/12 £'000	Later Years £'000	Total £'000
Total Expenditure	12,882	8,162	6,566	100	27,710
<i>Less Funded From:</i>					
Capital Grants & Contributions	11,237	6,641	6,266	0	24,144
Specific Capital Receipts	1,345	75	0	0	1,420
Net Balance (Council Funding)	300	1,446	300	100	2,146
Use of Specific Reserves & Revenue Funding	50	1,196	50	0	1,296
Usable Capital Receipts	250	250	250	100	850
Balance = Capital Financing Requirement	0	0	0	0	0

6 REVENUE PROVISION FOR DEBT REPAYMENT 2009/10

- 6.1 The Local Authorities (Capital Financing and Accounting) (England) (Amendment) Regulations 2008 require that 'a local authority shall calculate for the current financial year an amount of minimum revenue provision (MRP) which it considers to be prudent'.
- 6.2 The total budgeted revenue provision for debt repayment proposed is shown in **Table 15** overleaf. The final amounts charged in respect of items 1 to 3 will vary in line with the final capital expenditure and financing outturn for 2008/09 when this is known. No debt repayment provision is proposed in relation to the Housing Revenue Account, as to do so would divert funding from new investment.

Table 15
Total Budgeted Revenue Provision for Debt Repayment

Item	£'000
Historic Capital Debt Liabilities	1,281
Supported Capital Expenditure	0
Unsupported Capital Expenditure	0
Voluntary provision - short-life assets	0
Voluntary provision for debt repayment	443
Voluntary provision - ex-ILEA debt	277
Total Revenue Provision 2009/10	2,001

7 AFFORDABILITY AND REVENUE COST

General Fund

- 7.1 The funding of the Capital Programme has changed significantly as the Holland Park School project is now assumed to be funded from staged capital receipts from the sale of land, rather than short term borrowing pending the receipt, as was previously assumed. As a result, there is no planned funding from borrowing over the next three financial years (2009/10-2011/12) as there are sufficient funds available in the Capital Expenditure Reserve to meet the corporate funding requirement of £35 million over this period.
- 7.2 The borrowing requirement, known as the Capital Financing Requirement (CFR) resulting from the proposed Capital Programme, is set out in **Table 16** below.

Table 16
Capital Financing Requirement (CFR) movements

Year	Fund	Opening Balance £'000	Net CFR change - new borrowing	Less Statutory MRP £'000	Less Voluntary MRP £'000	Closing Balance £'000
2008/09	Housing Revenue Account	180,104	5,100	0		185,204
	General Fund	48,133	0	-1,884	-5,924	40,325
	Total	228,237	5,100	-1,884	-5,924	225,529
2009/10	Housing Revenue Account	185,204	0	0		185,204
	General Fund	40,325	0	-1,558	-443	38,324
	Total	225,529	0	-1,558	-443	223,528
2010/11	Housing Revenue Account	185,204	0	0		185,204
	General Fund	38,324	0	-1,485	-1,179	35,660
	Total	223,528	0	-1,485	-1,179	220,864
2011/12	Housing Revenue Account	185,204	0	0		185,204
	General Fund	35,660	0	-1,385	-3,967	30,308
	Total	220,864	0	-1,385	-3,967	215,512
2012/13	Housing Revenue Account	185,204	0	0		185,204
	General Fund	30,308	0	-1,178	-4,794	24,336
	Total	215,512	0	-1,178	-4,794	209,540

Statutory Minimum Revenue Provision is the 4 per cent Minimum Provision required under the Capital Regulations. Voluntary MRP provision has been made to cover ex-ILEA debt, short life assets and a provision to reduce overall indebtedness. The figure may be reviewed for continued affordability in future years.

- 7.3 **Table 17** below shows how the estimated Capital Financing Requirement for *additional* borrowing has changed between the new three-year programme and that agreed in February 2008. The General Fund now assumes all funding is from the Capital Expenditure Reserve until the £15 million minimum level is reached.

Table 17
Capital Financing Requirement

Capital Financing Requirement	2008/09 £'000	2009/10 £'000	2010/11 £'000	2011/12 £'000
General Fund				
CFR - new programme	0	0	0	0
CFR - previous programme	0	0	21,418	42,803
Change from previous programme	0	0	-21,418	-42,803
Housing Revenue Account				
CFR - new programme	5,100	0	0	0
CFR - previous programme	5,100	5,100	5,100	5,100
Change from previous programme	0	-5,100	-5,100	-5,100
Total				
CFR - new programme	5,100	0	0	0
CFR - previous programme	5,100	5,100	26,518	47,903
Change from previous programme	0	-5,100	-26,518	-47,903

- 7.4 **Table 18** shows the affordability of the Capital Programme for the General Fund, in terms of the marginal impact on the Council Tax and the share of the total budget taken up by capital financing costs. This is compared to the equivalent figures in the 2008/09 programme, with the impact slipping back in tandem with slippage in expenditure. However, over the next three years the impact of new capital spending for the General Fund can be absorbed within the revenue budget by varying the voluntary MRP.

Table 18
Affordability for the General Fund

Summary	2008/09 £'000	2009/10 £'000	2010/11 £'000	2011/12 £'000
Interest on historic external borrowing	2,624	2,305	2,174	2,647
Premia	56	56	56	56
Statutory Minimum Revenue Provision (MRP) @4%	1,884	1,558	1,485	1,385
Voluntary MRP - accelerated for short life assets	727	0	0	0
Interest on new borrowing (cumulative)	0	0	0	0
Interest loss on use of reserves (cumulative)	788	1,479	2,210	2,768
Total Financing Cost	6,079	5,398	5,925	6,856
Increase in net cost over previous year		-681	527	931
Year on Year Band D equivalent increase (£)		-7	5	9
2005/06-2007/08 Capital Programme				
Previously Projected Band D equivalent incr (£)		7	33	
Variation in Band D cost i.e. draft budget compared to previous years estimated increase (£)		-14	-28	9
Ratio of financing cost to revenue budget	3.4%	3.0%	3.2%	3.7%
NB Previous Programme - Ratio of financing cost	4.1%	5.0%	5.5%	N/A

- 7.5 **Table 18** shows that the impact of the Capital Programme on the Band D Council Tax is reduced over the next two years. This is due to re-phased expenditure and use of reserves to fund the Programme rather than borrowing. 2011/12 is a new year included in the proposed three-year programme.
- 7.6 In approving the previous three-year Capital Programme, Cabinet indicated that when the ratio of financing cost to budget requirement exceeded 6.7 per cent, this should 'trigger' a further careful consideration of the affordability of the Programme. **Table 18** shows that the Programme has been maintained within this threshold.

Housing Revenue Account (HRA)

- 7.7 The revenue impact of the Programme on the HRA depends on subsidy levels and may need to be trimmed back in future years if it puts too much pressure on the HRA, given the statutory constraint on rent increases. The ratio of financing cost to budget for the HRA is shown in **Table 19** as follows:

Table 19
Ratio of Financing Cost to Budget for the HRA

Item	2008/09	2009/10	2010/11	2011/12
New capital Programme	31.74%	29.83%	28.38%	28.00%
Previous capital programme	31.34%	32.32%	31.03%	N/A

- 7.8 There is no revenue impact on rent levels as a result of the HRA capital programme, due to the rent increase restrictions in place and that historical expenditure is fully subsidised.
- 7.9 The revenue impact on the HRA depends on subsidy levels and there is little or no scope for unsubsidised capital expenditure due to statutory constraints on rent increases. The Council has been notified that there is no new subsidised capital expenditure allocation for 2009/10. This is not a sustainable position over the long term and the Stock Options Review is considering a number of alternatives. The Department for Communities and Local Government is currently reviewing the way that the HRA is financed and subsidised, which may affect the position in the future.

ACCESSIBILITY AND PLANNED CAPITAL WORKS TO COUNCIL PROPERTIES

Property	Grading	Comments (2007/2011 capital works)	Likely Revised Grading
Kensington Town Hall	EXCELLENT	Customer Service Centre now open. Disabled parking arrangements under review.	
Pembroke Road Council Offices - Mini Reception Area	EXCELLENT	New mini reception fully Part M and DDA compliant.	
Cremorne Riverside Centre (excluding Cremorne Gardens)	EXCELLENT	New facility fully part M and DDA compliant - construction complete.	
Alec Clifton-Taylor Memorial Garden/St Mary Abbott	GOOD	Will be improved as part of TELS 3 year access improvement programme.	
Avondale Park & Sports Ground	GOOD	Will be improved as part of TELS 3 year access improvement programme.	EXCELLENT
Brompton Library	GOOD	New chairlift and disabled WC installed. Awaiting update from FCS.	
Chelsea Common	GOOD	Will be improved as part of TELS 3 year access improvement programme.	GOOD
Chelsea Embankment Gardens	GOOD	Will be improved as part of TELS 3 year access improvement programme.	GOOD
Cluny Mews Gardens	GOOD	Arms required to existing seating otherwise good.	GOOD
Colville Square Gardens	GOOD	Will be improved as part of TELS 3 year access improvement programme.	GOOD
Crown Wharf Car Compound	GOOD	Access improvement works completed January 2009.	GOOD
Dovehouse Green	GOOD	Will be improved as part of TELS 3 year access improvement programme.	GOOD
Earls Court Station WC's	GOOD	Not RBKC owned.	
Gloucester Road Toilets (autoloo and disabled)	GOOD	Autoloo and stand alone disabled WC considered together.	
Holland Park (Including Playgrounds, Cafe, Ice House/Orangery/Ecology reception area, WC's and Theatre)	GOOD	Holland Park toilets now refurbished. Café access ramps replaced. Induction loops installed to Stable Yard reception and Opera booking office. Will be improved as part of TELS 3 year access improvement programme.	GOOD
Ifield Road Playground	GOOD	Will be improved as part of TELS 3 year access improvement programme.	GOOD
Kensington High Street Bus Shelter Autoloo	GOOD		
Kensington Leisure Centre	GOOD	Continuing works programmed, new lift to squash courts installed, step free access from rear car park, spectator gallery improved, wc's refurbished, disabled group changing facilities improved.	EXCELLENT
Lonsdale Road Autoloo	GOOD		
North Kensington Library	GOOD	Awaiting update from FCS.	
Notting Hill Gate Bus Shelter Autoloo	GOOD		
Powis Square Gardens	GOOD	Will be improved as part of TELS 3 year access improvement programme.	GOOD
Redcliffe Square Gardens	GOOD	Will be improved as part of TELS 3 year access improvement programme.	GOOD
Roper's Gardens	GOOD	Will be improved as part of TELS 3 year access improvement programme.	GOOD
Royal Avenue Gardens	GOOD	Will be improved as part of TELS 3 year access improvement programme.	GOOD

Property	Grading	Comments (2007/2011 capital works)	Likely Revised Grading
Social Workers Office, Greaves Tower	GOOD	Awaiting update from HHASC.	
Sunbeam Gardens	GOOD	Will be improved as part of TELS 3 year access improvement programme.	GOOD
Tavistock Park	GOOD	Will be improved as part of TELS 3 year access improvement programme.	GOOD
Tavistock Piazza Autoloo	GOOD		
Westway Centre (Epics - Ground Floor Only)	GOOD	New lift installed.	
Westway Information & Aid Centre	GOOD	Awaiting update from HHASC.	
Kensal Library	GOOD	Public access to ground floor only now. Awaiting update from FCS.	
Canalside Activities Centre	GOOD	Built 1996 and fully accessible - Formal audit required.	
Connexions Centre - Freston Road	GOOD	Built Post 1991 - Part M compliant formal audit required.	
Lancaster Youth Club	GOOD	Accessible but improvements required - Formal audit required.	
Isaac Newton Professional Development Centre	GOOD	Accessible but various improvements required. Awaiting update from FCS.	
Athlone Gardens	FAIR	Will be improved as part of TELS 3 year access improvement programme.	GOOD
Chelsea Old Town Hall (Reception/Halls, Library, Register Office & Social Services)	FAIR	Register Office, Halls and SS Office have good access, Library has insufficient lift access to upper parts. Disabled WC to main Halls area is required, no induction loop to register office reception, general signage requires improvement. Awaiting update from CS. Major redevelopment being considered.	
Emslie Horniman Pleasance	FAIR	Will be improved as part of TELS 3 year access improvement programme.	GOOD
Gunnersbury Cemetery (Buildings)	FAIR	Will be improved as part of TELS 3 year access improvement programme	GOOD
Hornton Street Public Convenience	FAIR	Future use under review. Possible conversion to chronic disabled changing facilities.	
Kensington Memorial Park	FAIR	Will be improved as part of TELS 3 year access improvement programme.	EXCELLENT
Lancaster Green	FAIR	Will be improved as part of TELS 3 year access improvement programme.	GOOD
Royal Hospital South Grounds	FAIR	Not RBKC owned - Will be improved as part of TELS 3 year access improvement programme.	GOOD
Social Services Neighbourhood Team Office - Grenfell Tower	FAIR	No plans at present - possible relocation. Awaiting update from HHASC.	
St Luke's Gardens	FAIR	Improvement works completed 2008. Accessible WC facility to be installed 2009 (awaiting planning consent).	GOOD
Westbourne Grove Public Convenience	FAIR	Some improvement works undertaken 2008 and continuing in 2009. Re-assessment required.	GOOD
Westfield Park	FAIR	Programme of improvement works ongoing.	GOOD
Portobello Market Managers Office	FAIR	Some improvement works undertaken but further works required including external ramp and improvements to reception area.	EXCELLENT
84 Pembroke Road	FAIR	Due for vacation - Leasehold. Internal change in level to reception area.	
Bevington Road Public Convenience	POOR	Underground location means it is not possible to provide full disabled access.	
Central Library	POOR	Major refurbishment planned 2009/2011.	GOOD
Chelsea Sports Centre	POOR	Programme of improvement works ongoing. Chair lift installed to sports hall, pool hoist installed, disabled changing improved, reception area improved.	FAIR

Property	Grading	Comments (2007/2011 capital works)	Likely Revised Grading
Cremorne Gardens (Excluding Riverside Centre)	POOR	Improvements included within TELS access improvement programme.	GOOD
Hanwell Cemetery - Buildings	POOR	Essential Works 2008-09 - but no disabled toilet provision planned. Being considered for future access programme.	GOOD
Leighton House Museum	POOR	Currently being refurbished but no access improvements included. Feasibility study to look at further works including access has been commissioned. Listed building status and nature of museum make this very difficult to provide for.	
Linley Sambourne House	POOR	Listed building and design make this very difficult to improve.	
Notting Hill Gate Library	POOR	Listed building and design make this very difficult to improve. Awaiting planning approval for chair lift (current programme). Awaiting update from FCS.	
Sloane Square Autoloo	POOR	Planned upgrade as part of area improvements.	EXCELLENT
Kensington Church Street Autoloo (Lancer Square)	POOR	Generic audit undertaken - Non disabled autoloo.	
Golborne Youth Centre	POOR	Steps To entrance - TMO property.	
South Kensington Autoloo	POOR	Upgrade planned at contract renewal in 2008.	EXCELLENT
Little Wormwood Scrubs	TBC	To be assessed 2009/10.	

Basic access needs are defined as:

- 'The ability for ambulant and non ambulant disabled persons to be able to freely and safely enter onto and around the public areas of a building without interference or obstruction by physical barriers.
- Clear and appropriate signage and lighting should be provided and reception areas freely available for use.
- Busy public reception areas should be fitted with an induction loop.
- Where public toilets are provided, at least one suitably equipped disabled WC is to be provided also.
- A dedicated parking space or a suitable drop off point should be available within the immediate vicinity of the building if reasonably practicable.'

Explanation of Grading:

Poor Accessibility

The Public areas of the building do not fulfil basic access needs and no acceptable alternative means of providing the service is offered.

Fair Accessibility

All Public areas of the building fulfil the majority of basic access needs but additional measures may be necessary to achieve this objective or an acceptable means of providing the service in an alternative method is offered if required.

Good Accessibility

All basic access needs are fulfilled or an acceptable alternative method of

providing the service is available if required.

Excellent Accessibility

All basic access needs are met and exceeded.

**BUSINESS GROUP CAPITAL PROGRAMMES
2009/10 – 2011/12**

CAPITAL PROGRAMME 2009/10 TO 2011/12 NOTES

Presentation of the Council's Capital Programme

The Capital Programme is shown for each of the Council's Business Groups with schemes being shown in alphabetic order by project title and then by budgeted start year. Projects are assigned a Programme Status as per **Appendix 1**.

Inclusion of schemes in 2009/10 gives authority to proceed subject to confirmation of the:

- business case;
- external resources;
- firmer planning and cost estimates; and
- appropriate Key Decision.

'Later Years' are provisional and their inclusion of new starts in these years gives authority to plan for the future schemes.

The Programme schedules show for each project:

- (i) Forecast spending to 31 March 2008 and estimates for 2009/10 and future years.
- (ii) Estimated full year revenue costs.
- (iii) The Council Aims, Community Strategy goals and Capital Strategy objectives that are met.

For each Business Group, the sources of capital funding for each year's programme is shown i.e. external cash funding (e.g. capital grants and contributions); earmarked capital receipts; and internal cash funding (e.g. specific capital reserves) or corporate funding (e.g. borrowing, general capital receipts and funding from the Capital Expenditure Reserve)

Budget Status

All schemes require a funding release before an expenditure commitment is made, normally through a Key Decision. The detailed project list in **Appendix 9** marks with a tick those individual schemes in 2009/10 that are assumed to have authority to spend. This includes those that have already achieved a Key Decision and those delegated to officers as too small to require a Key Decision. Rolling programmes (marked with a tick) are also treated as having a budget release for the coming financial year, so that officers can commit expenditure as schemes are readied. The Programme includes a global provision for future years. Schemes with no tick in 2009/10 require further work before approval to commit expenditure is granted.

Financial Conventions:

- (i) Capital costs relate to items which give a long-term benefit to the Council.
- (ii) Revenue costs are items of a recurring nature e.g. running costs for new premises or equipment and financing costs.
- (iii) All costs are shown at outturn prices.

THE ROYAL BOROUGH AIMS, COMMUNITY STRATEGY GOALS AND CAPITAL STRATEGY OBJECTIVES

THE ROYAL BOROUGH AIMS

Ref	Royal Borough Aims	This means:
R1	Responding to our residents	<ul style="list-style-type: none"> • Putting residents first • Listening to and responding to all of our residents • Providing clear information on our services, activities and ambitions • Recognising the diverse needs, ambitions and backgrounds of our residents • Championing residents' interests
R2	Really good services	<ul style="list-style-type: none"> • Providing services that are well-led and well-managed • Setting ambitious and clear goals • Keeping well-informed, being willing to learn and ready to improve • Working successively with our partners
R3	Renewing the legacy	<ul style="list-style-type: none"> • Delivering high quality buildings and public spaces – from schools and libraries to housing and parks • Removing clutter from our streets and using high quality materials to improve our environment • Working with partners to make the borough more attractive • Using our planning powers to protect the borough's character and improve its appearance

COMMUNITY STRATEGY GOALS 2008 - 2018

Ref	Our Goal	The Council and its partners will work to:
C1	<p>Environment and Transport</p> <p>A borough with an environment and amenities which enhance the quality of life of the whole community and which is aware of, prepared for and able to meet the challenges presented by climate change.</p>	<p>Protect and improve the borough's environment; Deliver services and work with local people day by day to make the borough a pleasant and safe place to be in; Improve local transport management, services and networks, and encourage and provide for alternative travel opportunities to car-use; Promote energy efficiency, recycling, waste minimisation and the reduction of pollution; and Tackle the causes of climate change that arise from the activities of those living and working in the borough and take action to adapt to the unavoidable effects of climate change that are likely to occur.</p>
C2	<p>Culture, Arts and Leisure</p> <p>A borough where everyone has the opportunity to enjoy its public parks and open spaces and a diverse range of high quality cultural, artistic and leisure activities.</p>	<p>Encourage active participation in, and develop new audiences for arts and cultural activity; Develop excellence in artistic practice; Encourage literacy, reading and life long learning for people's economic good and cultural and personal development; Improve the quality and accessibility of sports and leisure provision for all in the Royal Borough and encourage participation in physical activities; and Improve the quality and accessibility for all of the public open space within the Royal Borough.</p>
C3	<p>Safer Communities</p> <p>A borough where people live their lives free from crime and the fear of crime.</p>	<p>Ensure that residents are, and feel, secure in their homes and daily lives; Catch and convict offenders, stop them from re-offending and ensure that victims are properly supported; Tackle the use of illegal drugs and the misuse of alcohol; and Reduce the numbers of young people involved in crime and disorder either as victims or perpetrators.</p>
C4	<p>Health and Social Care</p> <p>A borough where everyone has the opportunity to lead a healthy and independent life and can access information, advice and support when they need it and in ways that make sense to them.</p>	<p>Improve and protect the overall health of people living in the borough and reduce inequalities in health; Improve the experience of patients, carers and users of local health and social care services and offer greater choice of service; Increase residents' choice and control to improve independence and quality of life; Improve the quality and access offered by local health and social care services; and Help children and young people to stay safe and be healthy.</p>

C5	Homes and Housing A borough with outstanding quality of housing, across all tenures, which is sustainable and enables a diverse population to live as part of the same community.	Improve the quality of housing across all tenures; Increase the type and number of homes to build mixed, balanced and sustainable communities; Provide a range of housing and support options to prevent homelessness and promote mobility; Ensure continuous improvement in the delivery and performance of housing and support services; and Improve the energy efficiency of dwellings and encourage sustainable development.
C6	Community, Equality and Inclusivity A borough where all local people feel acceptance by the wider community, and where everyone can access the services that they need.	Improve the way that partners inform, communicate with, involve and consult local residents; Improve the relevance and accessibility of local services to residents and other service users; and Support and develop community life and leadership in the borough.
C7	Achieving Potential A borough with outstanding services that is a great place for children and young people to live and to reach their full potential.	Ensure children and families have opportunities to enjoy and achieve; and Support children and families to make a positive contribution and achieve economic well-being.
C8	Work and Business A borough which enjoys stable levels of economic growth and employment, with the benefits of increasing prosperity enjoyed across the borough.	Create and maintain an attractive and vibrant business environment in the borough; and Improve the employment prospects of residents including young people and parents, creating opportunities and tackling those barriers which make it difficult for certain groups to gain or retain employment.

CAPITAL STRATEGY OBJECTIVES 2009 - 2012

Ref	Capital Planning, Asset Management and Financial Objectives
	Capital Planning Objectives
1	To improve the proportion of housing that meets the 'decent homes' standard.
2	To support flagship developments that have a major impact on the social, economic and environmental objectives of the Council, consistent with a sustainable approach.
3	To contribute to the well-being of the residents of the Royal Borough by maintaining and enhancing: the built environment; parks and open spaces; the streetscape; community safety and amenity; the heritage of the area; and the Council's environmental responsibilities.
4	To enable residents, especially those with special needs, to live with as much independence as possible.
5	To contribute to the development of a transport system for the Royal Borough that is: safe; efficient; environmentally acceptable; and provides for walking, bicycling and use of the river.
6	To provide Information Technology and systems that support the efficient and effective operation of services, and widen access to those services.
	Asset Management Objectives
7	To plan for the long-term property needs of the Council's services portfolio, so that the Council can meet the service needs of the future.
8	To maximise the use of assets in meeting current and future service (and cross-cutting) needs, by ensuring that over time operational premises are: maintained in a satisfactory condition; sufficient and suitable for their purpose; sufficiently accessible; safe and secure; in an appropriate location; and reviewed regularly to ensure that they continue to meet service needs.
9	To ensure that existing and new assets deliver services in an efficient, cost effective, and sustainable manner, in particular by ensuring that premises and other assets are: efficient in terms of property management; intensively used and reviewed to detect opportunities for the acquisition, rationalisation, disposal, and/or sharing of property assets; and increasingly efficient in overall resource use, identifying sustainability improvements where appropriate.
	Financial Objectives
10	To generate an optimum financial return from assets with a commercial element.
11	To re-invest non-Housing Revenue Account (HRA) capital receipts from the disposal of freehold property in other long-term assets for the Council, except where there is an overriding service objective or economic case.
12	To use external sources of funding, where these further the Council's objectives, and act in partnership with other agencies where this is beneficial.

CAPITAL PROGRAMME 2009/10 – 2011/12

FAMILY AND CHILDREN'S SERVICES

[✓ = Authority to spend]

FAMILY AND CHILDREN'S SERVICES

CAPITAL PROGRAMME 2009/10 - 2011/12 (£'000)

Project Title	Project Description	Start Year	Exp to 31 March 2008	2008/09	2009/10	2010/11	2011/12	Later Years	Total Cost	Full Year Revenue	External Cash Funding and Receipts	Internal Cash Funding	Corporate Funding	Capital Strategy Objectives	Borough Aims, Community	Programme Status
Access - Education and Libraries and Families	Works to provide improved access to buildings in line with Disability Discrimination Act. Includes Clare Gardens Project.	2007/08	50	135 ✓	0	0	0	0	185	16	0	0	185	4,7,8,9,12	R1,R2,R3, C1,C2,C4, C6,C7	R
Access - Family and Children's Business Group	Works to provide improved access to buildings in line with Disability Discrimination Act.	2008/09	0	167 ✓	0	0	0	0	167	15	0	0	167	4,7,8,9,12	R1,R2,R3, C1,C2,C4, C6,C7	R
Access - Family and Children's Business Group	Works to provide improved access to buildings in line with Disability Discrimination Act.	2009/10	0	0	230	0	0	0	230	21	0	0	230	4,7,8,9,12	R1, R2, R3, C1, C2, C4, C6, C7	R
Access - Family and Children's Business Group	Works to provide improved access to buildings in line with Disability Discrimination Act.	2010/11	0	0	0	250	0	0	250	23	0	0	250	4,7,8,9,12	R1,R2,R3, C1,C2,C4, C6,C7	R
Access - Family and Children's Business Group	Works to meet requirements of the Disability Discrimination Act	2011/12	0	0	0	0	250	0	250	23	0	0	250	4,7,8,9,12	R1,R2,R3, C1,C2,C4, C6,C7	R

[✓ = Authority to spend]

FAMILY AND CHILDREN'S SERVICES

CAPITAL PROGRAMME 2009/10 - 2011/12 (£'000)

Project Title	Project Description	Start Year	Exp to 31 March 2008	2008/09	2009/10	2010/11	2011/12	Later Years	Total Cost	Full Year Revenue	External Cash Funding and Receipts	Internal Cash Funding	Corporate Funding	Capital Strategy Objectives	Borough Aims, Community	Programme Status
Brompton Library - Refurbishment of ground floor	Refurbishment of ground floor. To investigate knocking down wall to enhance public space and relocate staff works area. To replace shelving and carpet throughout and improve lighting in the reception area. Upgrade electrics.	2009/10	0	0	182	0	0	0	182	16	0	0	182	1,6,7,8,9	R1,R2,R3, C2,C6,C7, C8	3
Business Intelligence - Directors Station	Implement the Sirsidynix Business Intelligence product Directors Station to create a data warehouse and provide analysis facilities to establish trends and patterns in library usage and to monitor service provision.	2008/09	0	27 ✓	0	0	0	0	27	2	0	0	27	6	R1,R2,C1, C7	3
Central Library - Feasibility Study	Heating, lighting and remodelling in line with the Library Strategy findings.	2005/06	80	0	0	0	0	0	80	7	0	0	80	1,7,8,9	R1, R2, R3, C1, C2, C6, C7	5
Central Library - RFID Preparatory Work	Essential works to keep the Central Library functioning in the light of the delay of the full refurbishment to 2012 or later. These works are necessary to ensure that the building can continue to function due to the delay to the full	2009/10	0	0	200	0	0	0	200	18	0	0	200	1,2,6,7,8,9 ,10	R1,R2,R3, C2,C6,C7, C8	3
Central Library Refurbishment - Design	Design fees for redevelopment of entire library including remodelling the entrances complete with upgrading of heating, lighting and ventilation services.	2007/08	429	300 ✓	624	268	24	0	1,645	148	0	0	1,645	1,6,7,8,9	R1,R2,R3, C1,C2,C7, C8	3

[✓ = Authority to spend]

FAMILY AND CHILDREN'S SERVICES

CAPITAL PROGRAMME 2009/10 - 2011/12 (£'000)

Project Title	Project Description	Start Year	Exp to 31 March 2008	2008/09	2009/10	2010/11	2011/12	Later Years	Total Cost	Full Year Revenue	External Cash Funding and Receipts	Internal Cash Funding	Corporate Funding	Capital Strategy Objectives	Borough Aims, Community	Programme Status
Chelsea Academy - Development	Fees and feasibility study costs for new school, purchase of site, project management fees and site assembly costs.	2005/06	7,215	1,602 ✓	776 ✓	0	0	0	9,593	864	0	0	9,593	2,7,8,9,12	R1,R2,R3, C1,C2,C6, C7	5
Chelsea Academy - Sponsorship Costs	Sponsorship costs as a contribution towards capital costs.	2005/06	0	1,000 ✓	1,850 ✓	1,850 ✓	0	0	4,700	235	0	4,700	0	2,7,8,9,12	R1,R2,R3, C1,C2,C6, C7	5
Chelsea Library - layout and use improvements	To re focus Reference Services and People's network/PC and study space. To accommodate the transfer of some of the Lending stock to the first floor, to enable a dedicated area for young adults on the ground floor and improve the area	2009/10	0	0	118	0	0	0	118	11	0	0	118	1,7,8,9	TBD	3
Children's Centre Capital	Development of Children's Centre/Extended Schools/Child Care - General Sure Start Grant	2007/08	792	728	0	0	0	0	1,520	0	1,520	0	0	7,8,9,12	R1,R2,R3, C1,C2,C6, C7	5
City Learning Centre	Grant funding toward running City Learning Centre	2008/09	0	150 ✓	0	0	0	0	150	0	150	0	0	8,9,12	R1,R2,R3, C1,C2,C6, C7,C8	R

[✓ = Authority to spend]

FAMILY AND CHILDREN'S SERVICES

CAPITAL PROGRAMME 2009/10 - 2011/12 (£'000)

Project Title	Project Description	Start Year	Exp to 31 March 2008	2008/09	2009/10	2010/11	2011/12	Later Years	Total Cost	Full Year Revenue	External Cash Funding and Receipts	Internal Cash Funding	Corporate Funding	Capital Strategy Objectives	Borough Aims, Community	Programme Status
City Learning Centre	Grant funding toward running City Learning Centre	2009/10	0	0	150	0	0	0	150	0	150	0	0	8,9,12	R1,R2,R3, C1,C2,C6, C7,C8	R
City Learning Centre	Grant funding toward running City Learning Centre	2010/11	0	0	0	150	0	0	150	0	150	0	0	8,9,12	R1,R2,R3, C1,C2,C6, C7,C8	R
eCAF Implementation and Integration (ICS Phase 3)	Delivering an Electronic Common Assessment Framework (eCAF) recording system, (integrating with other systems e.g. Integrated Children's System (ICS) and allowing agencies pre-referral information to be captured	2008/09	0	70 ✓	75	45	0	0	190	18	0	0	190	1,3,6,9	R1,R2,C1, C4,C7	3
Extended Schools Capital	Department for Children, Schools and Families grant to develop and deliver activities beyond the normal school hours, including study support, clubs, childcare, parenting and family support and access to community facilities.	2008/09	0	171 ✓	181	94	0	0	446	0	446	0	0	6,9,12	R2,C1,C2, C7	5
Fair Funding schools allocation	Schools capital allocations calculated by formula and 100% funded through the Standards Fund.	2008/09	0	791 ✓	0	0	0	0	791	0	791	0	0	8,9,12	R1, R2, R3, C1, C2, C6, C7	R

[√ = Authority to spend]

FAMILY AND CHILDREN'S SERVICES

CAPITAL PROGRAMME 2009/10 - 2011/12 (£'000)

Project Title	Project Description	Start Year	Exp to 31 March 2008	2008/09	2009/10	2010/11	2011/12	Later Years	Total Cost	Full Year Revenue	External Cash Funding and Receipts	Internal Cash Funding	Corporate Funding	Capital Strategy Objectives	Borough Aims, Community	Programme Status
Fair Funding schools allocation	Schools capital allocations calculated by formula and 100% funded through the Standards Fund.	2009/10	0	0	791	0	0	0	791	0	791	0	0	8,9,12	R1,R2,R3, C1,C2,C6, C7	R
Fair Funding schools allocation	Schools capital allocations calculated by formula and 100% funded through the Standards Fund.	2010/11	0	0	0	741	0	0	741	0	741	0	0	8,9,12	R1,R2,R3, C1,C2,C6, C7	R
Family and Children's Services - Condition Works	Condition works in line with Asset Management Plan	2009/10	0	0	300	0	0	0	300	27	0	0	300	7,8,9	R2,C4,C6, C7	R
Family and Children's Services - Condition Works	Condition works in line with Asset Management Plan	2010/11	0	0	0	150	0	0	150	14	0	0	150	7,8,9	R2,C4,C6, C7	R
Family and Children's Services - Condition Works	Condition works in line with Asset Management Plan	2011/12	0	0	0	0	150	0	150	14	0	0	150	7,8,9	R2,C4,C6, C7	R

[✓ = Authority to spend]

FAMILY AND CHILDREN'S SERVICES

CAPITAL PROGRAMME 2009/10 - 2011/12 (£'000)

Project Title	Project Description	Start Year	Exp to 31 March 2008	2008/09	2009/10	2010/11	2011/12	Later Years	Total Cost	Full Year Revenue	External Cash Funding and Receipts	Internal Cash Funding	Corporate Funding	Capital Strategy Objectives	Borough Aims, Community	Programme Status
Family Services Premises Improvement Projects	Small planned upgrade/ improvement works to a number of Housing, Health and Adult Social Care (HHASC) managed Family and Children's Service (FCS) sites.	2008/09	0	145 ✓	0	0	0	0	145	13	0	0	145	1,7,8,9	R1,R2,R3, C1,C4,C6, C7	5
FCS Systems Integration	To develop more complete child records and improve the sharing and quality of data between local case management systems e.g. Central Pupil Database, Connexions' CCIS and the Integrated Children's System (ICS).	2009/10	0	0	135	95	0	0	230	12	0	230	0	6	R1,R2,C4, C6	3
Feasibility - pupil database	Investigate feasibility of central and integrated pupil database. (including children's services)	2006/07	31	288 ✓	0	0	0	0	319	29	0	0	319	6,10	R1,R2,C1, C2,C6,C7	5
FINAL ACCOUNTS	Final Accounts	2008/09	356	150 ✓	0	0	0	0	506	45	0	0	506	N/A	N/A	5
Harnessing Technology	Department for Children, Schools and Families Grant to Develop Technology In Schools	2008/09	0	216 ✓	224	239	0	0	679	0	679	0	0	6	R2,C1,C7, C8	5

[✓ = Authority to spend]

FAMILY AND CHILDREN'S SERVICES

CAPITAL PROGRAMME 2009/10 - 2011/12 (£'000)

Project Title	Project Description	Start Year	Exp to 31 March 2008	2008/09	2009/10	2010/11	2011/12	Later Years	Total Cost	Full Year Revenue	External Cash Funding and Receipts	Internal Cash Funding	Corporate Funding	Capital Strategy Objectives	Borough Aims, Community	Programme Status
Holland Park School - Design	Project management, design team fees and anticipated construction costs for the redevelopment of Holland Park School. It is expected that these will be fully funded through capital receipts from the sale of the Southern site.	2005/06	4,297	1,716 ✓	2,322	0	0	0	8,335	387	4,038	0	4,297	2,7,8,9,11	R1, R2, R3, C1, C2, C6, C7	4
Holland Park School - Redevelopment	Project management, design team fees and anticipated construction costs for the redevelopment of Holland Park School. It is expected that these will be fully funded through capital receipts from the sale of the Southern site	2008/09	0	0	3,338	23,226	21,219	16,490	64,273	0	64,273	0	0	2,7,8,9,11	R1,R2,R3, C1,C2,C6, C7	4
ICS - Fostering and Adoption	The implementation of improved fostering (including private fostering) and adoption processes by the Integrated Children's System (ICS).	2008/09	0	63 ✓	87	0	0	0	150	14	0	0	150	6	R1,R2,C4, C7	3
ICT Feasibility	Information and Communications Technology (ICT) strategy	2007/08	0	60	0	0	0	0	60	5	0	0	60	6	R1, R2, R3, C1, C2, C3, C6, C7	5
Integrated Children's System - Service Teams	Completes the development of the Integrated Children's System (ICS) by providing modules for Children with Disabilities and Adolescent Services teams. (was ICS Phase 4).	2009/10	0	0	100	80	0	0	180	16	0	0	180	6	R2,C4,C6	3

[✓ = Authority to spend]

FAMILY AND CHILDREN'S SERVICES

CAPITAL PROGRAMME 2009/10 - 2011/12 (£'000)

Project Title	Project Description	Start Year	Exp to 31 March 2008	2008/09	2009/10	2010/11	2011/12	Later Years	Total Cost	Full Year Revenue	External Cash Funding and Receipts	Internal Cash Funding	Corporate Funding	Capital Strategy Objectives	Borough Aims, Community	Programme Status
Integrated Childrens System	The development of a case management system for Family Services. This is the core IT system used by Family Services and will provide the basis for several future developments.	2007/08	268	225 ✓	0	0	0	0	493	45	0	0	493	6	R1, R2, R3, C1, C2, C3, C6, C7	3
Libraries - General (RFID)	The implementation of Radio Frequency Identification (RFID) Systems in RBKC's six libraries.	2009/10	0	72 ✓	250	465	0	0	787	70	0	0	787	6,10	R1, R2, R3, C1, C2, C3, C6, C7	3
Libraries and Arts - Capital Strategy	Phased programme of works to libraries in accordance with the proposals within the agreed Library Transformation Strategy.	2007/08	22	28 ✓	0	0	0	0	50	5	0	0	50	6,7,8,9,10	R1, R2, R3, C1, C2, C6, C7	5
Libraries Management System migration	Migration of Library Management System to new Oracle platform.	2009/10	0	0	32	0	0	0	32	3	0	0	32	6,9	R2,C1,C7	3
Libraries Signage	Improving internal signs and guiding at six libraries (Brompton, Chelsea, Central, North Kensington, Kensal and Notting Hill)	2009/10	0	0	18	0	0	0	18	2	0	0	18	1,2,6,7,8,9,10	R1,R2,R3, C2,C6,C7, C8	3

[✓ = Authority to spend]

FAMILY AND CHILDREN'S SERVICES

CAPITAL PROGRAMME 2009/10 - 2011/12 (£'000)

Project Title	Project Description	Start Year	Exp to 31 March 2008	2008/09	2009/10	2010/11	2011/12	Later Years	Total Cost	Full Year Revenue	External Cash Funding and Receipts	Internal Cash Funding	Corporate Funding	Capital Strategy Objectives	Borough Aims, Community	Programme Status
Little Scrubs Adventure Playground	The existing adventure playground has poor play facilities and limited indoor space for children's activities. This project would create a high adventure playground for local children that would also serve children with disabilities.	2008/09	0	90	210	0	0	0	300	0	300	0	0	1,8	TBD	5
Minor Works	Small improvement/ emergency works to be carried out in FCS buildings	2008/09	0	75 ✓	0	0	0	0	75	7	0	0	75	8,9,12	R1, R2, R3, C1, C2, C6, C7	R
Minor Works	Small improvement/ emergency works to be carried out in FCS buildings	2009/10	0	0	85	0	0	0	85	7	0	0	85	8,9,12	R1,R2,R3, C1,C2,C6, C7	R
Minor Works	Small improvement/ emergency works to be carried out in FCS buildings	2010/11	0	0	0	95	0	0	95	9	0	0	95	8,9,12	R1,R2,R3, C1,C2,C6, C7	R
Minor Works	Small improvement/ emergency works to be carried out in FCS buildings	2011/12	0	0	0	0	95	0	95	9	0	0	95	8,9,12	R1,R2,R3, C1,C2,C6, C7	R

[✓ = Authority to spend]

FAMILY AND CHILDREN'S SERVICES

CAPITAL PROGRAMME 2009/10 - 2011/12 (£'000)

Project Title	Project Description	Start Year	Exp to 31 March 2008	2008/09	2009/10	2010/11	2011/12	Later Years	Total Cost	Full Year Revenue	External Cash Funding and Receipts	Internal Cash Funding	Corporate Funding	Capital Strategy Objectives	Borough Aims, Community	Programme Status
Non School Education Buildings - Capital Works	Works in non-school buildings arising from the condition and suitability surveys undertaken during development of Asset Management Plans.	2008/09	0	200 ✓	0	0	0	0	200	18	0	0	200	7,8,9,12	R1, R2, R3, C1, C2, C3, C6, C7	R
Non School Education Buildings - Capital Works	Works in non-school buildings arising from the condition and suitability surveys undertaken during development of Asset Management Plans.	2009/10	0	0	215	0	0	0	215	20	0	0	215	7,8,9,12	R1,R2,R3, C1,C2,C3, C6,C7	R
Non School Education Buildings - Capital Works	Works in non-school buildings arising from the condition and suitability surveys undertaken during development of Asset Management Plans.	2010/11	0	0	0	240	0	0	240	22	0	0	240	7,8,9,12	R1,R2,R3, C1,C2,C3, C6,C7	R
Non School Education Buildings - Capital Works	Condition works in line with Asset Management Plan	2011/12	0	0	0	0	250	0	250	23	0	0	250	7,8,9,12	R1,R2,R3, C1,C2,C3, C6,C7	R
North Kensington Library - Damp Proofing	To refurbish the basement area. Carry out damp proofing works. Provide new lighting and shelving for the Children's library and upgrade the toilets to Disability Discrimination Act standards	2009/10	0	0	85	0	0	0	85	7	0	0	85	1,7,4,8	R1,R2,R3, C1,C2,C6, C7	3

[✓ = Authority to spend]

FAMILY AND CHILDREN'S SERVICES

CAPITAL PROGRAMME 2009/10 - 2011/12 (£'000)

Project Title	Project Description	Start Year	Exp to 31 March 2008	2008/09	2009/10	2010/11	2011/12	Later Years	Total Cost	Full Year Revenue	External Cash Funding and Receipts	Internal Cash Funding	Corporate Funding	Capital Strategy Objectives	Borough Aims, Community	Programme Status
Notting Hill Gate and Kensal Libraries	To add Notting Hill Gate and Kensal library into the council telephone network.	2006/07	0	10 ✓	0	0	0	0	10	1	0	0	10	8,9,12	R1, R2, R3, C1, C2, C6, C7	5
Notting Hill Library - Layout	Improvements to layout including provision for installation of self service technology	2009/10	0	0	30	0	0	0	30	3	0	0	30	1,2,6,7,8,9,10	R1,R2,R3, C2,C6,C7, C8	3
Nursery/Primary Schools - Capital Works	Works in nursery/primary schools arising from the condition surveys undertaken during development of Asset Management Plans.	2008/09	0	625 ✓	0	0	0	0	625	52	46	0	579	7,8,9,12	R1, R2, R3, C1, C2, C6, C7	R
Nursery/Primary Schools - Capital Works	Works in nursery/primary schools arising from the condition surveys undertaken during development of Asset Management Plans.	2009/10	0	0	1,160	0	0	0	1,160	104	0	0	1,160	7,8,9,12	R1,R2,R3, C1,C2,C6, C7	R
Nursery/Primary Schools - Capital Works	Works in nursery/primary schools arising from the condition surveys undertaken during development of Asset Management Plans.	2010/11	0	0	0	700	0	0	700	63	0	0	700	7,8,9,12	R1,R2,R3, C1,C2,C6, C7	R

[✓ = Authority to spend]

FAMILY AND CHILDREN'S SERVICES

CAPITAL PROGRAMME 2009/10 - 2011/12 (£'000)

Project Title	Project Description	Start Year	Exp to 31 March 2008	2008/09	2009/10	2010/11	2011/12	Later Years	Total Cost	Full Year Revenue	External Cash Funding and Receipts	Internal Cash Funding	Corporate Funding	Capital Strategy Objectives	Borough Aims, Community	Programme Status
Nursery/Primary Schools - Capital Works	Works in nursery/primary schools arising from the condition surveys undertaken during development of Asset Management Plans.	2011/12	0	0	0	0	750	0	750	68	0	0	750	7,8,9,12	R1,R2,R3, C1,C2,C6, C7	R
Play Pathfinder	A range of 18 projects to provide high quality, safe places to play as part of the Government's Play Pathfinder Programme.	2008/09	0	596	1,347	0	0	0	1,943	0	1,943	0	0	3	R3,C2,C7	4
Premises Improvement Programme - Family & Children	Fire compartmentation survey and remedial works	2007/08	50	10	0	0	0	0	60	5	0	0	60	7,8,9	R1, R2, R3, C1, C2, C6, C7	5
Premises Improvement Programme - St Marks	St Marks Children Home. Ground floor refurbishment	2007/08	42	5	0	0	0	0	47	4	0	0	47	7,8,9	R1, R2, R3, C1, C3, C4, C5, C6	5
Premises Improvement Programme - St Quintin	To redevelop St Quintin Family Centre to provide facilities to operate as phase 2 Children's Centre and a centre for Children with Disabilities (part replacement for the Little House).	2007/08	264	1,918	51	0	0	0	2,233	162	440	0	1,793	7,8,9	R1, R2, R3, C1, C3, C4, C5, C6	5

[✓ = Authority to spend]

FAMILY AND CHILDREN'S SERVICES

CAPITAL PROGRAMME 2009/10 - 2011/12 (£'000)

Project Title	Project Description	Start Year	Exp to 31 March 2008	2008/09	2009/10	2010/11	2011/12	Later Years	Total Cost	Full Year Revenue	External Cash Funding and Receipts	Internal Cash Funding	Corporate Funding	Capital Strategy Objectives	Borough Aims, Community	Programme Status
Primary Capital Programme	To develop the Primary School Building stock in line with Department for Children, Schools and Families priorities	2009/10	0	75 ✓	3,000	5,378	0	0	8,453	7	8,378	0	75	7,8,9,12	R1,R2,R3, C1,C2,C6, C7	3
Private, Voluntary and Independent Sector Grants	The Sure Start, Early Years and Childcare Grant (SSEYCG), previously known as the SureStart Childcare Grant, is given to each local authority to support the new phase of delivery of early years and childcare.	2008/09	0	805	805	805	0	0	2,415	0	2,415	0	0	7,8,9,12	R1,R2,R3, C1,C2,C6, C7	4
Redevelopment of Oxford Gardens Basement	Refurbishment of 36 Oxford Gardens including replacement of services.	2007/08	46	862 ✓	30	0	0	0	938	85	0	0	938	7,8,9	R1, R2, R3, C1, C3, C4, C5, C6	4
School Kitchens - Capital Works	Enables a continuous programme of improvements in School Kitchens to ensure contractual obligations are met as well ensuring the efficient provision of meals.	2008/09	0	74 ✓	0	0	0	0	74	7	0	0	74	7,8,9,12	R1, R2, R3, C1, C4, C6	R
School Kitchens - Capital Works	Enables a continuous programme of improvements in School Kitchens to ensure contractual obligations are met as well ensuring the efficient provision of meals.	2009/10	0	0	80	0	0	0	80	7	0	0	80	7,8,9,12	R1, R2, R3, C1, C4, C6	R

[✓ = Authority to spend]

FAMILY AND CHILDREN'S SERVICES

CAPITAL PROGRAMME 2009/10 - 2011/12 (£'000)

Project Title	Project Description	Start Year	Exp to 31 March 2008	2008/09	2009/10	2010/11	2011/12	Later Years	Total Cost	Full Year Revenue	External Cash Funding and Receipts	Internal Cash Funding	Corporate Funding	Capital Strategy Objectives	Borough Aims, Community	Programme Status
School Kitchens - Capital Works	Enables a continuous programme of improvements in School Kitchens to ensure contractual obligations are met as well ensuring the efficient provision of meals.	2010/11	0	0	0	84	0	0	84	7	0	0	84	7,8,9,12	R1,R2,R3,C1,C4,C6	R
School Kitchens - Capital Works	Enables a continuous programme of improvements in School Kitchens to ensure contractual obligations are met as well ensuring the efficient provision of meals.	2011/12	0	0	0	0	40	0	40	4	0	0	40	7,8,9,12	R1,R2,R3,C1,C4,C6	R
Security Review of Kensington & Chelsea Libraries	Installation of CCTV in all Branch Libraries following a recent review of security measures currently in place within the Library Service and recent Building Risk Assessments.	2008/09	0	29	0	0	0	0	29	2	0	0	29	1,7,8,9	R2,R3,C1,C3,C7	5
Special Needs Transport Vehicles	Purchase of new improved vehicles to the fleet of Special Education Needs vehicles. The intention is for Crystals to buy back the vehicle fleet when it has met the licence requirements for its team of drivers.	2008/09	0	70	0	0	0	0	70	4	0	70	0	4,8	R1,R2,C1,C4,C7	4
Special Needs Transport Vehicles	New vehicles will have improved fuel efficiency, lower exhaust emissions and provide greater passenger comfort as well as reliability. All the contrary will ensue if no vehicles are purchased	2009/10	0	0	175	175	0	0	350	32	0	0	350	4,8	R1,R2,C1,C4,C7	4

[✓ = Authority to spend]

FAMILY AND CHILDREN'S SERVICES

CAPITAL PROGRAMME 2009/10 - 2011/12 (£'000)

Project Title	Project Description	Start Year	Exp to 31 March 2008	2008/09	2009/10	2010/11	2011/12	Later Years	Total Cost	Full Year Revenue	External Cash Funding and Receipts	Internal Cash Funding	Corporate Funding	Capital Strategy Objectives	Borough Aims, Community	Programme Status
Special Schools - Capital Works	Works in special schools arising from the condition and suitability surveys undertaken during development of Asset Management Plans.	2007/08	100	50 ✓	0	0	0	0	150	14	0	0	150	4,7,8,9,12	R1, R2, R3, C1, C2, C6, C7	R
Special Schools - Capital Works	Works in special schools arising from the condition and suitability surveys undertaken during development of Asset Management Plans.	2008/09	0	100 ✓	0	0	0	0	100	9	0	0	100	4,7,8,9,12	R1, R2, R3, C1, C2, C6, C7	R
Special Schools - Capital Works	Works in special schools arising from the condition and suitability surveys undertaken during development of Asset Management Plans.	2009/10	0	0	320	0	0	0	320	29	0	0	320	4,7,8,9,12	R1, R2, R3, C1, C2, C6, C7	R
Special Schools - Capital Works	Works in special schools arising from the condition and suitability surveys undertaken during development of Asset Management Plans.	2010/11	0	0	0	150	0	0	150	14	0	0	150	4,7,8,9,12	R1,R2,R3, C1,C2,C6, C7	R
Special Schools - Capital Works	Condition works in line with Asset Management Plan	2011/12	0	0	0	0	150	0	150	14	0	0	150	4,7,8,9,12	R1,R2,R3, C1,C2,C6, C7	R

[✓ = Authority to spend]

FAMILY AND CHILDREN'S SERVICES

CAPITAL PROGRAMME 2009/10 - 2011/12 (£'000)

Project Title	Project Description	Start Year	Exp to 31 March 2008	2008/09	2009/10	2010/11	2011/12	Later Years	Total Cost	Full Year Revenue	External Cash Funding and Receipts	Internal Cash Funding	Corporate Funding	Capital Strategy Objectives	Borough Aims, Community	Programme Status
Suitability	Carlyle and THE SpaceKC	2007/08	43	77 ✓	0	0	0	0	120	5	60	0	60	8,9,12	R1, R2, R3, C1, C2, C3, C6, C7	5
Treverton Estate Playground	The project will install play and climbing equipment, a youth shelter, and a refurbished ball games area.	2008/09	0	130 ✓	0	0	0	0	130	0	130	0	0	1,8,9	R1,R2,R3, C1,C3,C7	4
Virtual Lending Library	The library service would like to reach out to existing and new customers by offering a virtual branch library (an online lending resource).	2009/10	0	0	25	20	20	0	65	6	0	0	65	1,2,4,6,8,9,10	R1,R2,R3, C2,C6,C7, C8	3
West Chelsea Development - Flashpoint	West Chelsea Development	2007/08	195	131 ✓	0	0	0	0	326	29	0	0	326	8,9,12	R1, R2, R3, C1, C2, C3, C6, C7	5
West Chelsea Development - Westfield Park	West Chelsea Development	2006/07	249	1 ✓	0	0	0	0	250	13	0	250	0	8,9,12	R1, R2, R3, C1, C2, C3, C6, C7	5

[✓ = Authority to spend]

FAMILY AND CHILDREN'S SERVICES

CAPITAL PROGRAMME 2009/10 - 2011/12 (£'000)

Project Title	Project Description	Start Year	Exp to 31 March 2008	2008/09	2009/10	2010/11	2011/12	Later Years	Total Cost	Full Year Revenue	External Cash Funding and Receipts	Internal Cash Funding	Corporate Funding	Capital Strategy Objectives	Borough Aims, Community	Programme Status
West Chelsea Development - Youth Projects	West Chelsea Development	2006/07	0	60 ✓	0	0	0	0	60	3	0	60	0	8,9,12	R1, R2, R3, C1, C2, C3, C6, C7	5
TOTALS			14,529	14,097	19,601	35,300	22,948	16,490	122,965	2,993	87,441	5,310	30,214			

BUSINESS GROUP SUMMARY OF FUNDING

Business Group/ Funding Source	Exp to 31 March 2008	2008/09	2009/10	2010/11	2011/12	Later Years	Total
Family and Children's Services	£'000	£'000	£'000	£'000	£'000	£'000	£'000
EXTERNAL FUNDING							
Earmarked Capital Receipts	0	1,756	5,660	23,076	21,219	16,040	67,751
Government Grant	792	3,943	6,708	7,407	0	0	18,850
Contributions Other	0	240	0	150	0	450	840
TOTAL	792	5,939	12,368	30,633	21,219	16,490	87,441
INTERNAL FUNDING							
Car Parking Reserve	0	70	0	0	0	0	70
Other Reserves	249	1,061	1,985	1,945	0	0	5,240
TOTAL	249	1,131	1,985	1,945	0	0	5,310
CORPORATE FUNDING							
General Resources	13,488	7,027	5,248	2,722	1,729	0	30,214
TOTAL	13,488	7,027	5,248	2,722	1,729	0	30,214
TOTAL COUNCIL FUNDING (Internal and Corporate)	13,737	8,158	7,233	4,667	1,729	0	35,524
TOTAL ALL SOURCES OF FUNDING	14,529	14,097	19,601	35,300	22,948	16,490	122,965

CAPITAL PROGRAMME 2009/10 – 2011/12
HOUSING, HEALTH AND ADULT SOCIAL CARE

[✓ = Authority to spend]

HOUSING AND HEALTH

CAPITAL PROGRAMME 2009/10 - 2011/12 (£'000)

Project Title	Project Description	Start Year	Exp to 31 March 2008	2008/09	2009/10	2010/11	2011/12	Later Years	Total Cost	Full Year Revenue	External Cash Funding and Receipts	Internal Cash Funding	Corporate Funding	Capital Strategy Objectives	Borough Aims, Community	Programme Status
Acolaid IT System	This replacement Environmental Health IT system is now being implemented with full completion expected in 2006	2003/04 or earlier	147	42 ✓	68 ✓	0	0	0	257	16	0	184	73	2,3,4,6	R1,R2, C6	5
Affordable Housing - S106	Development of affordable housing initiatives funded from S106 funding	2009/10	0	0	4,100 ✓	0	0	0	4,100	0	4,100	0	0	2,7,9,12	TBD	4
Disabled Facilities Grant	This scheme allows for resources to fund eligible works to the private stock in the Borough. Expenditure is offset by government subsidy at 60%.	2007/08	326	134 ✓	0	0	0	0	460	16	276	0	184	1,2,3,12	R1,R2,R3, C3,C5,C6	R
Disabled Facilities Grant	This scheme allows for resources to fund eligible works to the private stock in the Borough. Expenditure is offset by government subsidy at 60%.	2008/09	0	400 ✓	0	0	0	0	400	14	240	0	160	1,2,3,12	R1,R2,R3, C3,C5,C6	R
Disabled Facilities Grant	This scheme allows for resources to fund eligible works to the private stock in the Borough. Expenditure is offset by government subsidy at 60%.	2009/10	0	0	400	0	0	0	400	14	240	0	160	1,2,3,12	R1,R2,R3, C3,C5,C6	R

[✓ = Authority to spend]

HOUSING AND HEALTH

CAPITAL PROGRAMME 2009/10 - 2011/12 (£'000)

Project Title	Project Description	Start Year	Exp to 31 March 2008	2008/09	2009/10	2010/11	2011/12	Later Years	Total Cost	Full Year Revenue	External Cash Funding and Receipts	Internal Cash Funding	Corporate Funding	Capital Strategy Objectives	Borough Aims, Community	Programme Status
Disabled Facilities Grant	This scheme allows for resources to fund eligible works to the private stock in the Borough. Expenditure is offset by government subsidy at 60%.	2010/11	0	0	0	400	0	0	400	14	240	0	160	1,2,3,12	R1,R2,R3,C3,C5,C6	R
Disabled Facilities Grant	This scheme allows for resources to fund eligible works to the private stock in the Borough. Expenditure is offset by government subsidy at 60%.	2011/12	0	0	0	0	400	0	400	14	240	0	160	1,2,3,12	R1,R2,R3,C3,C5,C6	R
Elm Park Gardens	This scheme aims to develop basements to be used for social housing whilst funding the development work through the sale of some of the redeveloped basements.	2005/06	1,567	1,135 ✓	1,345 ✓	75 ✓	0	0	4,122	0	4,122	0	0	1,2,3,4,7,8,9,10,11	R1,R2,R3,C5	5
Housing Revenue Account (HRA) Capital Programme	The HRA capital programme comprises planned investment to the local authority housing stock. The programme will be managed by the arms length management organisation (ALMO).	2007/08	17,715	0	0	0	0	0	17,715	(621)	9,382	3,233	5,100	1,2,3,4,7,8,9,12	R1,R2,R3,C3,C5,C6	H
Housing Revenue Account (HRA) Capital Programme	The HRA capital programme comprises planned investment to the local authority housing stock. The programme will be managed by the arms length management organisation (ALMO).	2008/09	0	12,033 ✓	0	0	0	0	12,033	(903)	6,725	208	5,100	1,2,3,4,7,8,9,12	R1,R2,R3,C3,C5,C6	H

[✓ = Authority to spend]

HOUSING AND HEALTH

CAPITAL PROGRAMME 2009/10 - 2011/12 (£'000)

Project Title	Project Description	Start Year	Exp to 31 March 2008	2008/09	2009/10	2010/11	2011/12	Later Years	Total Cost	Full Year Revenue	External Cash Funding and Receipts	Internal Cash Funding	Corporate Funding	Capital Strategy Objectives	Borough Aims, Community	Programme Status
Housing Revenue Account (HRA) Capital Programme	The HRA capital programme comprises planned investment to the local authority housing stock. The programme will be managed by the arms length management organisation (ALMO).	2009/10	0	0	11,287	0	0	0	11,287	0	11,237	50	0	1,2,3,4,7,8,9,12	R1,R2,R3,C3,C5,C6	H
Housing Revenue Account (HRA) Capital Programme	The HRA capital programme comprises planned investment to the local authority housing stock. The programme will be managed by the arms length management organisation (ALMO).	2010/11	0	0	0	7,837	0	0	7,837	0	6,641	1,196	0	1,2,3,4,7,8,9,12	R1,R2,R3,C3,C5,C6	H
Housing Revenue Account (HRA) Capital Programme	The HRA capital programme comprises planned investment to the local authority housing stock. The programme will be managed by the arms length management organisation (ALMO).	2011/12	0	0	0	0	6,316	0	6,316	0	6,266	50	0	1,2,3,4,7,8,9,12	R1,R2,R3,C3,C5,C6	H
Lets Rent	This scheme aims to target resources at properties in accordance with the LETS RENT Strategy which, when refurbished, will become available for letting to people in housing need in the Borough.	2007/08	2	0	0	0	0	0	2	0	0	0	2	1,3,4,8,10	R1,R2,R3,C3,C5,C6	R
Lets Rent	This scheme aims to target resources at properties in accordance with the LETS RENT Strategy which, when refurbished, will become available for letting to people in housing need in the Borough.	2008/09	0	20	0	0	0	0	20	2	0	0	20	1,3,4,8,10	R1,R2,R3,C3,C5,C6	R

[✓ = Authority to spend]

HOUSING AND HEALTH

CAPITAL PROGRAMME 2009/10 - 2011/12 (£'000)

Project Title	Project Description	Start Year	Exp to 31 March 2008	2008/09	2009/10	2010/11	2011/12	Later Years	Total Cost	Full Year Revenue	External Cash Funding and Receipts	Internal Cash Funding	Corporate Funding	Capital Strategy Objectives	Borough Aims, Community	Programme Status
Lets Rent	This scheme aims to target resources at properties in accordance with the LETS RENT Strategy which, when refurbished, will become available for letting to people in housing need in the Borough.	2009/10	0	0	20	0	0	0	20	2	0	0	20	1,3,4,8,10	R1,R2,C4,C6	R
Lets Rent	This scheme aims to target resources at properties in accordance with the LETS RENT Strategy which, when refurbished, will become available for letting to people in housing need in the Borough.	2010/11	0	0	0	20	0	0	20	2	0	0	20	1,3,4,8,10	R1,R2,C4,C6	R
Lets Rent	This scheme aims to target resources at properties in accordance with the LETS RENT Strategy which, when refurbished, will become available for letting to people in housing need in the Borough.	2011/12	0	0	0	0	20	0	20	2	0	0	20	1,3,4,8,10	R1,R2,C4,C6	R
Mortuary	This jointly run facility with Westminster CC requires refurbishment. Some works have been completed. Further discussions with Westminster may involve some further works.	2008/09	0	55 ✓	0	0	0	0	55	3	0	55	0	7,9,10,12	R1,R2,C6	4
Private Sector Renewal Grants	Within the new Private Sector Renewal Strategy, provide assistance to residents to improve the energy efficiency of their homes, improve home security and alleviate unfitness and disrepair.	2007/08	98	205 ✓	0	0	0	0	303	27	0	0	303	3,4,8,9,10	R1,R2,R3,C1,C3,C5,C6	R

[✓ = Authority to spend]

HOUSING AND HEALTH

CAPITAL PROGRAMME 2009/10 - 2011/12 (£'000)

Project Title	Project Description	Start Year	Exp to 31 March 2008	2008/09	2009/10	2010/11	2011/12	Later Years	Total Cost	Full Year Revenue	External Cash Funding and Receipts	Internal Cash Funding	Corporate Funding	Capital Strategy Objectives	Borough Aims, Community	Programme Status
Private Sector Renewal Grants	Within the new Private Sector Renewal Strategy, provide assistance to residents to improve the energy efficiency of their homes, improve home security and alleviate unfitness and disrepair.	2008/09	0	430 ✓	0	0	0	0	430	39	0	0	430	3,4,8,9,10	R1,R2,R3,C1,C3,C5,C6	R
Private Sector Renewal Grants	Within the new Private Sector Renewal Strategy, provide assistance to residents to improve the energy efficiency of their homes, improve home security and alleviate unfitness and disrepair.	2009/10	0	0	430	0	0	0	430	39	0	0	430	3,4,8,9,10	R1, R2, C4, C6	R
Private Sector Renewal Grants	Within the new Private Sector Renewal Strategy, provide assistance to residents to improve the energy efficiency of their homes, improve home security and alleviate unfitness and disrepair.	2010/11	0	0	0	430	0	0	430	39	0	0	430	3,4,8,9,10	R1,R2,C4,C6	R
Private Sector Renewal Grants	Within the new Private Sector Renewal Strategy, provide assistance to residents to improve the energy efficiency of their homes, improve home security and alleviate unfitness and disrepair.	2011/12	0	0	0	0	430	0	430	39	0	0	430	3,4,8,9,10	R1,R2,C4,C6	R
Redcliffe Gardens	Development of a new build Healthy Living Centre which will be owned by St Mungos; funded by a one off capital grant to the Royal Borough from the Homelessness Directorate [Communities and Local Government]	2007/08	367	9 ✓	0	0	0	0	376	0	376	0	0	1,2,4,12	R1,R2,R3,C3,C4,C6	5

[✓ = Authority to spend]

HOUSING AND HEALTH

CAPITAL PROGRAMME 2009/10 - 2011/12 (£'000)

Project Title	Project Description	Start Year	Exp to 31 March 2008	2008/09	2009/10	2010/11	2011/12	Later Years	Total Cost	Full Year Revenue	External Cash Funding and Receipts	Internal Cash Funding	Corporate Funding	Capital Strategy Objectives	Borough Aims, Community	Programme Status
Regeneration HRA	Housing Revenue Account (HRA) Element: Regeneration projects support community development initiatives by enhancing estate security, improving tenants clubrooms and making estates more attractive places to live.	2007/08	198	78 ✓	0	0	0	0	276	3	0	0	276	1,3,4,7,8,9	R1, R2, R3, C1, C2, C3, C5, C6	R
Regeneration HRA	Housing Revenue Account (HRA) Element: Regeneration projects support community development initiatives by enhancing estate security, improving tenants clubrooms and making estates more attractive places to live.	2008/09	0	150 ✓	100 ✓	0	0	0	250	3	0	0	250	1,3,4,7,8,9	R1,R2, R3,C1,C2, C3,C5,C6	R
Regeneration HRA	Housing Revenue Account (HRA) Element: Regeneration projects support community development initiatives by enhancing estate security, improving tenants clubrooms and making estates more attractive places to live.	2009/10	0	0	150	100	0	0	250	13	0	0	250	1,3,4,7,8,9	R1,R2,R3, C3,C4,C6	R
Regeneration HRA	Housing Revenue Account (HRA) Element: Regeneration projects support community development initiatives by enhancing estate security, improving tenants clubrooms and making estates more attractive places to live.	2010/11	0	0	0	150	100	0	250	0	0	0	250	1,3,4,7,8,9	R1,R2,R3, C3,C4,C6	R
Regeneration HRA	Housing Revenue Account (HRA) Element: Regeneration projects support community development initiatives by enhancing estate security, improving tenants clubrooms and making estates more attractive places to live.	2011/12	0	0	0	0	150	100	250	0	0	0	250	1,3,4,7,8,9	R1,R2,R3, C3,C4,C6	R

[✓ = Authority to spend]

HOUSING AND HEALTH

CAPITAL PROGRAMME 2009/10 - 2011/12 (£'000)

Project Title	Project Description	Start Year	Exp to 31 March 2008	2008/09	2009/10	2010/11	2011/12	Later Years	Total Cost	Full Year Revenue	External Cash Funding and Receipts	Internal Cash Funding	Corporate Funding	Capital Strategy Objectives	Borough Aims, Community	Programme Status
Regeneration RSL	Registered Social Landlord (RSL) Element: Regeneration projects support community development initiatives by enhancing estate security, improving tenants clubrooms and making estates more attractive places to live.	2007/08	110	105 ✓	0	0	0	0	215	20	0	0	215	1,3,4,8,9	R1, R2, R3, C1, C2, C3, C5, C6	R
Regeneration RSL	Registered Social Landlord (RSL) Element: Regeneration projects support community development initiatives by enhancing estate security, improving tenants clubrooms and making estates more attractive places to live.	2008/09	0	180 ✓	35 ✓	0	0	0	215	20	0	0	215	1,3,4,8,9	R1, R2, R3, C1, C2, C3, C5, C6	R
Regeneration RSL	Registered Social Landlord (RSL) Element: Regeneration projects support community development initiatives by enhancing estate security, improving tenants clubrooms and making estates more attractive places to live.	2009/10	0	0	180	35	0	0	215	20	0	0	215	1,3,4,8,9	R1, R2, R3, C3, C4, C6	R
Regeneration RSL	Registered Social Landlord (RSL) Element: Regeneration projects support community development initiatives by enhancing estate security, improving tenants clubrooms and making estates more attractive places to live.	2010/11	0	0	0	180	35	0	215	20	0	0	215	1,3,4,8,9	R1,R2,R3, C3,C4,C6	R
Regeneration RSL	Registered Social Landlord (RSL) Element: Regeneration projects support community development initiatives by enhancing estate security, improving tenants clubrooms and making estates more attractive places to live.	2011/12	0	0	0	0	180	35	215	20	0	0	215	1,3,4,8,9	R1,R2,R3, C3,C4,C6	R

[✓ = Authority to spend]

HOUSING AND HEALTH

CAPITAL PROGRAMME 2009/10 - 2011/12 (£'000)

Project Title	Project Description	Start Year	Exp to 31 March 2008	2008/09	2009/10	2010/11	2011/12	Later Years	Total Cost	Full Year Revenue	External Cash Funding and Receipts	Internal Cash Funding	Corporate Funding	Capital Strategy Objectives	Borough Aims, Community	Programme Status
Westway Travellers Site and Stable Way	The travellers site and the access road (Stable Way) has been identified as in need of environmental improvements to improve the amenity and living conditions for travellers and tenants of the trust	2009/10	25	0	575	0	0	0	600	14	450	0	150	1,4,12	R3,R4,R5, R6	3
TOTALS			20,555	14,976	18,690	9,227	7,631	135	71,214	(1,109)	50,535	4,976	15,703			

BUSINESS GROUP SUMMARY OF FUNDING

Business Group/ Funding Source	Exp to 31 March 2008	2008/09	2009/10	2010/11	2011/12	Later Years	Total
	£'000	£'000	£'000	£'000	£'000	£'000	£'000
Housing and Health							
EXTERNAL FUNDING							
Earmarked Capital Receipts	2,030	1,135	1,345	75	0	0	4,585
HRA Major Repairs Allowance/Reserve	8,919	6,725	11,237	6,641	6,266	0	39,788
Government Grant	563	329	690	240	240	0	2,062
Contributions Other	0	0	4,100	0	0	0	4,100
TOTAL	11,512	8,189	17,372	6,956	6,506	0	50,535
INTERNAL FUNDING							
Other Reserves	3,330	213	37	1,146	0	0	4,726
Revenue Contributions	50	50	50	50	50	0	250
TOTAL	3,380	263	87	1,196	50	0	4,976
CORPORATE FUNDING							
General Resources	5,663	6,524	1,231	1,075	1,075	135	15,703
TOTAL	5,663	6,524	1,231	1,075	1,075	135	15,703
TOTAL COUNCIL FUNDING (Internal and Corporate)	9,043	6,787	1,318	2,271	1,125	135	20,679
TOTAL ALL SOURCES OF FUNDING	20,555	14,976	18,690	9,227	7,631	135	71,214

[✓ = Authority to spend]

ADULT SOCIAL CARE

CAPITAL PROGRAMME 2009/10 - 2011/12 (£'000)

Project Title	Project Description	Start Year	Exp to 31 March 2008	2008/09	2009/10	2010/11	2011/12	Later Years	Total Cost	Full Year Revenue	External Cash Funding and Receipts	Internal Cash Funding	Corporate Funding	Capital Strategy Objectives	Borough Aims, Community	Programme Status
282 Earl's Court Road - External Upgrades	Work to install double glazing and to externally decorate the adult social care offices	2007/08	0	52 ✓	1	0	0	0	53	5	0	0	53	9	R2,C4	5
Adult Social Care IT Infrastructure	Grant from the Department of Health for the development of Adult Social Care IT Infrastructure.	2008/09	0	69 ✓	72 ✓	78 ✓	0	0	219	0	219	0	0	6,8,12	C4	5
Assessment System for Community Care (ASCC)	To improve the current ASCC to reflect new business and legislative requirements	2006/07	86	40 ✓	618	50	0	0	794	60	0	298	496	6	R1,R2,C4	4
Cambridge Gardens	The development of 4 flats offering supported living accommodation to people with a learning disability.	2007/08	61	787 ✓	0	0	0	0	848	0	848	0	0	2,4,7,8,9	R1,R2,R3,C3,C4,C6	5
Chelsea Care Equity Investment	Relaunching of Chelsea Care Ltd as a local authority trading company providing social care services to the whole population of the Royal Borough and beyond.	2008/09	0	150 ✓	0	0	0	0	150	8	0	150	0	9,10	C4	5

[✓ = Authority to spend]

ADULT SOCIAL CARE

CAPITAL PROGRAMME 2009/10 - 2011/12 (£'000)

Project Title	Project Description	Start Year	Exp to 31 March 2008	2008/09	2009/10	2010/11	2011/12	Later Years	Total Cost	Full Year Revenue	External Cash Funding and Receipts	Internal Cash Funding	Corporate Funding	Capital Strategy Objectives	Borough Aims, Community	Programme Status
Day Care Review	To review current day care services	2007/08	9	11 ✓	0	0	0	0	20	1	0	20	0	1,4,8	R2,C4	5
Demolition of Edenham	Demolition of building and clearance of land	2007/08	33	115 ✓	0	0	0	0	148	13	0	0	148	4,7	R2,C4	5
Ellesmere Main Scheme	Redevelopment of site in order to meet registration standards, provide care to clients with higher dependency levels and incorporate the Gertrude Street Day Centre. The scheme is expected to be largely self funding as a result of the	2004/05	10,257	270 ✓	30 ✓	0	0	0	10,557	76	9,713	0	844	2,4,7,8,9,10,12	R1,R2,R3,C3,C4,C6	5
Fire Compartmentation Surveys and Remedial Works	Work to carry out fire compartmentation surveys and remedial works on Adult Social Care properties	2007/08	7	43 ✓	0	0	0	0	50	3	0	50	0	7,8	R2,C3	5
Grove Resource Centre Refurbishment	To refurbish the centre to enable day care to be delivered to adults with severe and enduring mental health problems in line with the plan for the modernisation of the mental health day service in the Royal Borough	2007/08	253	11 ✓	0	0	0	0	264	24	0	0	264	2,4,8,9,10,12	R1,R2,R3,C3,C4,C6	5

[✓ = Authority to spend]

ADULT SOCIAL CARE

CAPITAL PROGRAMME 2009/10 - 2011/12 (£'000)

Project Title	Project Description	Start Year	Exp to 31 March 2008	2008/09	2009/10	2010/11	2011/12	Later Years	Total Cost	Full Year Revenue	External Cash Funding and Receipts	Internal Cash Funding	Corporate Funding	Capital Strategy Objectives	Borough Aims, Community	Programme Status
Home Care Electronic Monitoring	Purchase of a system for electronic collection of home care visits data	2007/08	26	85 ✓	0	0	0	0	111	10	0	0	111	6	R2,C4	5
Person Index Phase 2	To provide some integration between the Person Index and other IT systems	2007/08	43	62 ✓	0	0	0	0	105	9	0	0	105	6	R2,C4,C6	5
Piper House - External Upgrades	Instalation of double glazing and external decorations	2007/08	0	20 ✓	0	0	0	0	20	2	0	0	20	9	R2,C4	5
Piper House Refurbishment	Complete internal remodelling to provide supported living and registered care accommodation.	2009/10	0	0	775	694	41	0	1,510	47	809	390	311	4,7,8,9,12	C4,C5,C6	3
Piper House Review	Review of future uses of Piper House	2007/08	0	21 ✓	0	0	0	0	21	1	0	21	0	7,9	R2,C4	5

[✓ = Authority to spend]

ADULT SOCIAL CARE

CAPITAL PROGRAMME 2009/10 - 2011/12 (£'000)

Project Title	Project Description	Start Year	Exp to 31 March 2008	2008/09	2009/10	2010/11	2011/12	Later Years	Total Cost	Full Year Revenue	External Cash Funding and Receipts	Internal Cash Funding	Corporate Funding	Capital Strategy Objectives	Borough Aims, Community	Programme Status
Premises Improvement Programme Adult's Services	The project comprises a variety of renewal and refurbishment projects to Social Services - Adult's premises	2008/09	0	178 ✓	0	0	0	0	178	16	0	0	178	7,8,9	R1,R2,R3,C3,C4,C6	R
Premises Improvement Programme Adult's Services	The project comprises a variety of renewal and refurbishment projects to Social Services - Adult's premises	2009/10	0	0	250	0	0	0	250	0	250	0	0	7,8,9	R1,R2,R3,C3,C4,C6	R
Premises Improvement Programme Adult's Services	The project comprises a variety of renewal and refurbishment projects to Social Services - Adult's premises	2010/11	0	0	0	250	0	0	250	23	0	0	250	7,8,9	R1,R2,R3,C3,C4,C6	R
Premises Improvement Programme Adult's Services	The project comprises a variety of renewal and refurbishment projects to Social Services - Adult's premises	2011/12	0	0	0	0	250	0	250	23	0	0	250	7,8,9	R1,R2,R3,C3,C4,C6	R
Replacement of Maintenance System Controls at EPIC	Works to ensure heating and ventilation systems failures can be avoided at The Westway Centre Epics.	2007/08	3	82 ✓	3	0	0	0	88	8	0	0	88	9	R2,C4	5

[✓ = Authority to spend]

ADULT SOCIAL CARE

CAPITAL PROGRAMME 2009/10 - 2011/12 (£'000)

Project Title	Project Description	Start Year	Exp to 31 March 2008	2008/09	2009/10	2010/11	2011/12	Later Years	Total Cost	Full Year Revenue	External Cash Funding and Receipts	Internal Cash Funding	Corporate Funding	Capital Strategy Objectives	Borough Aims, Community	Programme Status
Services on the Web	Provision of on-line assessments and service delivery data via the web and Digital TV	2008/09	0	60 ✓	0	0	0	0	60	5	0	0	60	6	R1, R2, R3, C4, C6	4
Thamesbrook Air Conditioning	To install air containing at Thamesbrook Home for Older People	2006/07	69	82 ✓	5	0	0	0	156	14	0	0	156	8,9	R1, R2, R3	5
TOTALS			10,847	2,138	1,754	1,072	291	0	16,102	348	11,839	929	3,334			

BUSINESS GROUP SUMMARY OF FUNDING

Business Group/ Funding Source	Exp to 31 March 2008	2008/09	2009/10	2010/11	2011/12	Later Years	Total
Adult Social Care	£'000	£'000	£'000	£'000	£'000	£'000	£'000
EXTERNAL FUNDING							
Earmarked Capital Receipts	8,607	0	0	0	0	0	8,607
Government Grant	0	69	72	78	0	0	219
Contributions Other	867	1,057	739	350	0	0	3,013
TOTAL	9,474	1,126	811	428	0	0	11,839
INTERNAL FUNDING							
Other Reserves	61	225	569	74	0	0	929
TOTAL	61	225	569	74	0	0	929
CORPORATE FUNDING							
General Resources	1,312	787	374	570	291	0	3,334
TOTAL	1,312	787	374	570	291	0	3,334
TOTAL COUNCIL FUNDING (Internal and Corporate)	1,373	1,012	943	644	291	0	4,263
TOTAL ALL SOURCES OF FUNDING	10,847	2,138	1,754	1,072	291	0	16,102

CAPITAL PROGRAMME 2009/10 – 2011/12
PLANNING AND BOROUGH DEVELOPMENT

[✓ = Authority to spend]

PLANNING AND BOROUGH DEVELOPMENT

CAPITAL PROGRAMME 2009/10 - 2011/12 (£'000)

Project Title	Project Description	Start Year	Exp to 31 March 2008	2008/09	2009/10	2010/11	2011/12	Later Years	Total Cost	Full Year Revenue	External Cash Funding and Receipts	Internal Cash Funding	Corporate Funding	Capital Strategy Objectives	Borough Aims, Community	Programme Status
Kiosks	A newspaper kiosk has been designed to be used in four locations around the Borough. Two kiosks will be on site in 2008/09 and the remainder in the following two years.	2006/07	97	73 ✓	10 ✓	15 ✓	0	0	195	15	0	75	120	1,12	R1,R3,C1,C2,C6	5
Local Enhancement Schemes	A number of local enhancement schemes have been identified in the various Conservation Area Proposal Statements e.g. railings and mews arches.	2008/09	0	25 ✓	25	50	50	0	150	8	0	150	0	1	R1,R3,C1,C3,C6	R
Public Art	Public Art commissioned by the Art Advisory Panel and funded from S106 contributions from developers	2009/10	0	0	70	75	75	0	220	0	220	0	0	1,2,12	R3,C1,C2,C8	4
Shop Front Grants	Grants to be given to shopkeepers to improve their shop fronts following the recommendations of the Retail Commission.	2009/10	0	0	50	50	50	0	150	8	0	150	0	1,12	R3,C8	4
TOTALS			97	98	155	190	175	0	715	31	220	375	120			

BUSINESS GROUP SUMMARY OF FUNDING

Business Group/ Funding Source	Exp to 31 March 2008	2008/09	2009/10	2010/11	2011/12	Later Years	Total
Planning and Borough Development	£'000	£'000	£'000	£'000	£'000	£'000	£'000
EXTERNAL FUNDING							
Contributions Other	0	0	70	75	75	0	220
TOTAL	0	0	70	75	75	0	220
INTERNAL FUNDING							
Car Parking Reserve	4	46	85	115	100	0	350
Other Reserves	0	25	0	0	0	0	25
TOTAL	4	71	85	115	100	0	375
CORPORATE FUNDING							
General Resources	93	27	0	0	0	0	120
TOTAL	93	27	0	0	0	0	120
TOTAL COUNCIL FUNDING (Internal and Corporate)	97	98	85	115	100	0	495
TOTAL ALL SOURCES OF FUNDING	97	98	155	190	175	0	715

CAPITAL PROGRAMME 2009/10 – 2011/12

TRANSPORT, ENVIRONMENT AND LEISURE SERVICES

[✓ = Authority to spend]

TRANSPORT, ENVIRONMENT AND LEISURE SERVICES

CAPITAL PROGRAMME 2009/10 - 2011/12 (£'000)

Project Title	Project Description	Start Year	Exp to 31 March 2008	2008/09	2009/10	2010/11	2011/12	Later Years	Total Cost	Full Year Revenue	External Cash Funding and Receipts	Internal Cash Funding	Corporate Funding	Capital Strategy Objectives	Borough Aims, Community	Programme Status
Albert Bridge Major Structural Repairs	Major structural repairs will be necessary to maintain the bridge as a vehicular crossing. It is anticipated that TfL will bear the cost of these works. The Borough will bear the repainting and relighting costs.	2009/10	0	0	1,910	4,675	825	0	7,410	71	5,990	1,420	0	1,5,12	R3,C1	4
Albert Bridge Strengthening Design Fees	Design fees for the Albert Bridge Major Structural Repairs project.	2008/09	97	205 ✓	0	0	0	0	302	0	302	0	0	1,5,12	R3, C1	5
Art Acquisition of Leighton's Clytie Painting	Acquisition by Leighton House Museum of the painting Clytie by Frederic, Lord Leighton	2008/09	0	420 ✓	0	0	0	0	420	1	402	18	0	1	R3,C2	5
Bevington Road Public Conveniences	Refurbish Bevington Road Public toilets to ensure they are not only fit for purpose but also provide a quality facility for members of the public in line with RBKC's excellent status.	2010/11	0	0	0	120	0	0	120	11	0	0	120	1,7	R3, C1	3
Brompton Cemetery Infrastructure	Safety and Improvement works to Brompton Cemetery. If the Royal Borough became responsible for this site initial surveys suggest that £8.8m capital investment would be required. The works could be phased over 10 years.	2010/11	0	0	0	1,820	1,600	5,350	8,770	1,125	0	0	8,770	1,2,7	R3,C1,C2, C6	3

[✓ = Authority to spend]

TRANSPORT, ENVIRONMENT AND LEISURE SERVICES

CAPITAL PROGRAMME 2009/10 - 2011/12 (£'000)

Project Title	Project Description	Start Year	Exp to 31 March 2008	2008/09	2009/10	2010/11	2011/12	Later Years	Total Cost	Full Year Revenue	External Cash Funding and Receipts	Internal Cash Funding	Corporate Funding	Capital Strategy Objectives	Borough Aims, Community	Programme Status
Bus Priority - TfL	Transport for London (TfL) will fund some studies, reviews and works relating to bus priorities.	2008/09	0	50	0	0	0	0	50	0	50	0	0	1,5,9,12	R1,R2,R3,C1,C3,C6,C8	R
Bus Stop Accessibility -TfL	This rolling programme, subject to Transport for London (TfL) funding, is to ensure bus stop layout and design meet pedestrian and bus priority needs and improve the streetscape.	2008/09	0	25 ✓	0	0	0	0	25	0	25	0	0	1,5,9,12	R1,R2,R3,C1,C3,C5,C6	R
Bus Stop Accessibility -TfL	This rolling programme, subject to Transport for London (TfL) funding, is to ensure bus stop layout and design meet pedestrian and bus priority needs and improve the streetscape.	2009/10	0	0	20 ✓	0	0	0	20	0	20	0	0	1,5,9,12	R1,R2,R3,C1,C3,C5,C6	R
Bus Stop Accessibility -TfL	This rolling programme, subject to Transport for London (TfL) funding, is to ensure bus stop layout and design meet pedestrian and bus priority needs and improve the streetscape.	2010/11	0	0	0	20	0	0	20	0	20	0	0	1,5,9,12	R1,R2,R3,C1,C3,C5,C6	R
Bus Stop Accessibility -TfL	This rolling programme, subject to Transport for London (TfL) funding, is to ensure bus stop layout and design meet pedestrian and bus priority needs and improve the streetscape.	2011/12	0	0	0	0	20	0	20	0	20	0	0	1,5,9,12	R1,R2,R3,C1,C3,C5,C6	R

[✓ = Authority to spend]

TRANSPORT, ENVIRONMENT AND LEISURE SERVICES

CAPITAL PROGRAMME 2009/10 - 2011/12 (£'000)

Project Title	Project Description	Start Year	Exp to 31 March 2008	2008/09	2009/10	2010/11	2011/12	Later Years	Total Cost	Full Year Revenue	External Cash Funding and Receipts	Internal Cash Funding	Corporate Funding	Capital Strategy Objectives	Borough Aims, Community	Programme Status
CCTV Fixed Camera Replacement	The existing stock of 60 fixed CCTV cameras is nearing the end of its useful life, and each camera must be replaced if the level of existing coverage is to be sustained.	2009/10	0	0	200	200	0	0	400	20	0	400	0	1,6	R2,C3	3
Cycling - TfL	This Local Implementation Plan rolling programme funded by Transport for London (TfL) is for promotion and provision of bicycle training and parking facilities in existing developments including housing, popular destinations	2008/09	0	100 ✓	0	0	0	0	100	0	100	0	0	1,5,9,12	R1,R2,R3, C1,C2,C3, C4,C6	R
Cycling - TfL	This Local Implementation Plan rolling programme funded by Transport for London (TfL) is for promotion and provision of bicycle training and parking facilities in existing developments including housing, popular destinations	2009/10	0	0	100 ✓	0	0	0	100	0	100	0	0	1,5,9,12	R1,R2,R3, C1,C2,C3, C4,C6	R
Cycling - TfL	This Local Implementation Plan rolling programme funded by Transport for London (TfL) is for promotion and provision of bicycle training and parking facilities in existing developments including housing, popular destinations	2010/11	0	0	0	100	0	0	100	0	100	0	0	1,5,9,12	R1,R2,R3, C1,C2,C3, C4,C6	R
Cycling - TfL	This Local Implementation Plan rolling programme funded by Transport for London (TfL) is for promotion and provision of bicycle training and parking facilities in existing developments including housing, popular destinations	2011/12	0	0	0	0	100	0	100	0	100	0	0	1,5,9,12	R1,R2,R3, C1,C2,C3, C4,C6	R

[✓ = Authority to spend]

TRANSPORT, ENVIRONMENT AND LEISURE SERVICES

CAPITAL PROGRAMME 2009/10 - 2011/12 (£'000)

Project Title	Project Description	Start Year	Exp to 31 March 2008	2008/09	2009/10	2010/11	2011/12	Later Years	Total Cost	Full Year Revenue	External Cash Funding and Receipts	Internal Cash Funding	Corporate Funding	Capital Strategy Objectives	Borough Aims, Community	Programme Status
Disability Discrimination Act Works - Leisure	Planned programme of essential & desirable Disability and Discrimination Act works to meet legislative requirements and to increase accessibility to parks, leisure centres and cemeteries for people with disabilities.	2008/09	0	289 ✓	74 ✓	0	0	0	363	33	0	0	363	1,4,7,8	R1,R2,R3, C1,C2,C4, C6	R
Disability Discrimination Act Works - Leisure	Planned programme of essential & desirable Disability and Discrimination Act works to meet legislative requirements and to increase accessibility to parks, leisure centres and cemeteries for people with disabilities.	2010/11	0	0	0	117	0	0	117	11	0	0	117	1,4,7,8	R1,R2,R3, C1,C2,C4, C6	R
Disability Discrimination Act Works - Leisure	Planned Programme of essential & desirable Disability and Discrimination Act works to meet legislative requirements and to increase accessibility to parks, and cemeteries for people with disabilities.	2011/12	0	0	0	0	86	0	86	7	0	0	86	1,4,7,8	R1,R2,R3, C1,C2,C4, C6	R
Disability Discrimination Act Works - Leisure	Planned Programme of essential & desirable Disability and Discrimination Act works to meet legislative requirements and to increase accessibility to parks, and cemeteries for people with disabilities.	2012/13	0	0	0	0	0	71	71	7	0	0	71	1,4,7,8	R1,R2,R3, C1,C2,C4, C6	R
Exhibition Road - Design, PR and Research	The cost of design, Public Relations and the research and monitoring of pedestrian and traffic movement are included in this part of the project.	2003/04 or earlier	1,993	220 ✓	180 ✓	120	30	0	2,543	64	1,255	1,288	0	1,2,4,5,9,12	R1,R2,R3, C1,C2,C3, C5,C6,C7, C8	5

[✓ = Authority to spend]

TRANSPORT, ENVIRONMENT AND LEISURE SERVICES

CAPITAL PROGRAMME 2009/10 - 2011/12 (£'000)

Project Title	Project Description	Start Year	Exp to 31 March 2008	2008/09	2009/10	2010/11	2011/12	Later Years	Total Cost	Full Year Revenue	External Cash Funding and Receipts	Internal Cash Funding	Corporate Funding	Capital Strategy Objectives	Borough Aims, Community	Programme Status
Exhibition Road - Stage 1	The proposal is to make Thurloe Place two-way west of Exhibition Road and to 'unravel' the existing one-way system south of South Kensington underground station.	2007/08	1,358	2,440 ✓	2,790 ✓	685	0	0	7,273	248	2,310	4,963	0	1,2,4,5,9,12	R1,R2,R3, C1,C2,C3, C6,C7,C8	5
Exhibition Road - Stage 2 Kensington	The main element of this scheme is the introduction of the single surface treatment of Exhibition Road between Thurloe Place and Imperial College Road.	2008/09	0	500 ✓	3,570	5,940	3,360	560	13,930	346	7,015	6,915	0	1,2,4,5,9,12	R1,R2,R3, C1,C2,C3, C5,C6,C7, C8	4
FINAL ACCOUNTS	Consolidation of 2008/09 final accounts	2008/09	0	242 ✓	0	0	0	0	242	14	33	104	105	N/A	N/A	5
Hans Crescent	A pedestrian scheme with S106 and Royal Borough funding has been agreed for 2009.	2006/07	215	500 ✓	585 ✓	0	0	0	1,300	30	700	600	0	1,5,8,9,12	R1,R2,R3, C1,C2,C3, C6,C8	5
Hans Road / Basil Street Junction	Creation of a shared space at the junction of Hans Road and Basil Street	2008/09	0	100 ✓	650 ✓	300	0	0	1,050	20	650	400	0	1,5,8,9,12	R1,R2,R3, C1,C2,C3, C6,C8	3

[✓ = Authority to spend]

TRANSPORT, ENVIRONMENT AND LEISURE SERVICES

CAPITAL PROGRAMME 2009/10 - 2011/12 (£'000)

Project Title	Project Description	Start Year	Exp to 31 March 2008	2008/09	2009/10	2010/11	2011/12	Later Years	Total Cost	Full Year Revenue	External Cash Funding and Receipts	Internal Cash Funding	Corporate Funding	Capital Strategy Objectives	Borough Aims, Community	Programme Status
Hanwell Cemetery - New Toilets	Replacement of two dilapidated toilet blocks with single new and accessible toilet block and appropriate staff shelter.	2009/10	0	0	135	15	0	0	150	14	0	0	150	1,4,7,8,9	R1,R2,R3,C2,C6	3
Holland House Essential Repairs to Listed Building	Works have been approved to conserve and make safe the existing Holland House structure to take the building off the "at risk" register.	2006/07	35	178 ✓	0	0	0	0	213	17	0	70	143	1,7,8,9	R1,R2,R3,C1,C2	5
Holland Park North Wall	This proposal is to stabilise the existing historic retaining wall, bank and land, including foundations to Ireton Lodge.	2008/09	14	60 ✓	256 ✓	0	0	0	330	17	0	330	0	1,7,8,9	R3,C1,C2,C3	5
Holland Park Tennis Courts	The project is to replace the fencing and the four tennis courts at Holland Park.	2010/11	0	0	0	220	0	0	220	20	0	0	220	1,7,10	R1,R3,C1,C2	3
Imperial Wharf Station	Contribution to the funding package for a railway station at Imperial Wharf	2009/10	0	0	650 ✓	0	0	0	650	33	0	650	0	1,5,12	R1,R2,R3,C1	5

[✓ = Authority to spend]

TRANSPORT, ENVIRONMENT AND LEISURE SERVICES

CAPITAL PROGRAMME 2009/10 - 2011/12 (£'000)

Project Title	Project Description	Start Year	Exp to 31 March 2008	2008/09	2009/10	2010/11	2011/12	Later Years	Total Cost	Full Year Revenue	External Cash Funding and Receipts	Internal Cash Funding	Corporate Funding	Capital Strategy Objectives	Borough Aims, Community	Programme Status
Kensington Memorial Park Tennis Courts	The project is to replace the fencing and the three tennis courts at Kensington Memorial Park.	2009/10	0	0	185	0	0	0	185	16	0	0	185	1,7,10	R3,C1,C2	3
Ladbroke Grove Environmental Improvements	To implement remedial measures to reduce the number of Personal Injury Accidents (PIA's) occurring and to improve the environment.	2010/11	0	0	0	700	850	350	1,900	95	0	1,900	0	1,3,6,9	R3,C1	3
Leighton House Museum Phase 2	A comprehensive programme of works driven by the need to renew and upgrade electrical and mechanical services within this building of national importance, carry out a series of repairs and restore the historic interiors	2008/09	0	350	1,274	0	0	0	1,624	146	0	0	1,624	1,3,6,7,8,9	R2,R3,C1,C2,C6,C7	5
Little Wormwood Scrubs Development - Phase 1	Landscaping and improvement works to Little Wormwood Scrubs. These are capital works required to bring the site up to an acceptable standard if the Royal Borough became responsible for the management.	2009/10	0	0	600	0	0	0	600	54	0	0	600	1,2,7	R3,C1,C2,C3	3
Local Area Accessibility - TfL	A Transport for London (TfL) grant may be received to promote accessibility initiatives.	2008/09	0	100	0	0	0	0	100	0	100	0	0	1,5,9,12	R1,R2,R3,C1,C3,C5,C6	R

[✓ = Authority to spend]

TRANSPORT, ENVIRONMENT AND LEISURE SERVICES

CAPITAL PROGRAMME 2009/10 - 2011/12 (£'000)

Project Title	Project Description	Start Year	Exp to 31 March 2008	2008/09	2009/10	2010/11	2011/12	Later Years	Total Cost	Full Year Revenue	External Cash Funding and Receipts	Internal Cash Funding	Corporate Funding	Capital Strategy Objectives	Borough Aims, Community	Programme Status
Local Area Accessibility - TfL	A Transport for London (TfL) grant may be received to promote accessibility initiatives.	2009/10	0	0	80	0	0	0	80	0	80	0	0	1,5,9,12	R1,R2,R3,C1,C3,C5,C6	R
Local Area Accessibility - TfL	A Transport for London (TfL) grant may be received to promote accessibility initiatives.	2010/11	0	0	0	80	0	0	80	0	80	0	0	1,5,9,12	R1,R2,R3,C1,C5,C6	R
Local Area Accessibility - TfL	A Transport for London (TfL) grant may be received to promote accessibility initiatives.	2011/12	0	0	0	0	80	0	80	0	80	0	0	1,5,9,12	R1,R2,R3,C1,C5,C6	R
North Kensington Environment Project	Ten small to medium environmental improvement schemes have been identified in North Kensington to transform neglected sites, as part of the North Kensington Environment Project.	2008/09	0	245	0	0	0	0	245	12	0	245	0	1,3,6,7,9	R3,C1,C2,C3,C5,C6	R
North Kensington Environmental Project	A rolling programme to identify and implement environmental and community engagement initiatives in North Kensington, as part of the North Kensington Environment Project.	2009/10	0	0	200	0	0	0	200	18	0	0	200	1,3,6,7,9	R3,C1,C2,C3,C5,C6	R

[✓ = Authority to spend]

TRANSPORT, ENVIRONMENT AND LEISURE SERVICES

CAPITAL PROGRAMME 2009/10 - 2011/12 (£'000)

Project Title	Project Description	Start Year	Exp to 31 March 2008	2008/09	2009/10	2010/11	2011/12	Later Years	Total Cost	Full Year Revenue	External Cash Funding and Receipts	Internal Cash Funding	Corporate Funding	Capital Strategy Objectives	Borough Aims, Community	Programme Status
North Kensington Environmental Project	A rolling programme to identify and implement environmental and community engagement initiatives in North Kensington, as part of the North Kensington Environment Project.	2010/11	0	0	0	200	0	0	200	18	0	0	200	1,3,6,7,9	R3,C1,C2,C3,C5,C6	R
North Kensington Environmental Project	A rolling programme to identify and implement environmental and community engagement initiatives in North Kensington, as part of the North Kensington Environment Project.	2011/12	0	0	0	0	200	0	200	18	0	0	200	1,3,6,7,9	R3,C1,C2,C3,C5,C6	R
Old Brompton Road	This scheme is to repave and relight the area between Queensgate and Glendower Place should proposals for Exhibition Road and South Kensington exclude this area. It is eligible for Car Parking Reserve funding.	2009/10	0	0	55	270	0	0	325	16	0	325	0	1,2,5,9	R1,R2,R3,C1,C3	3
Parks Strategy and Development Plan	This proposal is for a strategy and capital investment plan covering all parks over a 10 year period.	2009/10	0	0	625	0	0	0	625	31	0	625	0	1,7,8,9,10,12	R1,R2,R3,C1,C2,C3,C4,C5,C6,C7,C8	R
Parks Strategy and Development Plan	This proposal is for a strategy and capital investment plan covering all parks over a 10 year period.	2010/11	0	0	0	650	0	0	650	33	0	650	0	1,7,8,9,10,12	R1,R2,R3,C1,C2,C3,C4,C5,C6,C7,C8	R

[✓ = Authority to spend]

TRANSPORT, ENVIRONMENT AND LEISURE SERVICES

CAPITAL PROGRAMME 2009/10 - 2011/12 (£'000)

Project Title	Project Description	Start Year	Exp to 31 March 2008	2008/09	2009/10	2010/11	2011/12	Later Years	Total Cost	Full Year Revenue	External Cash Funding and Receipts	Internal Cash Funding	Corporate Funding	Capital Strategy Objectives	Borough Aims, Community	Programme Status
Parks Strategy and Development Plan	This proposal is for a strategy and capital investment plan covering all parks over a 10 year period.	2011/12	0	0	0	0	675	0	675	34	0	675	0	1,7,8,9,10,12	R1,R2,R3,C1,C2,C3,C4,C5,C6,C7,C8	R
Pembroke Road Northside Garages	This proposal is to replace the existing accommodation which is no longer fit for the purpose and to look at enhancing the space to take both Council and contract staff so that space at Pembroke Road can be used for alternative purposes.	2008/09	0	75	200	0	0	0	275	25	0	0	275	7,8,9	R2,R3,C1,C6	3
Portobello Rd Electricity Supply to Market Traders	To ensure that market traders working in the northern stretch of Portobello Road have access to an electricity supply.	2009/10	0	0	400	0	0	0	400	34	0	40	360	12	R2,C1,C8	3
Rebuilding Denyer Street Depot	This building was in poor condition. The existing prefabricated building has been replaced with a new structure to give a 5 year life.	2006/07	122	149	0	0	0	0	271	21	40	6	225	7,8,9	R2,R3,C1,C6	5
School Travel Plans and Travel Awareness - TfL	This is a rolling programme in the Local Implementation Plan funded by Transport for London (TfL). The actual programme is adjusted in line with any grant awards made.	2008/09	0	80	0	0	0	0	80	0	80	0	0	1,5,9,12	R1,R2,R3,C1,C3,C4,C6,C7	R

[✓ = Authority to spend]

TRANSPORT, ENVIRONMENT AND LEISURE SERVICES

CAPITAL PROGRAMME 2009/10 - 2011/12 (£'000)

Project Title	Project Description	Start Year	Exp to 31 March 2008	2008/09	2009/10	2010/11	2011/12	Later Years	Total Cost	Full Year Revenue	External Cash Funding and Receipts	Internal Cash Funding	Corporate Funding	Capital Strategy Objectives	Borough Aims, Community	Programme Status
School Travel Plans and Travel Awareness - TfL	This is a rolling programme in the Local Implementation Plan funded by Transport for London (TfL). The actual programme is adjusted in line with any grant awards made.	2009/10	0	0	100 ✓	0	0	0	100	0	100	0	0	1,5,9,12	R1,R2,R3,C1,C3,C4,C6,C7	R
School Travel Plans and Travel Awareness - TfL	This is a rolling programme in the Local Implementation Plan funded by Transport for London (TfL). The actual programme is adjusted in line with any grant awards made.	2010/11	0	0	0	80	0	0	80	0	80	0	0	1,5,9,12	R1,R2,R3,C1,C3,C4,C6,C7	R
School Travel Plans and Travel Awareness - TfL	This is a rolling programme in the Local Implementation Plan funded by Transport for London (TfL). The actual programme is adjusted in line with any grant awards made.	2011/12	0	0	0	0	80	0	80	0	80	0	0	1,5,9,12	R1,R2,R3,C1,C3,C4,C6,C7	R
Sports Centres Planned Refurbishment Programme	This project is for the replacement of plant, electrical installations and alarm systems at the sports centres.	2008/09	0	575 ✓	0	0	0	0	575	52	0	0	575	1,7,8,9,10	R1,R2,R3,C1,C2,C6	R
Sports Centres Planned Refurbishment Programme	This project is for the replacement of plant, electrical installations and alarm systems at the sports centres.	2009/10	0	0	1,205 ✓	0	0	0	1,205	108	0	0	1,205	1,7,8,9,10	R1,R2,R3,C1,C2,C6	R

[✓ = Authority to spend]

TRANSPORT, ENVIRONMENT AND LEISURE SERVICES

CAPITAL PROGRAMME 2009/10 - 2011/12 (£'000)

Project Title	Project Description	Start Year	Exp to 31 March 2008	2008/09	2009/10	2010/11	2011/12	Later Years	Total Cost	Full Year Revenue	External Cash Funding and Receipts	Internal Cash Funding	Corporate Funding	Capital Strategy Objectives	Borough Aims, Community	Programme Status
Sports Centres Planned Refurbishment Programme	To carry out additional works that were not included in the original Sports Centres Planned Maintenance Programme (2005/10) but where a latent need has been identified following recent Customer Satisfaction surveys.	2010/11	0	0	0	173	0	0	173	16	0	0	173	1,7,8,9,10	R1,R2,R3, C1,C2,C6	R
Sports Centres Planned Refurbishment Programme	To carry out additional works that were not included in the original Sports Centres Planned Maintenance Programme (2005/10) but where a latent need has been identified following recent Customer Satisfaction surveys.	2011/12	0	0	0	0	145	0	145	13	0	0	145	1,7,8,9,10	R1,R2,R3, C1,C2,C6	R
St Lukes Gardens	This project due for completion in 2009 is to renew the children's playground, provide three multi-use games areas floodlighting, changing rooms and toilet facilities. Formerly known as St Lukes Playground and Multi-Use Games Areas.	2007/08	184	2,020 ✓	137 ✓	0	0	0	2,341	176	0	863	1,478	1,2,7,8,9,10	R1,R2,R3, C1,C2,C3, C4,C6	5
Stanley Bridge	This scheme is for the painting the steel substructure of the bridge.	2005/06	9	10 ✓	77	0	0	0	96	2	48	48	0	1,5,8,9,12	R1,R2,R3, C1,C6	4
Street Scene Improvements - Boroughwide Programme	This bid is to extend the programme across the remainder of the Borough. It is shown as a rolling programme and would cost approximately £10 million over a ten or more year life span. Expenditure is eligible for Car Parking Reserve funding.	2008/09	0	300 ✓	0	0	0	0	300	15	0	300	0	1,2,4,5,9	R1,R2,R3, C1,C5,C6, C8	R

[✓ = Authority to spend]

TRANSPORT, ENVIRONMENT AND LEISURE SERVICES

CAPITAL PROGRAMME 2009/10 - 2011/12 (£'000)

Project Title	Project Description	Start Year	Exp to 31 March 2008	2008/09	2009/10	2010/11	2011/12	Later Years	Total Cost	Full Year Revenue	External Cash Funding and Receipts	Internal Cash Funding	Corporate Funding	Capital Strategy Objectives	Borough Aims, Community	Programme Status
Street Scene Improvements - Boroughwide Programme	This bid is to extend the programme across the remainder of the Borough. It is shown as a rolling programme and would cost approximately £10 million over a ten or more year life span. Expenditure is eligible for Car Parking Reserve funding.	2009/10	0	0	750 ✓	0	0	0	750	38	0	750	0	1,2,4,5,9	R1,R2,R3,C1,C5,C6,C8	R
Street Scene Improvements - Boroughwide Programme	This bid is to extend the programme across the remainder of the Borough. It is shown as a rolling programme and would cost approximately £10 million over a ten or more year life span. Expenditure is eligible for Car Parking	2010/11	0	0	0	800	0	0	800	40	0	800	0	1,2,4,5,9	R1,R2,R3,C1,C5,C6,C8	R
Street Scene Improvements - Boroughwide Programme	This bid is to extend the programme across the remainder of the Borough. It is shown as a rolling programme and would cost approximately £10 million over a ten or more year life span. Expenditure is eligible for Car Parking	2011/12	0	0	0	0	800	0	800	40	0	800	0	1,2,4,5,9	R1,R2,R3,C1,C5,C6,C8	R
Structural Maintenance of Roads - TfL	This is a rolling programme in the Local Implementation Plan. The programme will proceed from existing budgets with any Transport for London (TfL) award reducing the call on revenue funding drawn from the Car Parking Reserve.	2008/09	0	92 ✓	0	0	0	0	92	0	92	0	0	1,5,9,12	R1,R2,3,C1,C3,C6,C8	R
Structural Maintenance of Roads - TfL	This is a rolling programme in the Local Implementation Plan. The programme will proceed from existing budgets with any Transport for London (TfL) award reducing the call on revenue funding drawn from the Car Parking Reserve.	2009/10	0	0	200 ✓	0	0	0	200	0	200	0	0	1,5,9,12	R1,R2,R3,C1,C3,C6,C8	R

[✓ = Authority to spend]

TRANSPORT, ENVIRONMENT AND LEISURE SERVICES

CAPITAL PROGRAMME 2009/10 - 2011/12 (£'000)

Project Title	Project Description	Start Year	Exp to 31 March 2008	2008/09	2009/10	2010/11	2011/12	Later Years	Total Cost	Full Year Revenue	External Cash Funding and Receipts	Internal Cash Funding	Corporate Funding	Capital Strategy Objectives	Borough Aims, Community	Programme Status
Structural Maintenance of Roads - TfL	This is a rolling programme in the Local Implementation Plan. The programme will proceed from existing budgets with any Transport for London (TfL) award reducing the call on revenue funding drawn from the Car Parking Reserve.	2010/11	0	0	0	100	0	0	100	0	100	0	0	1,5,9,12	R1,R2,R3,C1,C3,C6,C8	R
Structural Maintenance of Roads - TfL	This is a rolling programme in the Local Implementation Plan. The programme will proceed from existing budgets with any Transport for London (TfL) award reducing the call on revenue funding drawn from the Car Parking Reserve.	2011/12	0	0	0	0	100	0	100	0	100	0	0	1,5,9,12	R1,R2,R3,C1,C3,C6,C8	R
Talbot Road Public Convenience Refurbishment	To rectify any structural defects in Talbot Road public conveniences and refurbish them to a high standard, consistent with their Edwardian origin.	2009/10	0	0	350	0	0	0	350	23	100	0	250	1,7,12	R1,R3,C1,C8	3
Transport Action Plans - TfL Funded	This rolling programme of road safety and environmental measures is for specific schemes that Transport for London (TfL) will agree to fund. An indicative allocation is received each year but grant is only given when	2008/09	0	100 ✓	0	0	0	0	100	0	100	0	0	1,4,5,6,8,9,12	R2,C1	R
Transport Action Plans - TfL Funded	This rolling programme of road safety and environmental measures is for specific schemes that Transport for London (TfL) will agree to fund. An indicative allocation is received each year but grant is only given when	2009/10	0	0	200 ✓	0	0	0	200	0	200	0	0	1,4,5,6,8,9,12	R2,C1	R

[✓ = Authority to spend]

TRANSPORT, ENVIRONMENT AND LEISURE SERVICES

CAPITAL PROGRAMME 2009/10 - 2011/12 (£'000)

Project Title	Project Description	Start Year	Exp to 31 March 2008	2008/09	2009/10	2010/11	2011/12	Later Years	Total Cost	Full Year Revenue	External Cash Funding and Receipts	Internal Cash Funding	Corporate Funding	Capital Strategy Objectives	Borough Aims, Community	Programme Status
Transport Action Plans - TfL Funded	This rolling programme of road safety and environmental measures is for specific schemes that Transport for London (TfL) will agree to fund. An indicative allocation is received each year but grant is only given when	2010/11	0	0	0	100	0	0	100	0	100	0	0	1,4,5,6,8,9,12	R2, C1	R
Transport Action Plans - TfL Funded	This rolling programme of road safety and environmental measures is for specific schemes that Transport for London (TfL) will agree to fund. An indicative allocation is received each year but grant is only given when	2011/12	0	0	0	0	100	0	100	0	100	0	0	1,4,5,6,8,9,12	R2,C1	R
Transport Action Plans -Car Parking Reserve Funded	This rolling programme budget, funded from the Car Parking Reserve, is for general schemes that the Council wishes to implement but will not attract Transport for London funding.	2008/09	0	350 ✓	0	0	0	0	350	17	20	330	0	1,4,5,6,8,9	R2,C1	R
Transport Action Plans -Car Parking Reserve Funded	This rolling programme budget, funded from the Car Parking Reserve, is for general schemes that the Council wishes to implement but will not attract Transport for London funding.	2009/10	0	0	400 ✓	0	0	0	400	20	0	400	0	1,4,5,6,8,9	R2,C1	R
Transport Action Plans -Car Parking Reserve Funded	This rolling programme budget, funded from the Car Parking Reserve, is for general schemes that the Council wishes to implement but will not attract Transport for London funding.	2010/11	0	0	0	400	0	0	400	20	0	400	0	1,4,5,6,8,9	R2,C1	R

[✓ = Authority to spend]

TRANSPORT, ENVIRONMENT AND LEISURE SERVICES

CAPITAL PROGRAMME 2009/10 - 2011/12 (£'000)

Project Title	Project Description	Start Year	Exp to 31 March 2008	2008/09	2009/10	2010/11	2011/12	Later Years	Total Cost	Full Year Revenue	External Cash Funding and Receipts	Internal Cash Funding	Corporate Funding	Capital Strategy Objectives	Borough Aims, Community	Programme Status
Transport Action Plans -Car Parking Reserve Funded	This rolling programme budget, funded from the Car Parking Reserve, is for general schemes that the Council wishes to implement but will not attract Transport for London funding.	2011/12	0	0	0	0	400	0	400	20	0	400	0	1,4,5,6,8,9	R2,C1	R
Walking - TfL	This Transport for London (TfL) award has been made for improved pedestrian facilities.	2008/09	0	50 ✓	0	0	0	0	50	0	50	0	0	1,4,5,6,8,9 ,12	R2,C1	R
Walking - TfL	This Transport for London (TfL) award has been made for improved pedestrian facilities.	2009/10	0	0	100 ✓	0	0	0	100	0	100	0	0	1,4,5,6,8,9 ,12	R2,C1	R
Walking - TfL	This Transport for London (TfL) award has been made for improved pedestrian facilities.	2010/11	0	0	0	100	0	0	100	0	100	0	0	1,4,5,6,8,9 ,12	R2,C1	R
Walking - TfL	This Transport for London (TfL) award has been made for improved pedestrian facilities.	2011/12	0	0	0	0	100	0	100	0	100	0	0	1,4,5,6,8,9 ,12	R2,C1	R

[✓ = Authority to spend]

TRANSPORT, ENVIRONMENT AND LEISURE SERVICES

CAPITAL PROGRAMME 2009/10 - 2011/12 (£'000)

Project Title	Project Description	Start Year	Exp to 31 March 2008	2008/09	2009/10	2010/11	2011/12	Later Years	Total Cost	Full Year Revenue	External Cash Funding and Receipts	Internal Cash Funding	Corporate Funding	Capital Strategy Objectives	Borough Aims, Community	Programme Status
WM&L Asset Management Plans	This Waste Management and Leisure (WM&L) rolling programme bid is included to carry out a programme of essential maintenance emanating from the stock condition surveys.	2008/09	0	160 ✓	0	0	0	0	160	14	0	0	160	1,8,9,10	R3,C1,C2,C6	R
WM&L Asset Management Plans	This Waste Management and Leisure (WM&L) rolling programme bid is included to carry out a programme of essential maintenance emanating from the stock condition surveys.	2009/10	0	0	150 ✓	0	0	0	150	14	0	0	150	1,8,9,10	R3,C1,C2,C6	R
WM&L Asset Management Plans	This Waste Management and Leisure (WM&L) rolling programme bid is included to carry out a programme of essential maintenance emanating from the stock condition surveys.	2010/11	0	0	0	150	0	0	150	14	0	0	150	1,8,9,10	R3,C1,C2,C6	R
WM&L Asset Management Plans	This Waste Management and Leisure (WM&L) rolling programme bid is included to carry out a programme of essential maintenance emanating from the stock condition surveys.	2011/12	0	0	0	0	150	0	150	14	0	0	150	1,8,9,10	R3,C1,C2,C6	R
TOTALS			4,027	9,985	18,408	18,135	9,701	6,331	66,587	3,336	21,422	26,715	18,450			

BUSINESS GROUP SUMMARY OF FUNDING

Business Group/ Funding Source	Exp to 31 March 2008	2008/09	2009/10	2010/11	2011/12	Later Years	Total
Transport Environment and Leisure Services	£'000	£'000	£'000	£'000	£'000	£'000	£'000
EXTERNAL FUNDING							
Transport for London	1,724	2,821	4,475	6,900	3,010	330	19,260
National Lottery	48	0	0	0	0	0	48
Contributions Other	181	685	1,048	200	0	0	2,114
TOTAL	1,953	3,506	5,523	7,100	3,010	330	21,422
INTERNAL FUNDING							
Car Parking Reserve	1,799	2,571	6,596	7,820	4,510	580	23,876
Other Reserves	9	160	1,656	400	0	0	2,225
Revenue Contributions	0	614	0	0	0	0	614
TOTAL	1,808	3,345	8,252	8,220	4,510	580	26,715
CORPORATE FUNDING							
General Resources	266	3,134	4,633	2,815	2,181	5,421	18,450
TOTAL	266	3,134	4,633	2,815	2,181	5,421	18,450
TOTAL COUNCIL FUNDING (Internal and Corporate)	2,074	6,479	12,885	11,035	6,691	6,001	45,165
TOTAL ALL SOURCES OF FUNDING	4,027	9,985	18,408	18,135	9,701	6,331	66,587

CAPITAL PROGRAMME 2009/10 – 2011/12

CORPORATE SERVICES

[✓ = Authority to spend]

CORPORATE SERVICES

CAPITAL PROGRAMME 2009/10 - 2011/12 (£'000)

Project Title	Project Description	Start Year	Exp to 31 March 2008	2008/09	2009/10	2010/11	2011/12	Later Years	Total Cost	Full Year Revenue	External Cash Funding and Receipts	Internal Cash Funding	Corporate Funding	Capital Strategy Objectives	Borough Aims, Community	Programme Status
Alternative Server Farm	Creation of an alternative server farm in the Council Offices to the one sited at the Town Hall to allow key systems to be split across two locations and provide a disaster recovery capability. Work completed 2008.09	2005/06	597	13 ✓	0	0	0	0	610	149	0	610	0	8,9	R2,C6	5
Belvedere Restaurant Structural Repairs	Urgent structural repairs to the Belvedere Restaurant in Holland Park	2009/10	0	0	275	0	0	0	275	16	100	0	175	3	R1,R3	3
Civic Offices Major Works	Building Maintenance Rolling Programme - 2008/09	2008/09	0	525 ✓	0	0	0	0	525	37	0	257	268	8,9	R3,C6	R
Civic Offices Major Works	Building Maintenance Rolling Programme - 2009/10	2009/10	0	0	375	0	0	0	375	29	0	132	243	8,9	R3,C6	R
Civic Offices Major Works	Building Maintenance Rolling Programme - 2010/11.	2010/11	0	0	0	425	0	0	425	38	0	0	425	8,9	R3,C6	R

[✓ = Authority to spend]

CORPORATE SERVICES

CAPITAL PROGRAMME 2009/10 - 2011/12 (£'000)

Project Title	Project Description	Start Year	Exp to 31 March 2008	2008/09	2009/10	2010/11	2011/12	Later Years	Total Cost	Full Year Revenue	External Cash Funding and Receipts	Internal Cash Funding	Corporate Funding	Capital Strategy Objectives	Borough Aims, Community	Programme Status
Civic Offices Major Works	Building maintenance Rolling Programme - 2011/12	2011/12	0	0	0	0	450	0	450	41	0	0	450	8,9	R3,C6	R
Civic Suite and Reception	Refurbishment of Committee rooms 1,2 and 5 and the Civic reception.	2008/09	0	67 ✓	67 ✓	0	0	0	134	7	0	134	0	8,9	R3,C6	4
Customer Relationship Management software	Purchase and Implementation of Microsoft Customer Relationship Management software for the 'Here to Help' contact lines.	2007/08	71	140 ✓	220	33	0	0	464	71	0	464	0	6	R1,R2,C6	5
Electronic government projects	Electronic government projects across the council. This includes three kiosks for Customer Services Centre, sharepoint upgrade and digital asset management	2005/06	139	80 ✓	10 ✓	0	0	0	229	21	0	229	0	6	R1,R2,C6	5
Financial Systems Enhancement and Upgrade	To replace workflow with an outlook based system. Improvements to Cashiering & Cash management systems. Move to next release of One World.	2008/09	0	150 ✓	185	165	0	0	500	25	0	500	0	6,7	R2,C1-C8	3

[✓ = Authority to spend]

CORPORATE SERVICES

CAPITAL PROGRAMME 2009/10 - 2011/12 (£'000)

Project Title	Project Description	Start Year	Exp to 31 March 2008	2008/09	2009/10	2010/11	2011/12	Later Years	Total Cost	Full Year Revenue	External Cash Funding and Receipts	Internal Cash Funding	Corporate Funding	Capital Strategy Objectives	Borough Aims, Community	Programme Status
Information Storage Management	The purchase and implementation of information storage management software. This allows files that have not been accessed for a set period of time to be archived.	2009/10	0	0	150	100	0	0	250	13	0	250	0	1,3,6,9	R2,	3
Internet Content Management System	Replacement of the content management system for the Council's website with additional functionality.	2006/07	164	20 ✓	152	0	0	0	336	37	0	336	0	6	R1,R2,C6	5
IT Infrastructure Development	Investment and renewal of IT Infrastructure, network & telecommunications. Data and voice continuity elements to improve home working access and building in resilience for the contact lines.	2007/08	47	235 ✓	12	0	0	0	294	222	0	294	0	6	R1,R2,C6	5
Kensington Town Hall - Mechanical & Electrical	Modernisation of the Mechanical & Electrical services at Kensington Town Hall, which are nearing the end of their useful life.	2007/08	319	28 ✓	492	2,510	3,530	5,551	12,430	1,119	0	0	12,430	7,8,9	R2,R3,C6	4
Kensington Town Hall - Reception refurbishment	Project to modernise the Mechanical and Electrical services in Kensington Town Hall Reception area (phase I) in addition to reconfiguration of the Reception.	2005/06	3,120	113 ✓	0	0	0	0	3,233	194	0	2,444	789	7,8,9	R2,R3,C6	5

[✓ = Authority to spend]

CORPORATE SERVICES

CAPITAL PROGRAMME 2009/10 - 2011/12 (£'000)

Project Title	Project Description	Start Year	Exp to 31 March 2008	2008/09	2009/10	2010/11	2011/12	Later Years	Total Cost	Full Year Revenue	External Cash Funding and Receipts	Internal Cash Funding	Corporate Funding	Capital Strategy Objectives	Borough Aims, Community	Programme Status
Office Accommodation (Council Offices)	Re-design of Kensington Town Hall office accommodation to improve the office environment and make better use of space including flexible working.	2007/08	561	395 ✓	0	0	0	0	956	(432)	0	956	0	6,7,8	R1,R2,R6	5
Office Accommodation (SPACE)	Re-design of Kensington Town Hall office accommodation to improve the office environment and make better use of space including flexible working. (Includes works to East, West side and Annexe of Pembroke Road).	2008/09	0	0 ✓	1,400	1,095	1,000	715	4,210	(1,302)	0	172	4,038	6,7,8	R1, R2, R6	4
SAN and Virtual Server Environment Expansion	Expansion of the Storage Area Network (SAN) and virtual server environment to put all key data onto the SAN and to provide resilience for our systems from a major disaster.	2008/09	0	303 ✓	0	0	0	0	303	85	0	303	0	1,3,6,9	R2,C1	5
Server & Disk Consolidation (SAN)	Installation of a centralised disk sub system to hold all data held on individual servers.	2005/06	423	58 ✓	0	0	0	0	481	24	0	481	0	6	R2,C6	5
Westway Community Vehicles - Capital Grant	To purchase of a new vehicle on behalf of Westway Community Transport to meet new emission standards and replace an old vehicle which does not meet modern quality standards.	2009/10	0	0	36	0	0	0	36	3	0	0	36	1,4,6,8	R1,R2,C1, C2,C4,C6, C7	3
TOTALS			5,441	2,127	3,374	4,328	4,980	6,266	26,516	397	100	7,562	18,854			

BUSINESS GROUP SUMMARY OF FUNDING

Business Group/ Funding Source	Exp to 31 March 2008	2008/09	2009/10	2010/11	2011/12	Later Years	Total
	£'000	£'000	£'000	£'000	£'000	£'000	£'000
Corporate Services							
EXTERNAL FUNDING							
Contributions Other	0	0	100	0	0	0	100
TOTAL	0	0	100	0	0	0	100
INTERNAL FUNDING							
Car Parking Reserve	792	0	0	0	0	0	792
Other Reserves	3,599	1,757	1,100	298	0	0	6,754
Revenue Contributions	16	0	0	0	0	0	16
TOTAL	4,407	1,757	1,100	298	0	0	7,562
CORPORATE FUNDING							
General Resources	1,034	370	2,174	4,030	4,980	6,266	18,854
TOTAL	1,034	370	2,174	4,030	4,980	6,266	18,854
TOTAL COUNCIL FUNDING (Internal and Corporate)	5,441	2,127	3,274	4,328	4,980	6,266	26,416
TOTAL ALL SOURCES OF FUNDING	5,441	2,127	3,374	4,328	4,980	6,266	26,516