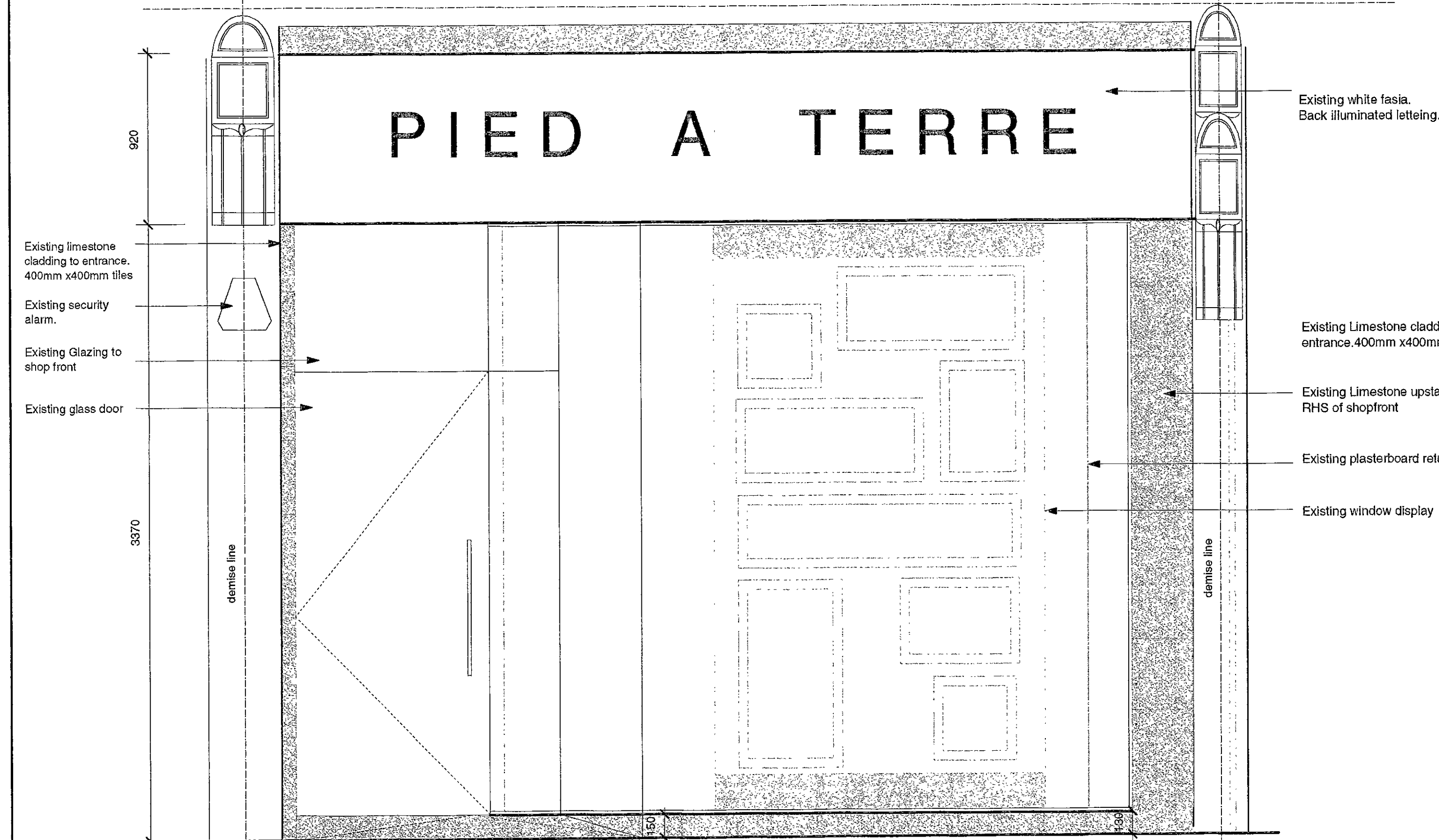


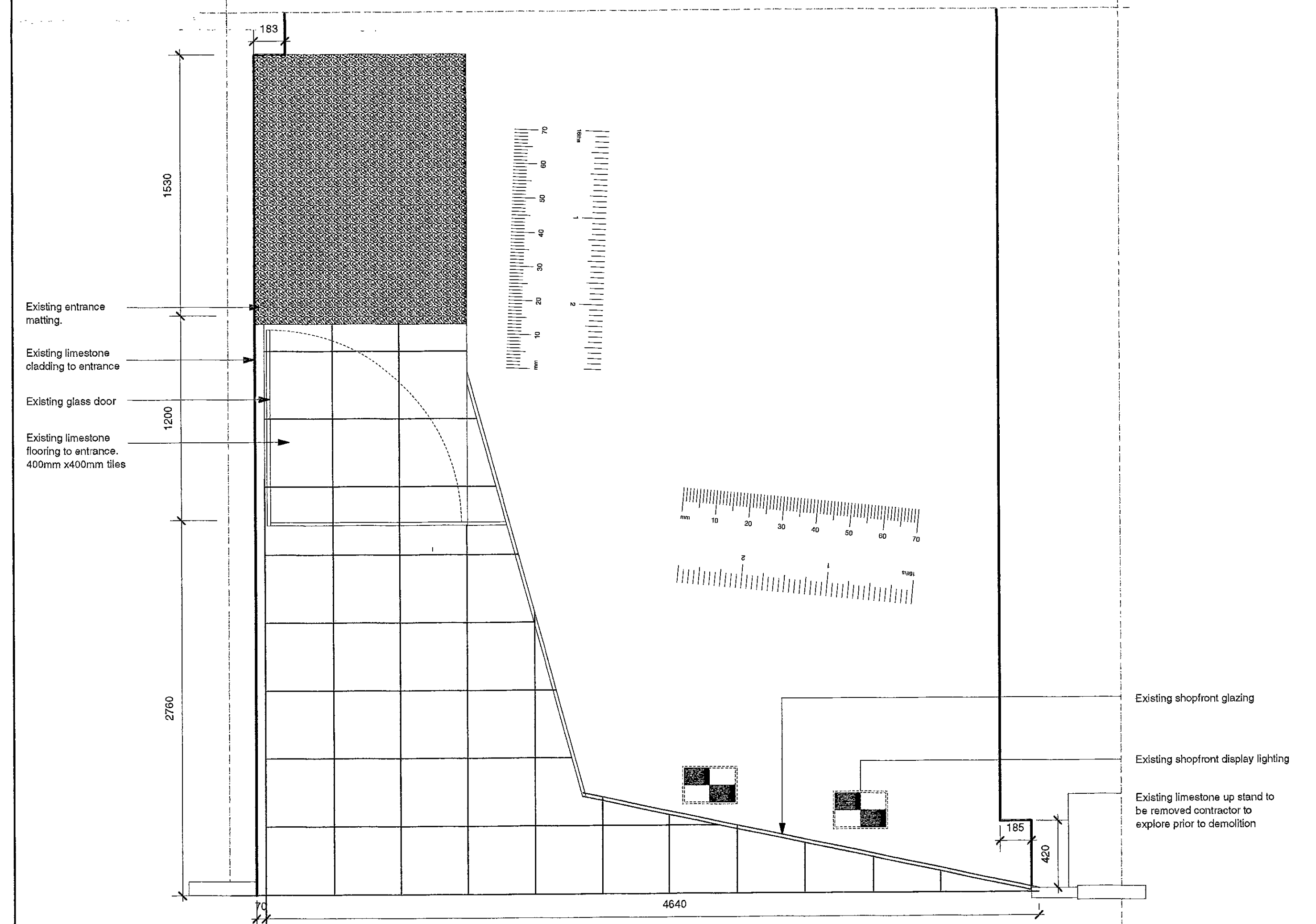
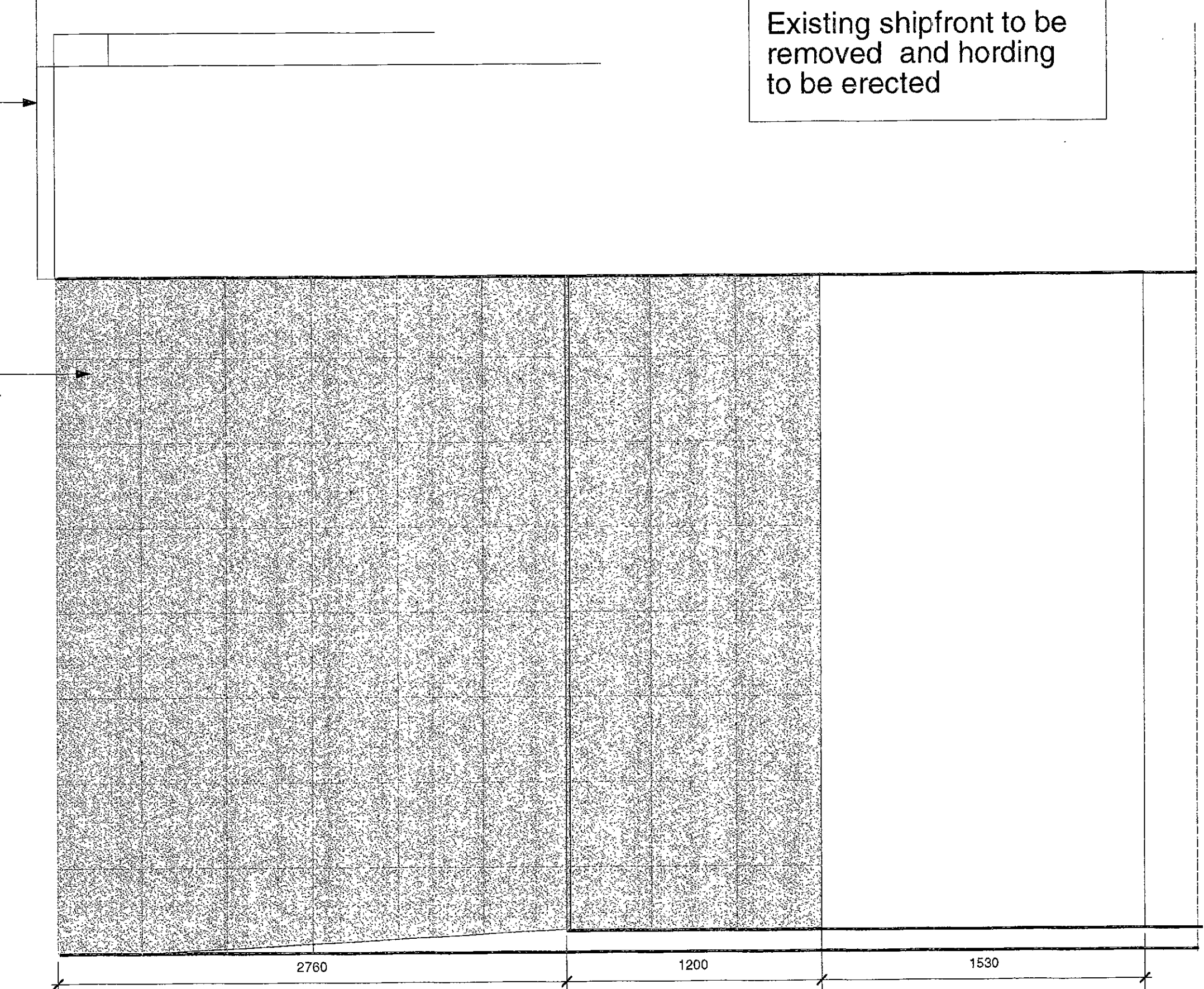
DRAWING TO BE READ IN CONJUNCTION WITH DWG 230/01,03,04,05,08, 09 & 10



2 Existing Shop Front Entrance Elevation. Scale: 1:20


3 Existing Section AA. Scale: 1:20

NOTE:
Existing shipfront to be removed and hording to be erected



1 Existing Shopfront Plan. Scale: 1:20

4 Existing Shopfront Elevation. Scale: 1:50



DRAWING FOR INFORMATION ONLY .NOT TO BE CONSTRUCTED FROM.

General Notes

- 1.1 **Regulations** - The complete works are to conform to Local Council regulations and the requirements laid down in the Tenant's Guidelines manual, if applicable.
- 1.2 **Health and Safety** - The complete works are to conform to Local Council regulations and be carried out in such a way as to minimise health and safety hazards.
- 1.3 **Fire protection** - The contractor to comply with the relevant Local Authority code of practice for the prevention of fires on construction sites.
All materials are to conform to Local Council requirements.
All existing fire protection to be maintained.
All services that pass through fire protected construction should be fire stopped.
All partitions and ceilings installed should provide the required fire separation between compartments.
- 1.4 **Structure** - to engineer's details and Local Authority requirements. The contractor to advise on all details and ensure stability and strength of construction.
- 1.5 **Services** - to engineer's details and Local Authority requirements.
- 1.6 **Temporary services** - The contractor will be responsible for the provision of and payment for all temporary services including water, lighting, electricity and telephones.
- 1.7 **Contractor drawings** - contractor to provide setting out and rod drawings for approval prior to construction.
The Contractor to check all dimensions on site and relate to these drawings. The Contractor to report any discrepancies to Designers prior to construction.

R.B.K. & C.
TOWN PLANNING
29 JAN 2001
RECEIVED

DELEGATED APPROVAL
1 FEB 2001

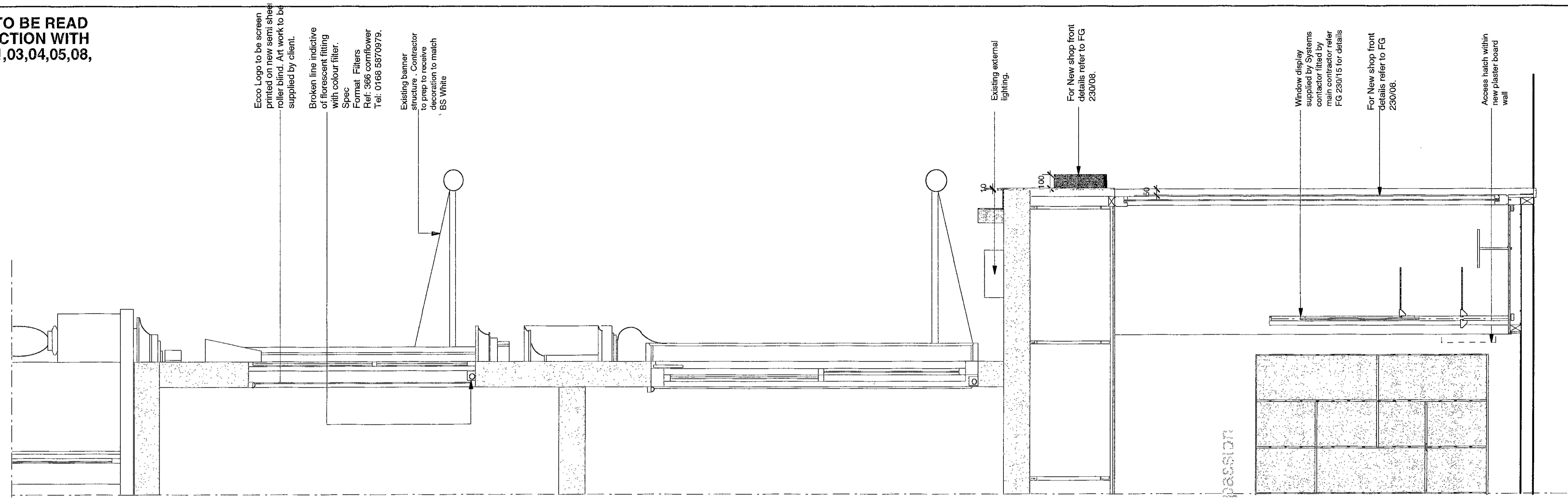
FOR INFORMATION

REV.	DATE	DETAIL
fern green partnership		
20 Shepherdess walk london EC2A 4RJ		
T 020 7490 7911 F020 7490 8939		
client	Ecco	
project	High St Kensington	
drawing	Existing ShopFront	
drawing no	FG230 / 06	
date	11/00	
scale	1:50	

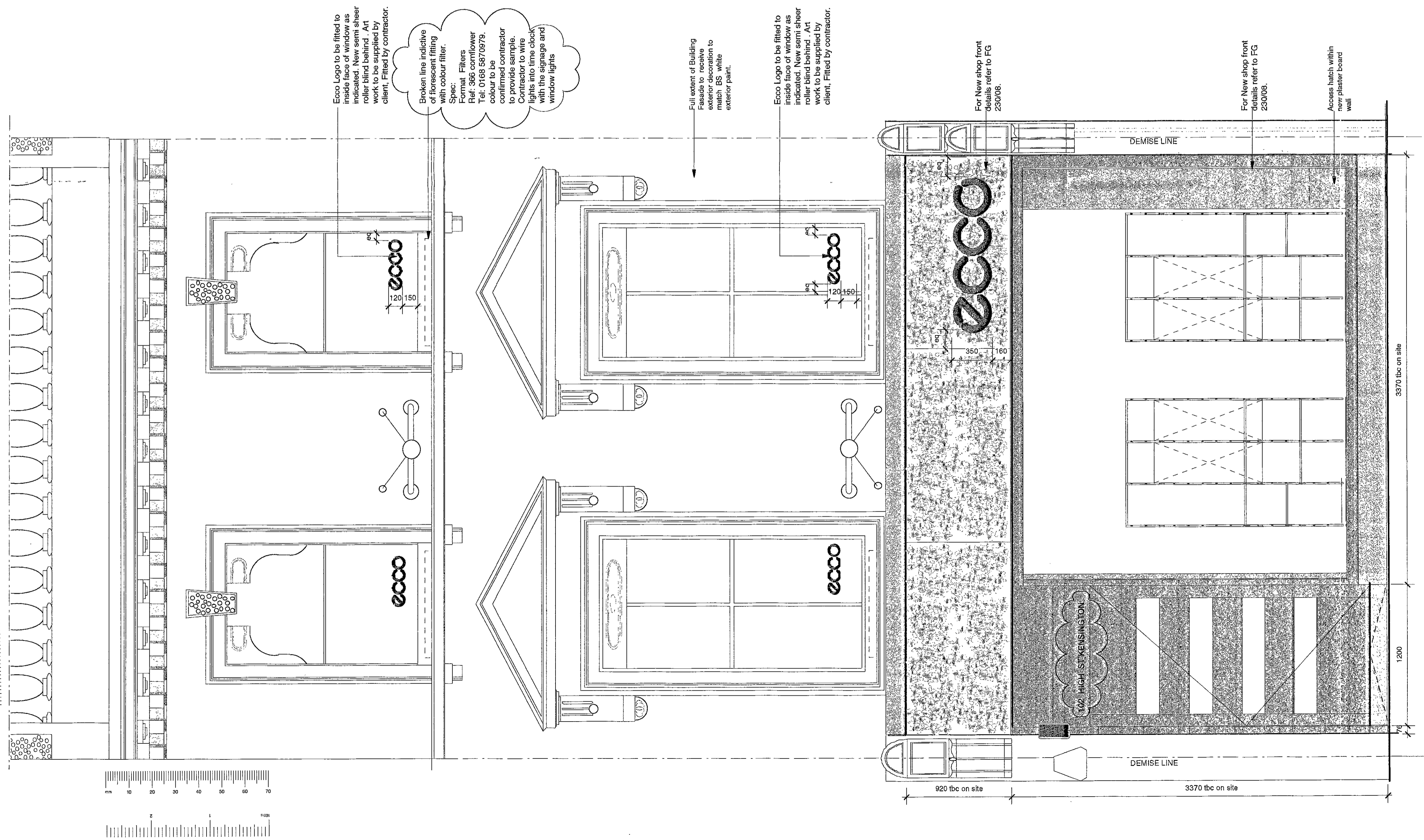
do not scale this drawing all dimensions to be verified on site
copyright of this drawing remains with designer

PP/00/2895/A

DRAWING TO BE READ
IN CONJUNCTION WITH
DWG 230/01,03,04,05,08,
09 & 10



Proposed Shop front Section.
Scale: 1:20



Proposed Shop front Elevation.
Scale: 1:20

General Notes

- 1.1 **Regulations** - The complete works are to conform to Local Council regulations and the requirements laid down in the 'Tenant's Guidelines manual', if applicable.
 - 1.2 **Health and Safety** - The complete works are to conform to Local Council regulations and be carried out in such a way as to minimise health and safety hazards.
 - 1.3 **Fire protection** - The contractor to comply with the relevant Local Authority code of practice for the prevention of fires on construction sites.
All materials are to conform to Local Council requirements.
All existing fire protection to be maintained.
All services that pass through fire protected construction should be fire stopped.
All partitions and ceilings installed should provide the required fire separation between compartments.
 - 1.4 **Structure** - to engineer's details and Local Authority requirements. The contractor to advise on all details and ensure stability and strength of construction.
 - 1.5 **Services** - to engineer's details and Local Authority requirements.
 - 1.6 **Temporary services** - The contractor will be responsible for the provision of and payment for all temporary services including water, lighting, electricity and telephones.
 - 1.7 **Contractor drawings** - contractor to provide setting out and rod drawings for approval prior to construction.
- The Contractor to check all dimensions on site and relate to these drawings. The Contractor to report any discrepancies to Designers prior to construction.

R.B.K. & C.
TOWN PLANNING
29 JAN 2001
RECEIVED

DELEGATED
APPROVAL
1 FEB 2001

REV.	DATE	DETAIL
B	18/01/01	3) SIGNAGE SETOUT AMENDED. 4) BANNER REMOVED TO SUIT COUNCIL COMMENTS 5) PROJECTING SIGN ADDED.
A	10/01/01	1) REVISION TO SIZE AND POSITION OF WINDOW DISPLAY UNIT 2) ADDRESS DETAILS AND SIGNAGE POSITION REVISED. 3) AMENDED TO SUIT CLIENT COMMENTS - 05/01/01.
	30.11.00	PERLIMINARY ISSUE FOR INFORMATION ONLY

fern green partnership
20 Shepherdess walk london EC2A 4RJ
T 020 7490 7911 F 020 7490 8999

client | Ecco
project | High St Kensington
drawing | Proposed Shop Front.
drawing no | FG230 / 07 B
date | 11/00
scale | 1:50

PP/00/2895/A

do not scale this drawing all dimensions to be verified on site
copyright of this drawing remains with designer

TP/00/2895

2

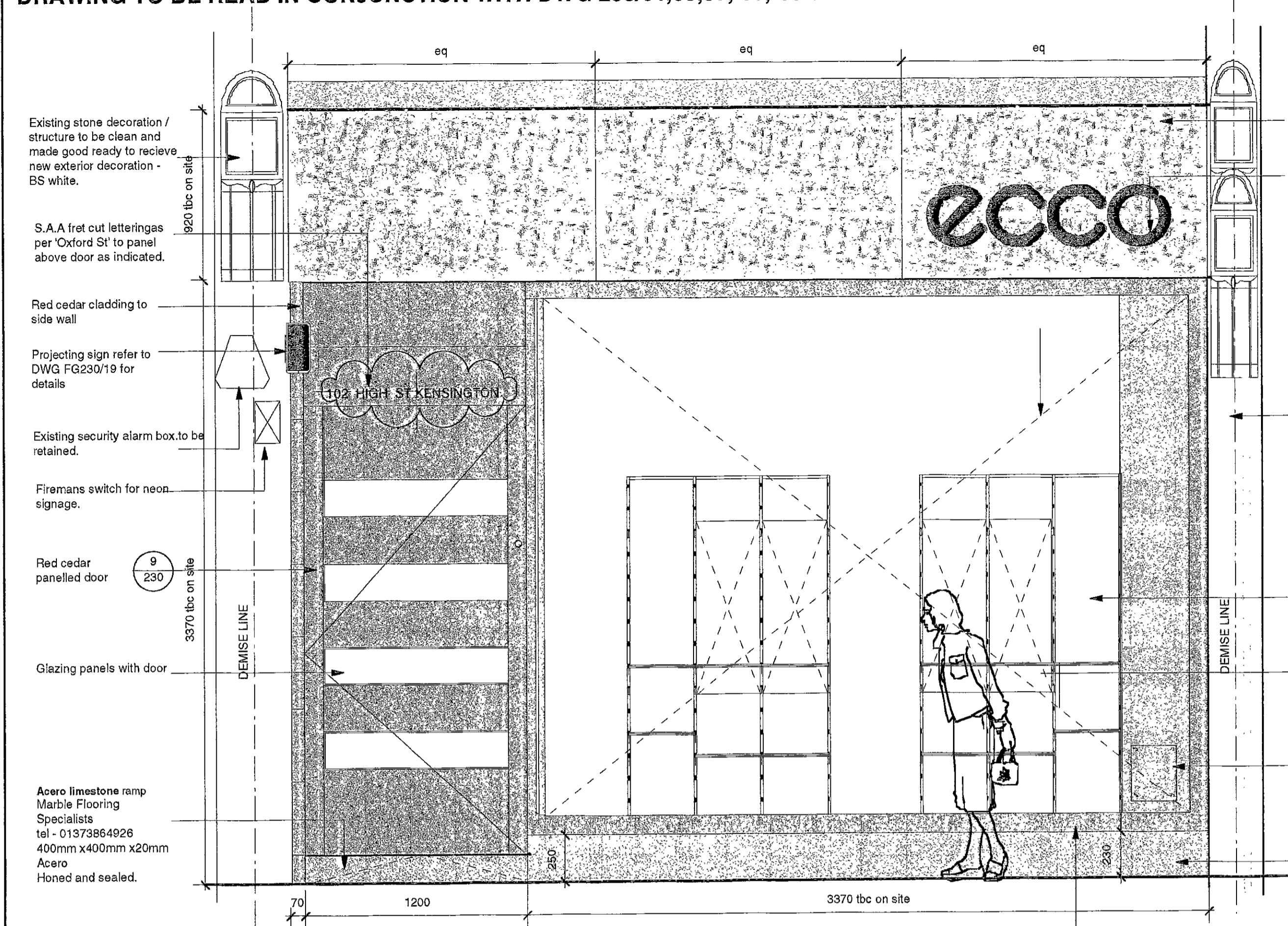
2
7

1
7

DRAWING TO BE READ IN CONJUNCTION WITH DWG 230/01,05,07, 09, 10 & 13

DRAWING FOR INFORMATION ONLY .NOT TO BE CONSTRUCTED FROM.

General Notes



Peran RC Rustik extra light cladding. Ref: NR 920 Size: 4-6 mm. Poured pebbles to be held within 920 x 1660 10 approx galvanised steel trays. Trays to be hung from the facade. Contractor confirm dim. prior to manufacture.

Blue acrylic internally illuminated sign

Suitable waterproof substrate to receive BS white exterior paint decoration.

Existing stone decoration / structure to be clean and made good ready to receive new exterior decoration - BS white.

Red cedar panelling with 3mm shadow gap. Refer FG 09/230 for details

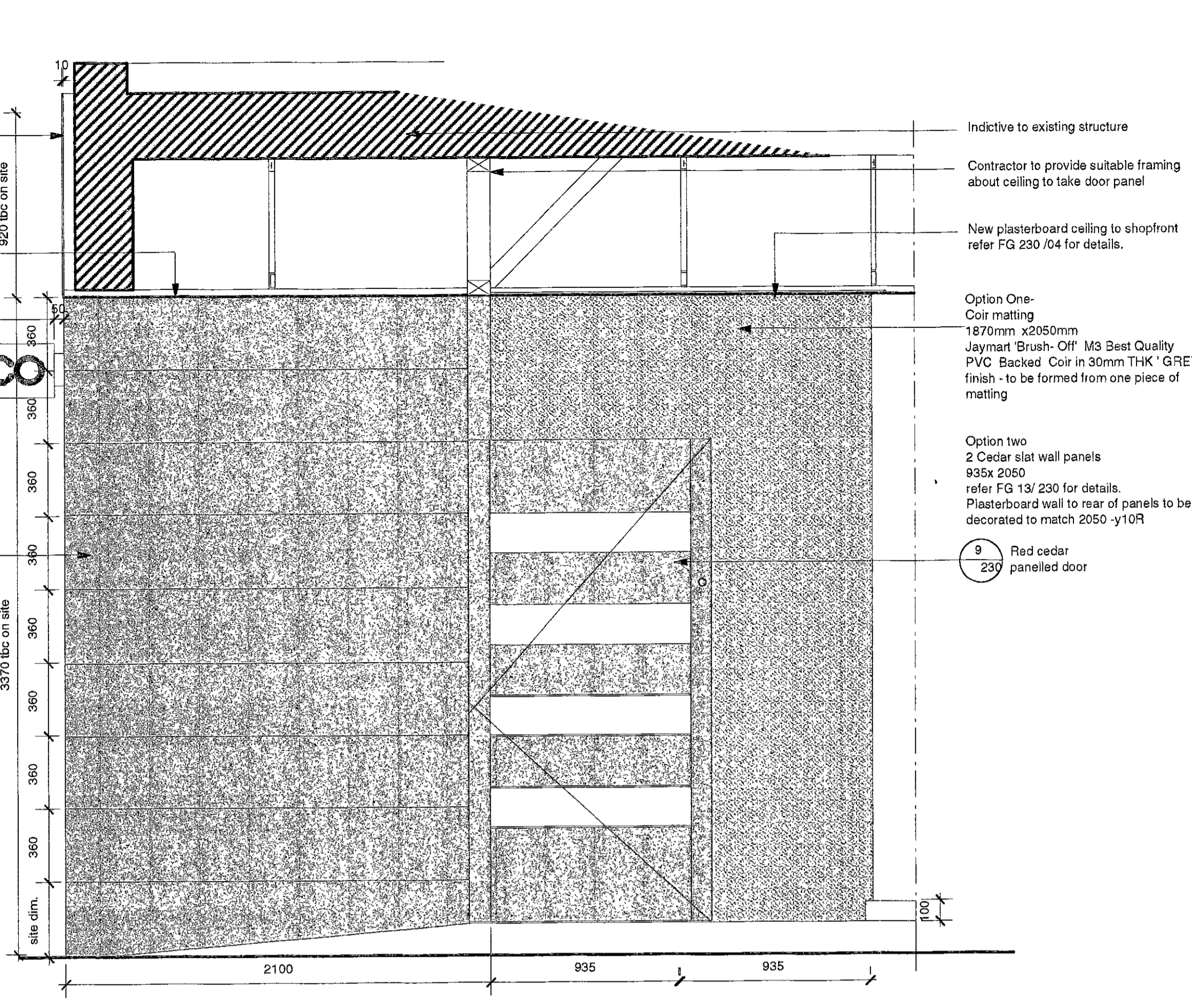
Window display system to be supplied by systems contractor. Main contractor to fit. Refer FG 230 /15 for details.

Broken lines indicative of 1 no. sheet of glazing to shopfront facing to comply with BS 6206 :1981

Access panel within new plasterboard wall. Wall to be decorated to match D.C.D. colour to tbc.

Acero limestone upstand Marble Flooring Specialists tel - 01373864926 400mm x400mm x20mm Acero. Honed and sealed.

100 X 75 red cedar framing. Refer glazing detail A for details



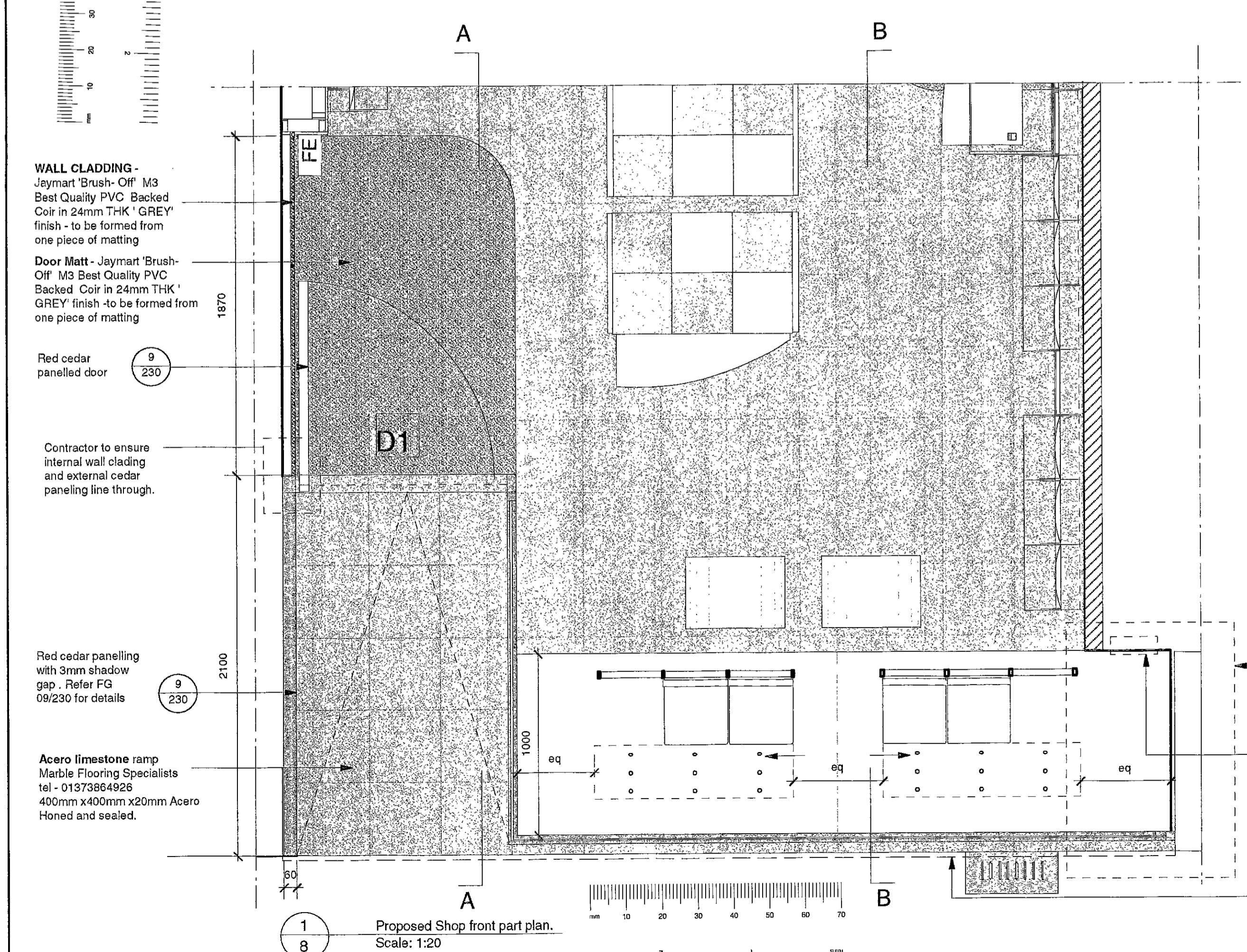
Option One- Cor matting 1670mm x2050mm Jaymart 'Brush- Off' M3 Best Quality PVC Backed. Coir in 30mm THK 'GREY' finish - to be formed from one piece of matting

Option two 2 Cedar slot wall panels 935x 2050 refer FG 13/ 230 for details. Plasterboard wall to rear of panels to be decorated to match 2050 -y10P

Red cedar paneled door

Proposed Shop front. Scale: 1:20

Proposed Shop front Section AA. Scale: 1:20



WALL CLADDING - Jaymart 'Brush- Off' M3 Best Quality PVC Backed Coir in 24mm THK 'GREY' finish - to be formed from one piece of matting

Door Mat - Jaymart 'Brush- Off' M3 Best Quality PVC Backed Coir in 24mm THK 'GREY' finish - to be formed from one piece of matting

Red cedar panelling with 3mm shadow gap. Refer FG 08/230 for details

Acero limestone ramp Marble Flooring Specialists tel - 01373864926 400mm x400mm x20mm Acero. Honed and sealed.

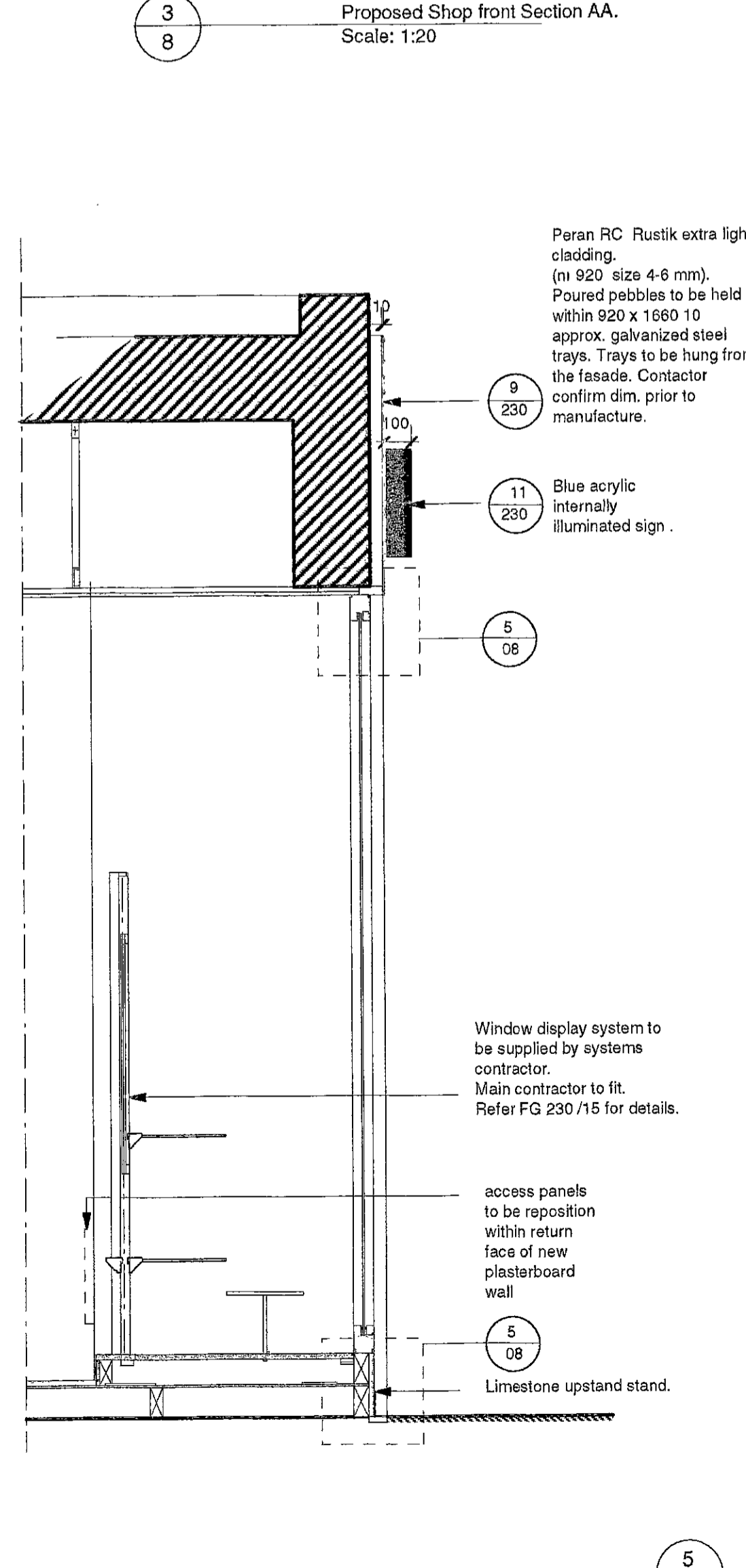
Contractor to ensure internal wall cladding and external cedar paneling line through.

Contractor to investigate removing existing lime stone up stand to RSH of shopfront, and repositioning services.

Access panels to be reposition within return face of new plasterboard wall

Broken line indicative to line of Peran RC Rustik fascia over.

Proposed Shop front part plan. Scale: 1:20



Peran RC Rustik extra light cladding. (nr 920 size 4-6 mm). Poured pebbles to be held within 920 x 1660 10 approx galvanised steel trays. Trays to be hung from the facade. Contractor confirm dim. prior to manufacture.

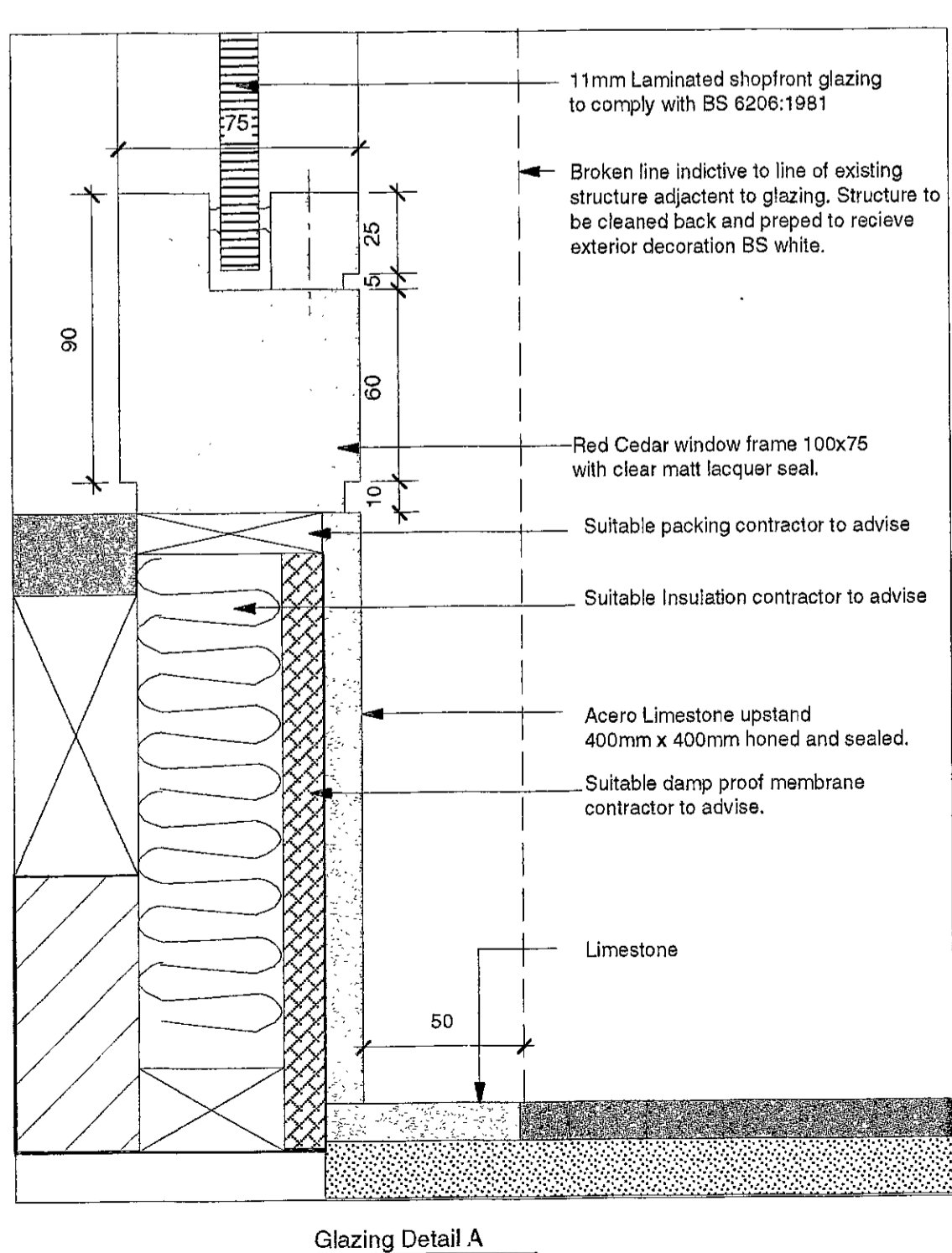
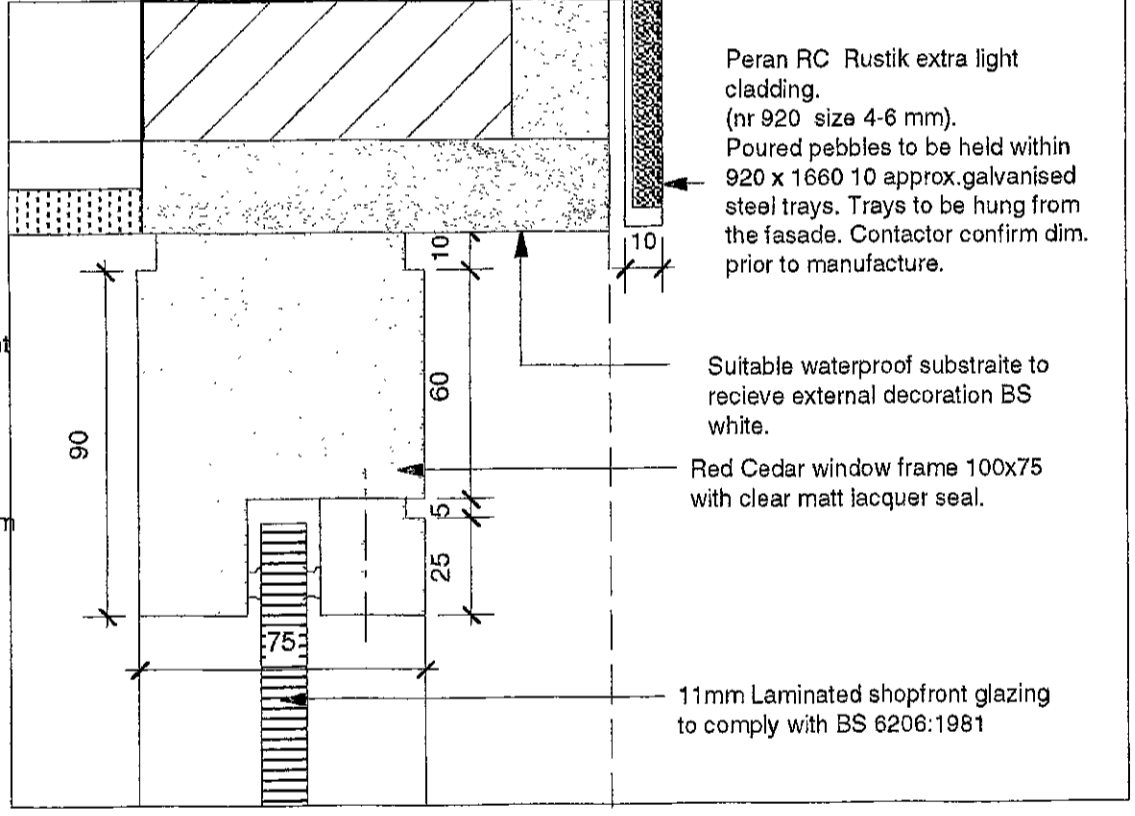
Blue acrylic internally illuminated sign.

Window display system to be supplied by systems contractor. Main contractor to fit. Refer FG 230 /15 for details.

access panels to be reposition within return face of new plasterboard wall

Limestone upstand stand.

Glazing Detail A Scale: 1:2



Glazing Detail A Scale: 1:2

- 1.1 Regulations - The complete works are to conform to Local Council regulations and the requirements laid down in the Tenant's Guidelines manual, if applicable.
 - 1.2 Health and Safety - The complete works are to conform to Local Council regulations and be carried out in such a way as to minimise health and safety hazards.
 - 1.3 Fire protection - The contractor to comply with the relevant Local Authority code of practice for the prevention of fires on construction sites. All materials are to conform to Local Council requirements. All existing fire protection to be maintained. All services that pass through fire protected construction should be fire stopped. All partitions and ceilings installed should provide the required fire separation between compartments.
 - 1.4 Structure - to engineer's details and Local Authority requirements. The contractor to advise on all details and ensure stability and strength of construction.
 - 1.5 Services - to engineer's details and Local Authority requirements.
 - 1.6 Temporary services - The contractor will be responsible for the provision of and payment for all temporary services including water, lighting, electricity and telephones.
 - 1.7 Contractor drawings - contractor to provide setting out and rod drawings for approval prior to construction.
- The Contractor to check all dimensions on site and relate to these drawings. The Contractor to report any discrepancies to Designers prior to construction.

R.B.K. & C. TOWN PLANNING
29 JAN 2001
RECEIVED

DELEGATED APPROVAL
1 FEB 2001

FOR CONSTRUCTION

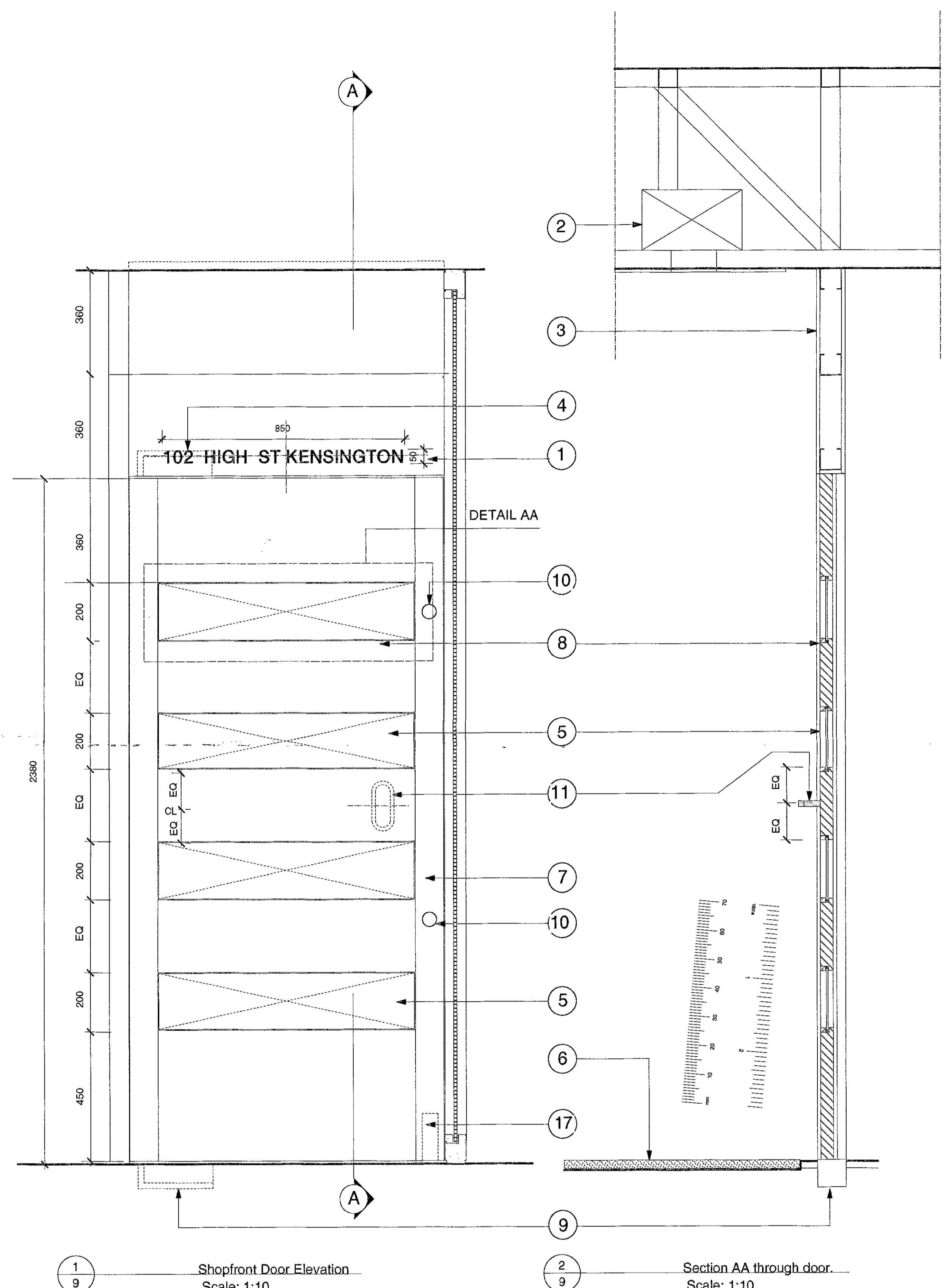
REV.	DATE	DETAIL
B	25/01/01	4) AMENDED TO SUIT COUNCILS COMMENTS- 25/01/01. 5) PROJECTED SIGN ADDED.
A	10/01/01	1) REVISION TO SIZE AND POSITION OF WINDOW DISPLAY UNIT 2) ADDRESS DETAILS AND SIGNAGE POSITION REVISED. 3) AMENDED TO SUIT CLIENT COMMENTS- 05/01/01.
	30.11.00	PERLIMINARY ISSUE FOR INFORMATION ONLY

fern green partnership
20 Shepherdess walk London EC2A 4RJ
T 020 7490 7911 F020 7490 8939

client | Ecco
project | High St Kensington
drawing | ShopFront Planning
drawing no | FG230 / 08 B
date | 11/00
scale | 1:50

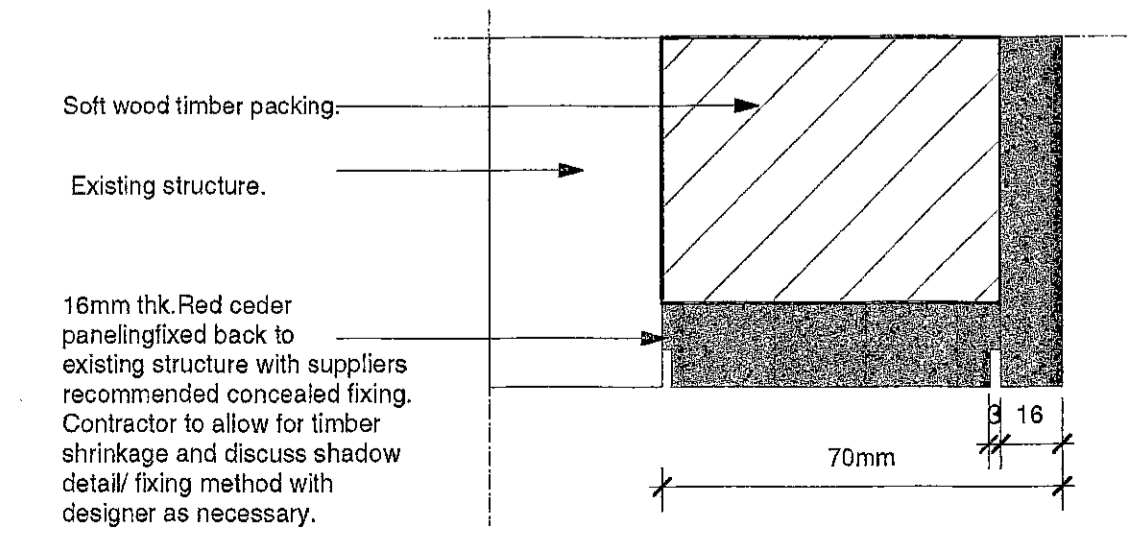
PP/00/2895/A

do not scale this drawing all dimensions to be verified on site copyright of this drawing remains with designer

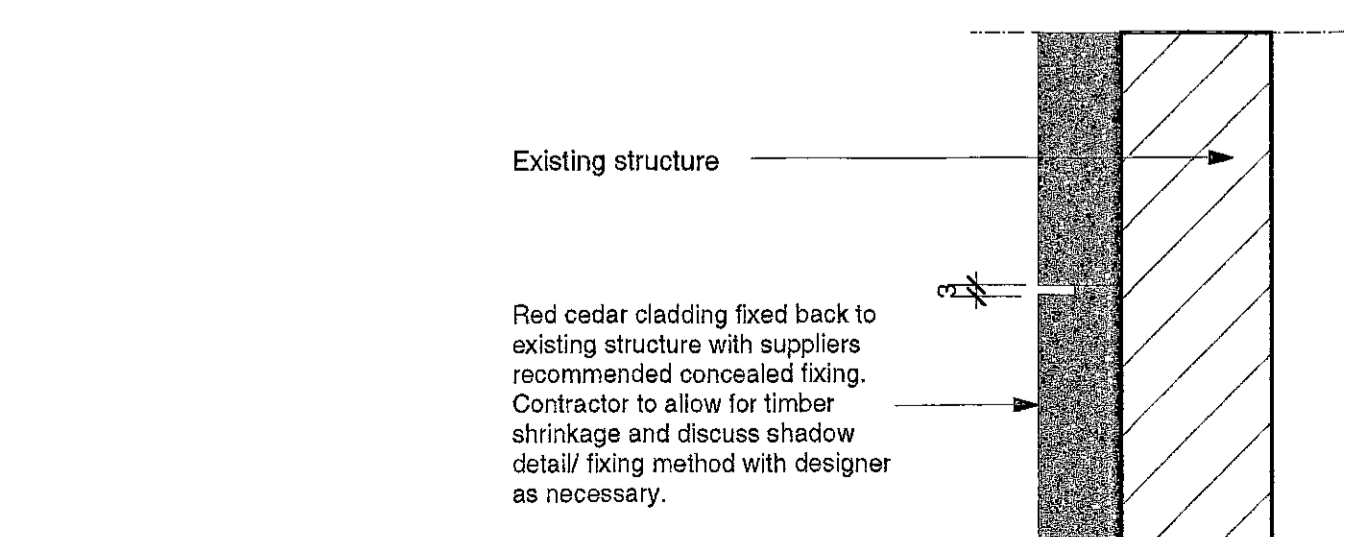


1 Shopfront Door Elevation
 Scale: 1:10

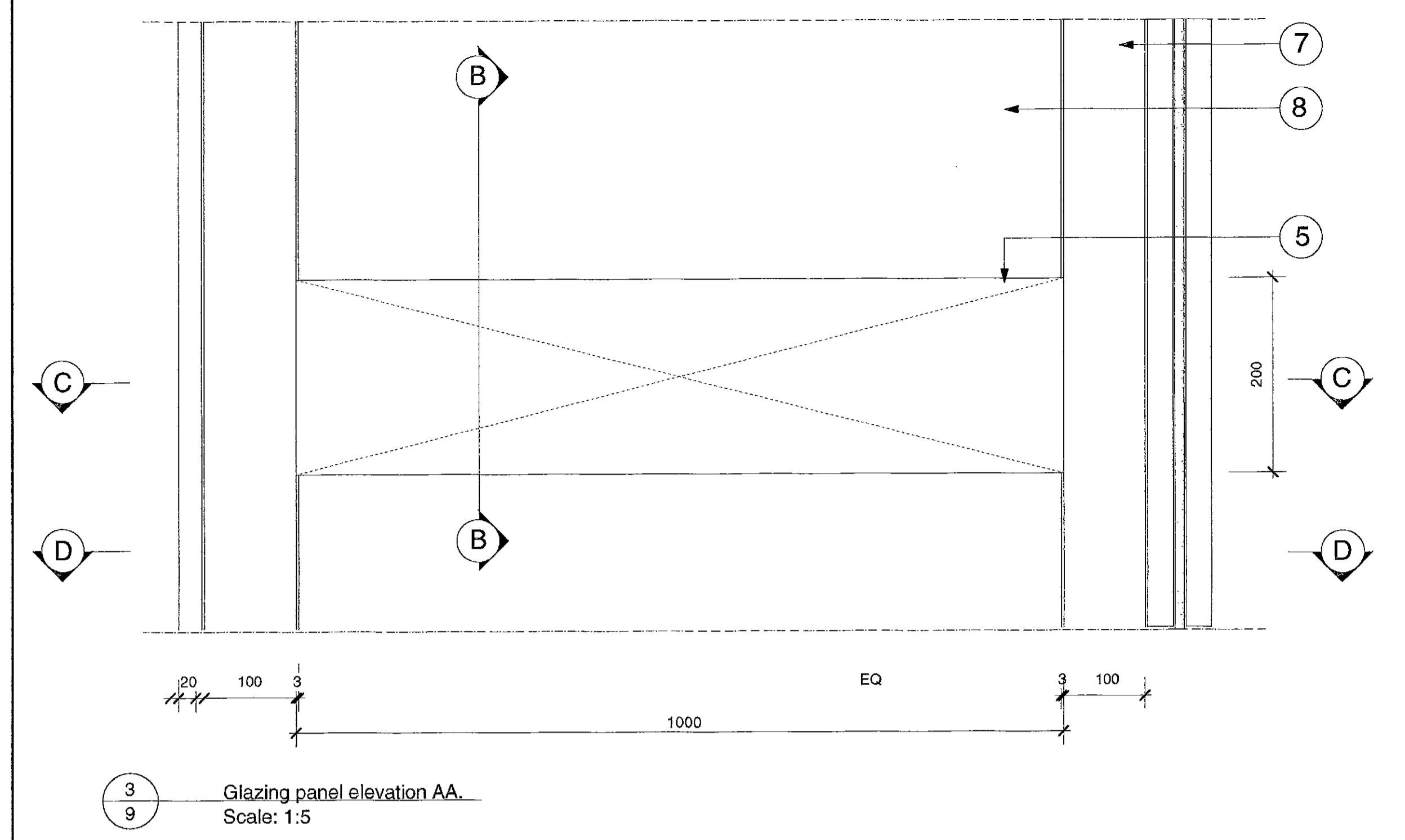
2 Section AA through door
 Scale: 1:10



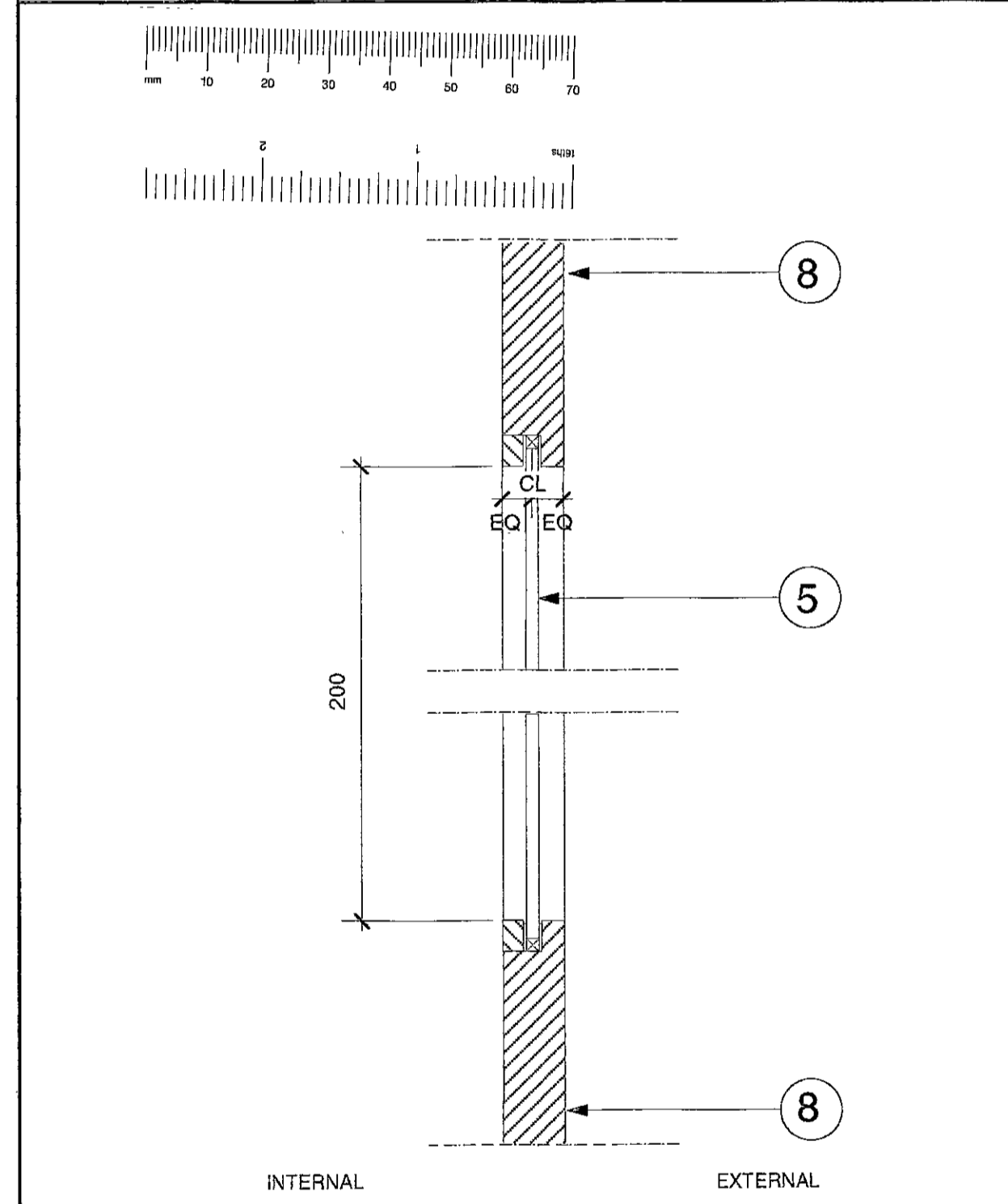
7 Detail EE Plan section through cedar panelling
 Scale: 1:2



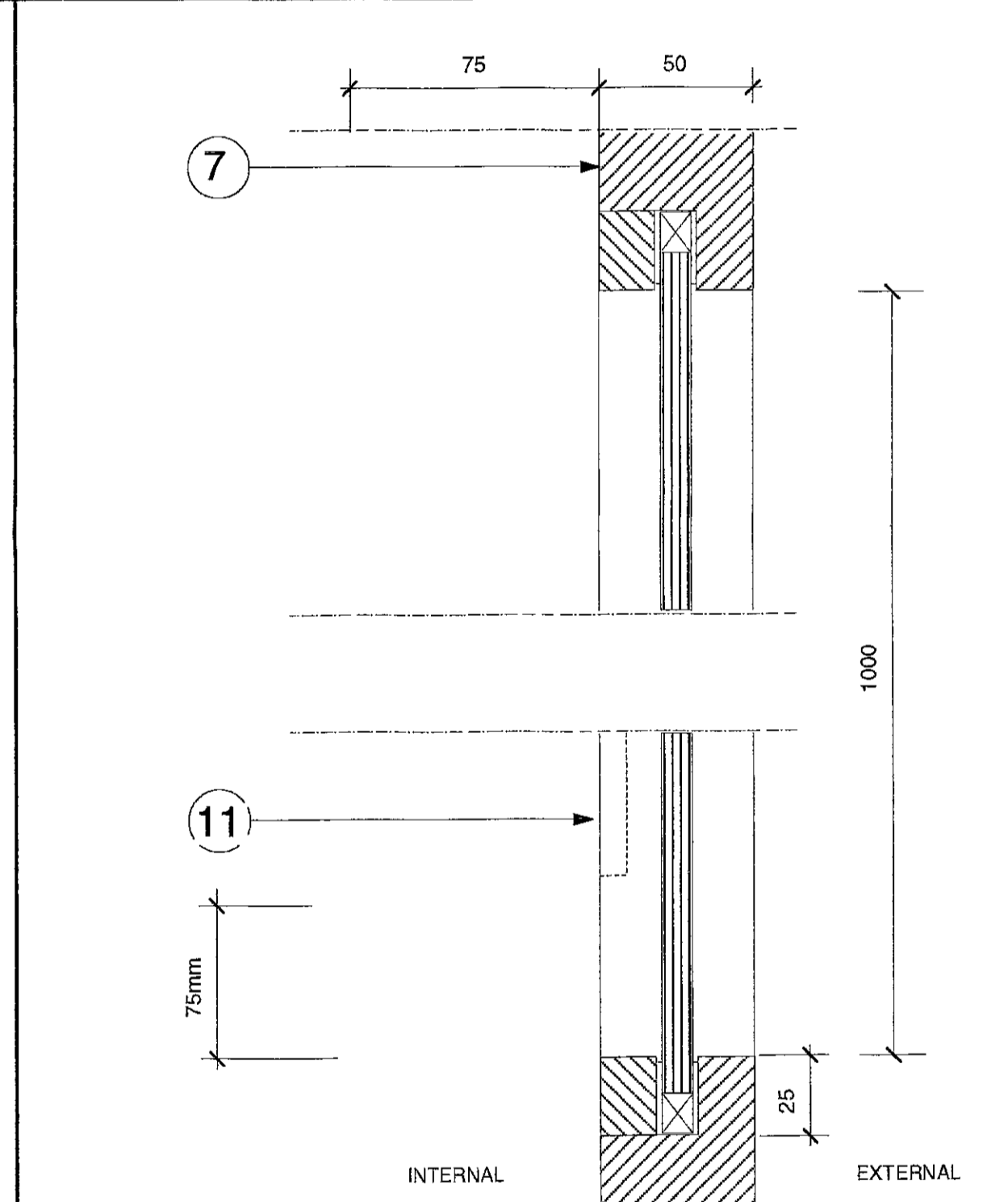
8 Detail DD Plan section through door
 Scale: 1:2



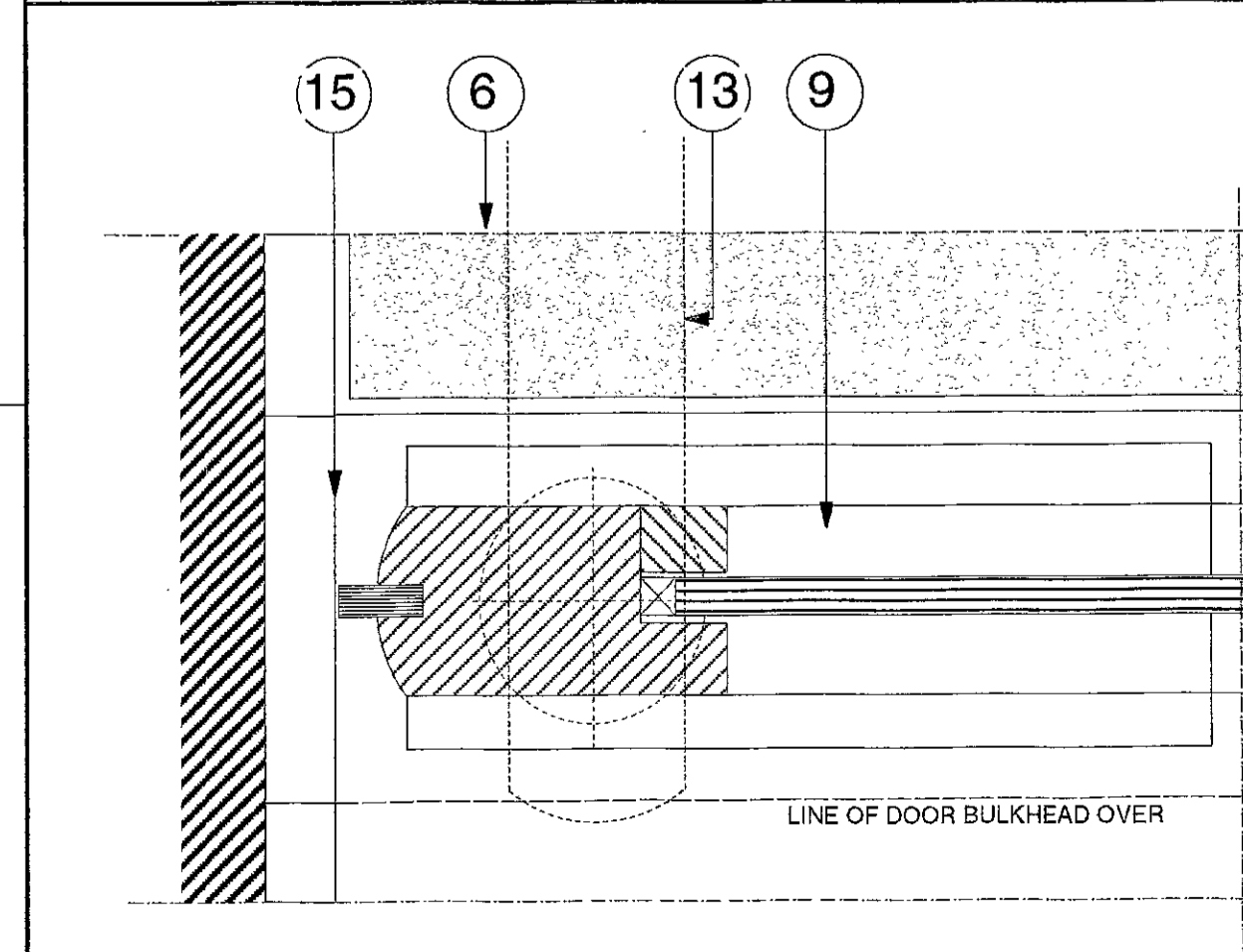
3 Glazing panel elevation AA
 Scale: 1:5



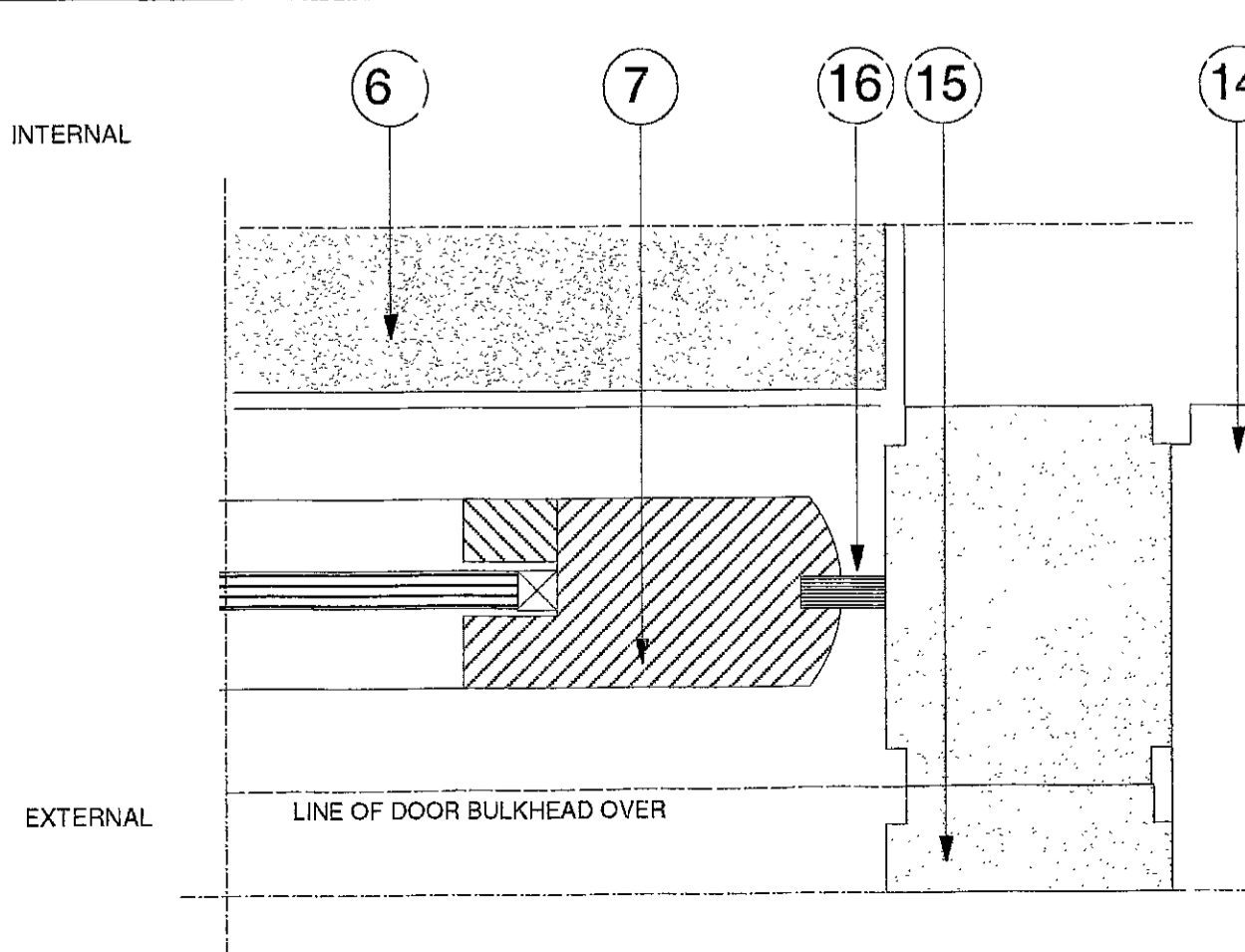
4 Detail BB section through Glazing panel
 Scale: 1:5



5 Detail CC Plan detail door handle
 Scale: 1:2



6 Detail DD Plan section through door
 Scale: 1:2



General Notes

1. Fret cut letters to door panel '102 High St Kensington' in satin anodised aluminium bonded to clear acrylic as per 'Oxford st.'
2. Existing overhead door heater -
3. Red cedar bulkhead fixed back to metal stud framework.
4. Recessed transom pivot box. Contractor to ensure suitable specification for size and weight of door, subject to designers approval.
5. 11mm thick glazing panel. Contractor to ensure glazing and frame complies with local regs.
6. 24mm thick coir entrance mat with aluminium angle trim. Refer to DWG No. 230/03 for detail.
7. Solid Red Cedar door rails.
8. Solid Red Cedar door panels.
9. Recessed pivot floor box - refer note 4 above.
10. Dead bolt lock.
11. D line door pull - Ref. B118.0, code -164. oval 58 x 175 mm anodised finish. - with concealed fixings. To be confirmed.
12. Line of shopfront glazing - refer to DWG 230/08 for details
13. Lines indicate position of door when open.
14. Window Plinth - refer to DWG No. 230/15.
15. 50x90mm Red Cedar window frame.
16. Draught exclusion brushes recessed into door rails.
17. Recessed throw bolt to locate door in open position.
18. Contractor allow for fret cut letters to door panel '102 High St Kensington' in satin anodised aluminium.
19. Red Cedar Timber panel cladding to wall adjacent to door.

DELEGATED APPROVAL
 1 FEB 2001

FOR CONSTRUCTION

REV.	DATE	DETAIL
A	05/01/01	1) FASIA SIGNAGE REPOSITIONED ABOVE DOOR
	30.11.00	PERLIMINARY ISSUE FOR INFORMATION ONLY

fern green partnership
 20 Shepherdess walk london N1 7 LB
 T 020 7490 7911 F020 7490 8939


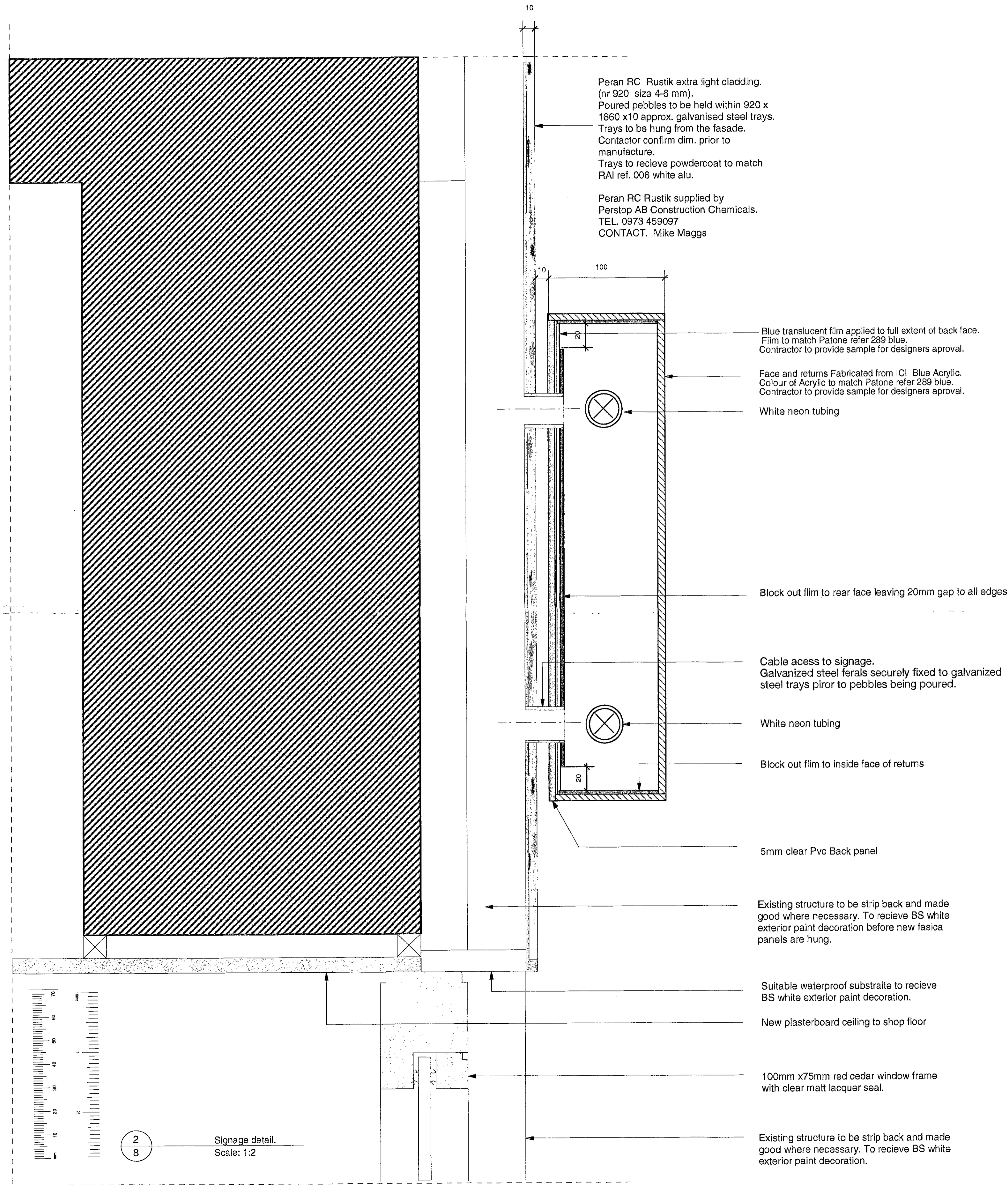
client | Ecco
 project | High St Kensington
 drawing | Shopfront door details.
 drawing no | FG230/09 A
 date | 11/00
 scale | 1:50

do not scale this drawing all dimensions to be verified on site
 copyright of this drawing remains with designer

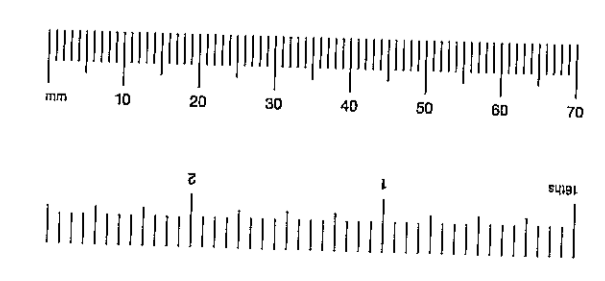
PP/00/2895/11

R.B.K. & C.
TOWN PLANNING
29 JAN 2001
RECEIVED

TP/00/2895 (5)
General Notes



2
3 Signage detail.
Scale: 1:2



- 1.1 Regulations - The complete works are to conform to Local Council regulations and the requirements laid down in the Tenant's Guidelines manual, if applicable.
- 1.2 Health and Safety - The complete works are to conform to Local Council regulations and be carried out in such a way as to minimise health and safety hazards.
- 1.3 Fire protection - The contractor to comply with the relevant Local Authority code of practice for the prevention of fires on construction sites.

All materials are to conform to Local Council requirements.

All existing fire protection to be maintained.

All services that pass through fire protected construction should be fire stopped.

All partitions and ceilings installed should provide the required fire separation between compartments.
- 1.4 Structure - to engineer's details and Local Authority requirements. The contractor to advise on all details and ensure stability and strength of construction.
- 1.5 Services - to engineer's details and Local Authority requirements.
- 1.6 Temporary services - The contractor will be responsible for the provision of and payment for all temporary services including water, lighting, electricity and telephones.
- 1.7 Contractor drawings - contractor to provide setting out and rod drawings for approval prior to construction.

The Contractor to check all dimensions on site and relate to these drawings. The Contractor to report any discrepancies to Designers prior to construction.

DELEGATED APPROVAL
1 FEB 2001

FOR CONSTRUCTION

REV.	DATE	DETAIL
A	10/01/01	1)AMMENDED TO SUIT CLIENT COMMENTS- 05/01/01.
	30.11.00	PERLIMINARY ISSUE FOR INFORMATION ONLY

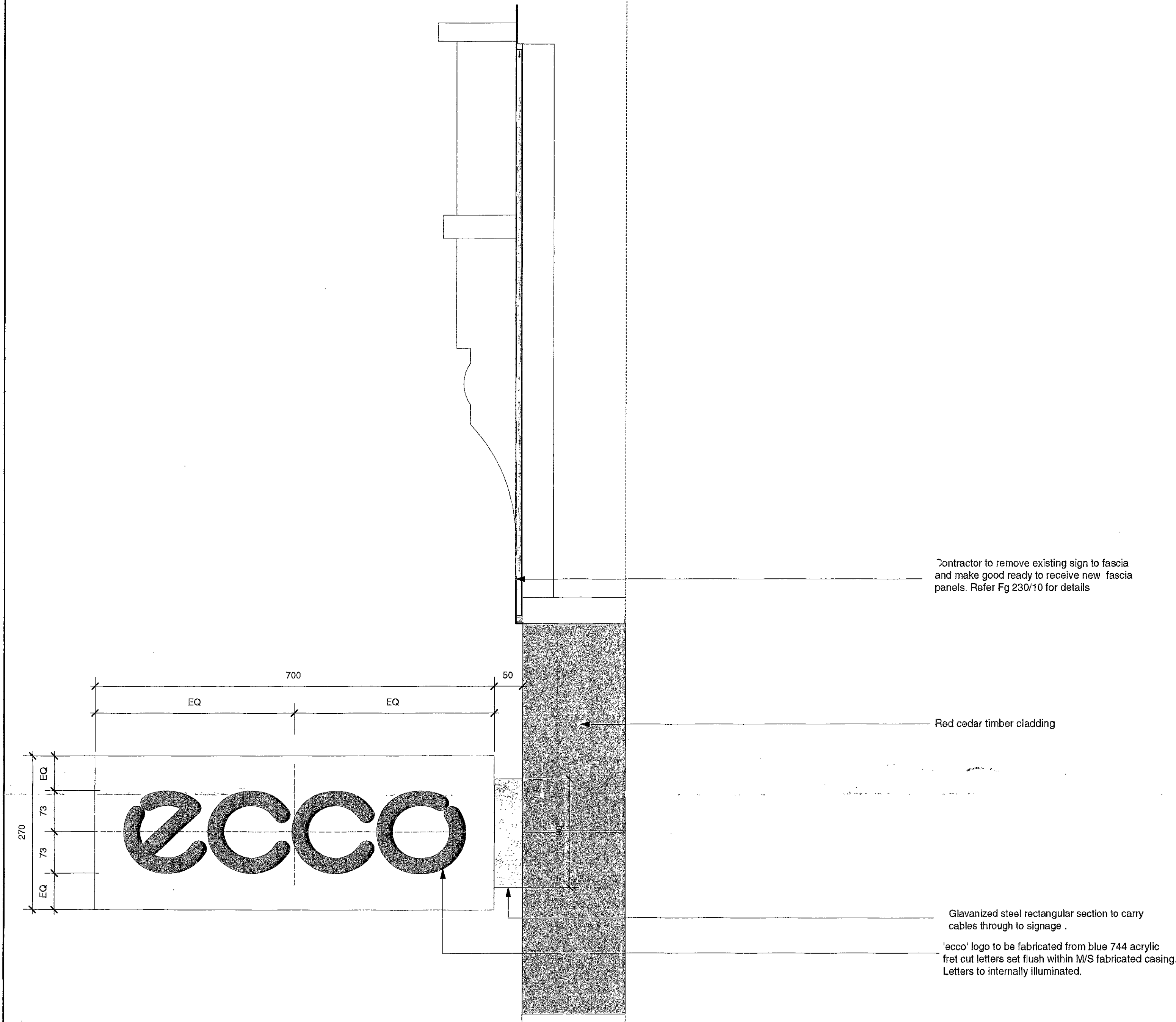
fern green partnership
20 Shepherdess walk london EC2A 4RJ
T 020 7490 7911 F020 7490 8939

client | Ecco
project | High St Kensington
drawing | ShopFront signage
drawing no | FG230 / 10 A
date | 11/00
scale | 1:50

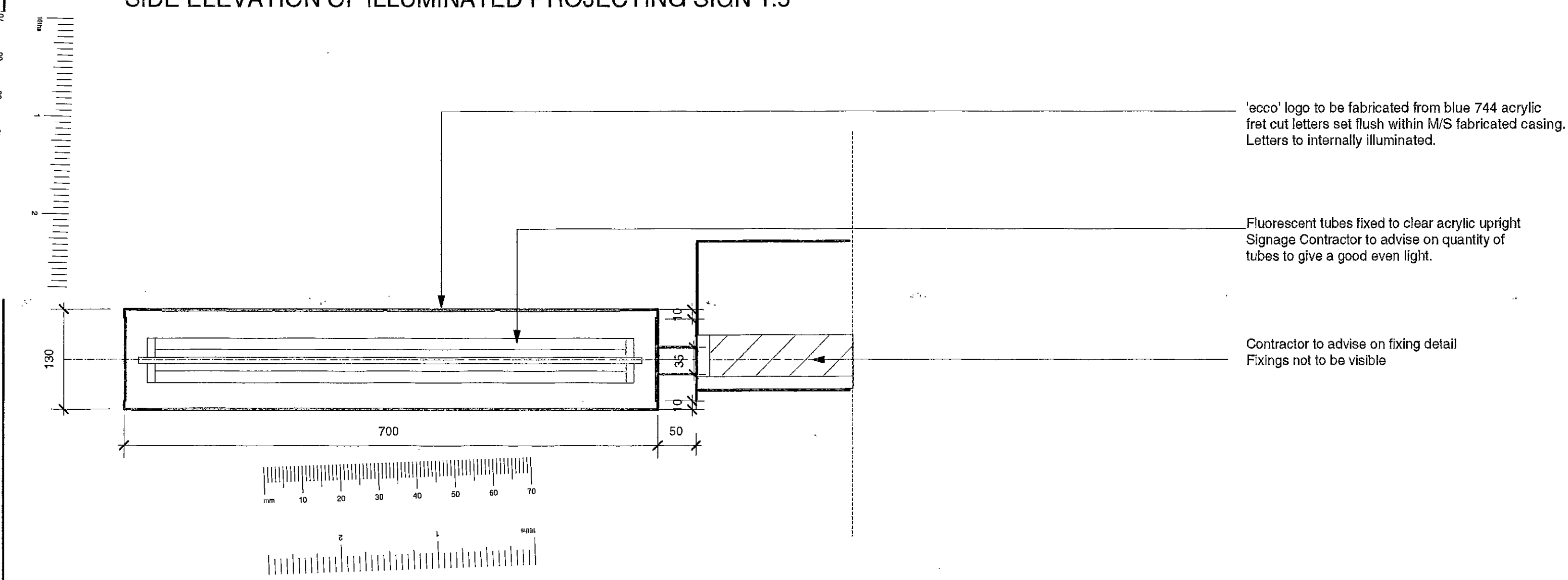
do not scale this drawing all dimensions to be verified on site
copyright of this drawing remains with designer

TP/00/2895/11

TO BE READ IN CONJUNCTION WITH DRG NO FG230/07 &08



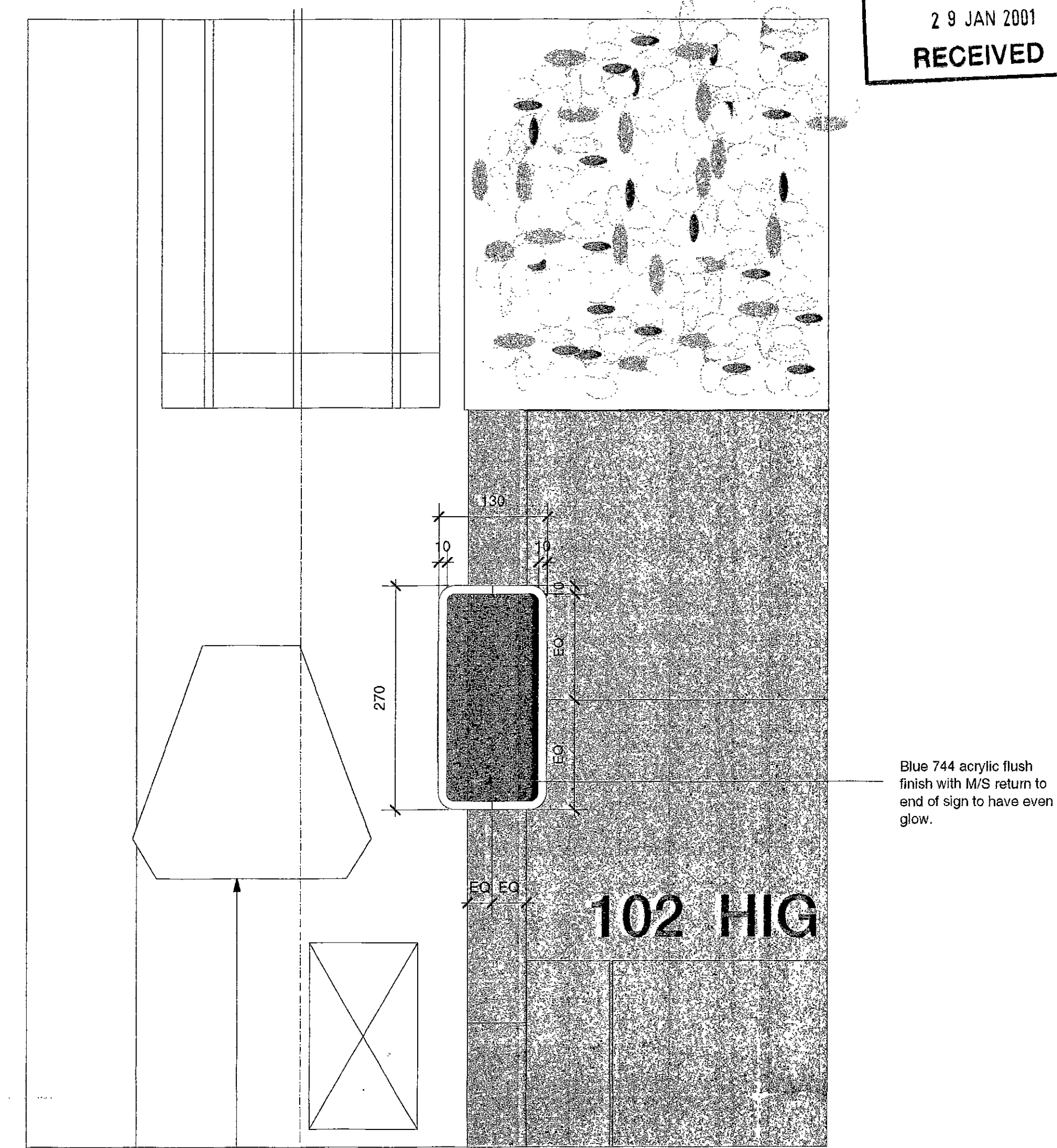
SIDE ELEVATION OF ILLUMINATED PROJECTING SIGN 1:5



PLAN SECTION OF ILLUMINATED PROJECTING SIGN 1:5

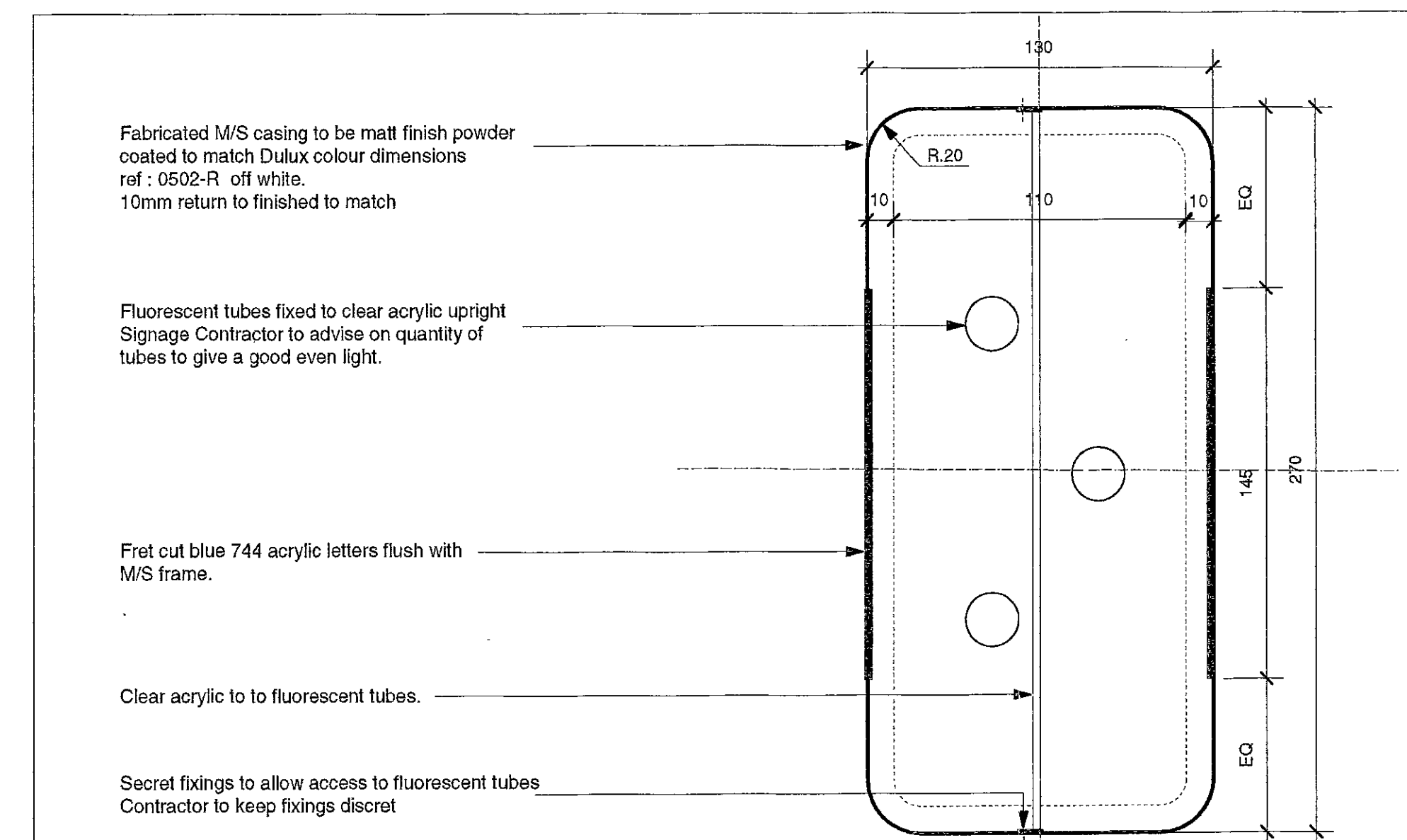
PROJECTING ILLUMINATED SIGN 1 :5

R.B.K. & C.
TOWN PLANNING
29 JAN 2001
RECEIVED



FRONT ELEVATION OF ILLUMINATED PROJECTING SIGN 1:5

FRONT ELEVATION OF ILLUMINATED PROJECTING SIGN 1:5



SECTION THROUGH ILLUMINATED SIGN - HALF FULL SIZE

General Notes

- 1.1 Regulations - The complete works are to conform to Local Council regulations and the requirements laid down in the Tenant's Guidelines manual, if applicable.
- 1.2 Health and Safety - The complete works are to conform to Local Council regulations and be carried out in such a way as to minimise health and safety hazards.
- 1.3 Fire protection - The contractor to comply with the relevant Local Authority code of practice for the prevention of fires on construction sites.
All materials are to conform to Local Council requirements.
All existing fire protection to be maintained.
All services that pass through fire protected construction should be fire stopped.
All partitions and ceilings installed should provide the required fire separation between compartments.
- 1.4 Contractor drawings - contractor to provide setting out and rod drawings for approval prior to construction.
The Contractor to check all dimensions on site and relate to these drawings. The Contractor to report any discrepancies to Designers prior to construction.

DELEGATED
APPROVAL
1 FEB 2001

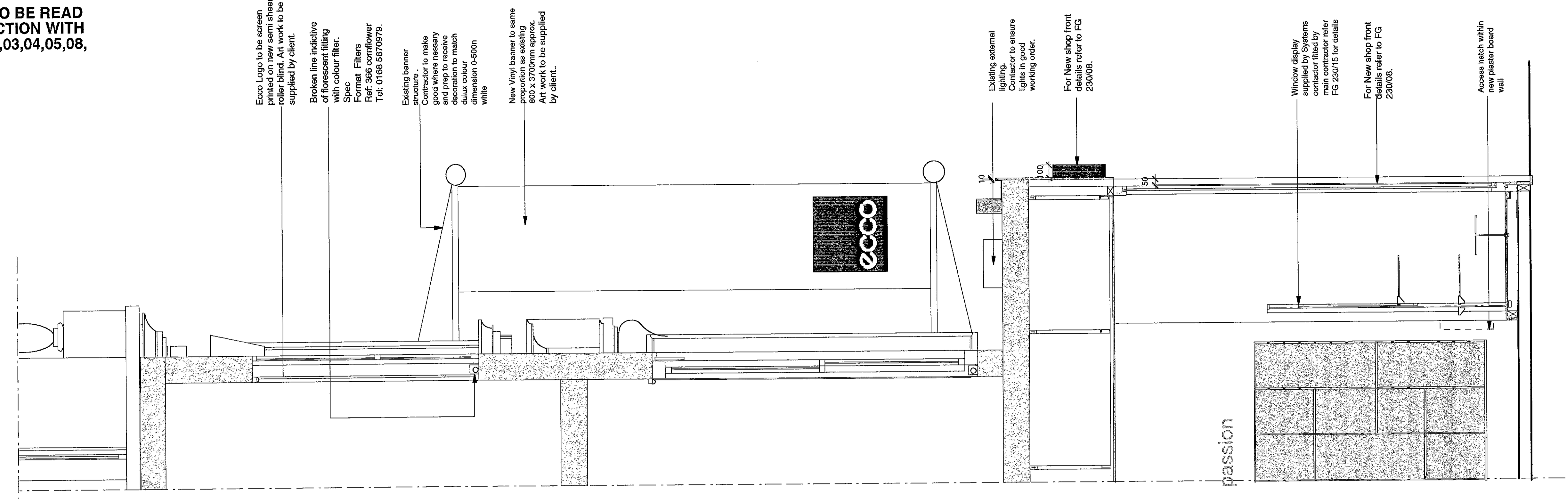
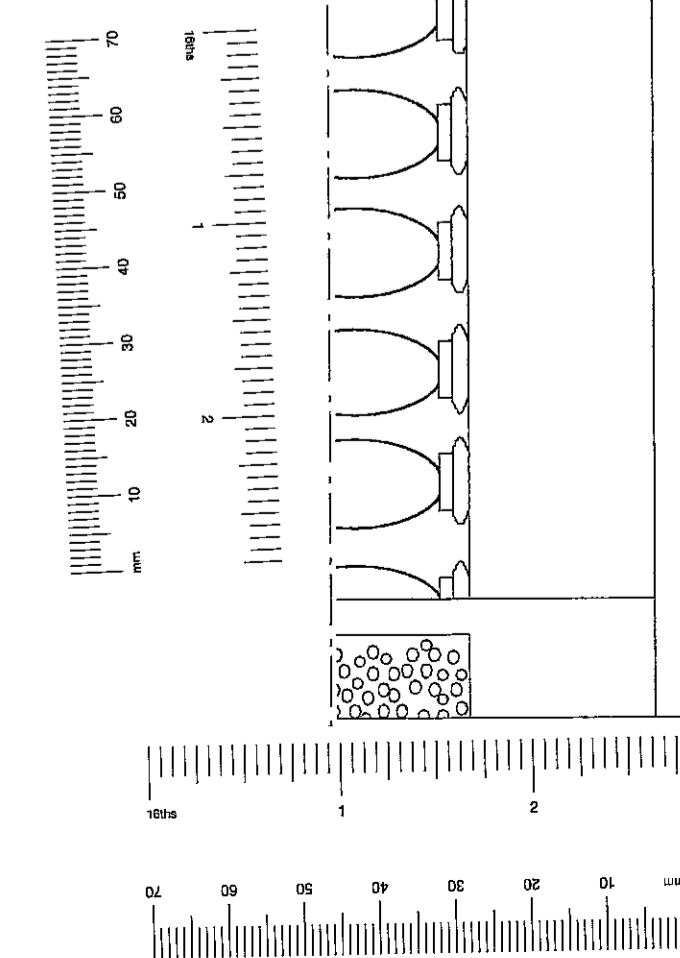
REV.	DATE	DETAIL
28	01/01	PERLIMINARY ISSUE FOR INFORMATION ONLY

fern green partnership
20 Shepherdes walk london EC2A 4RJ
T 020 7490 7911 F020 7490 8939

client | Ecco
project | High St Kensington
drawing | Projecting Sign
drawing no | FG230 / 19
date | 01/01
scale | 1:50

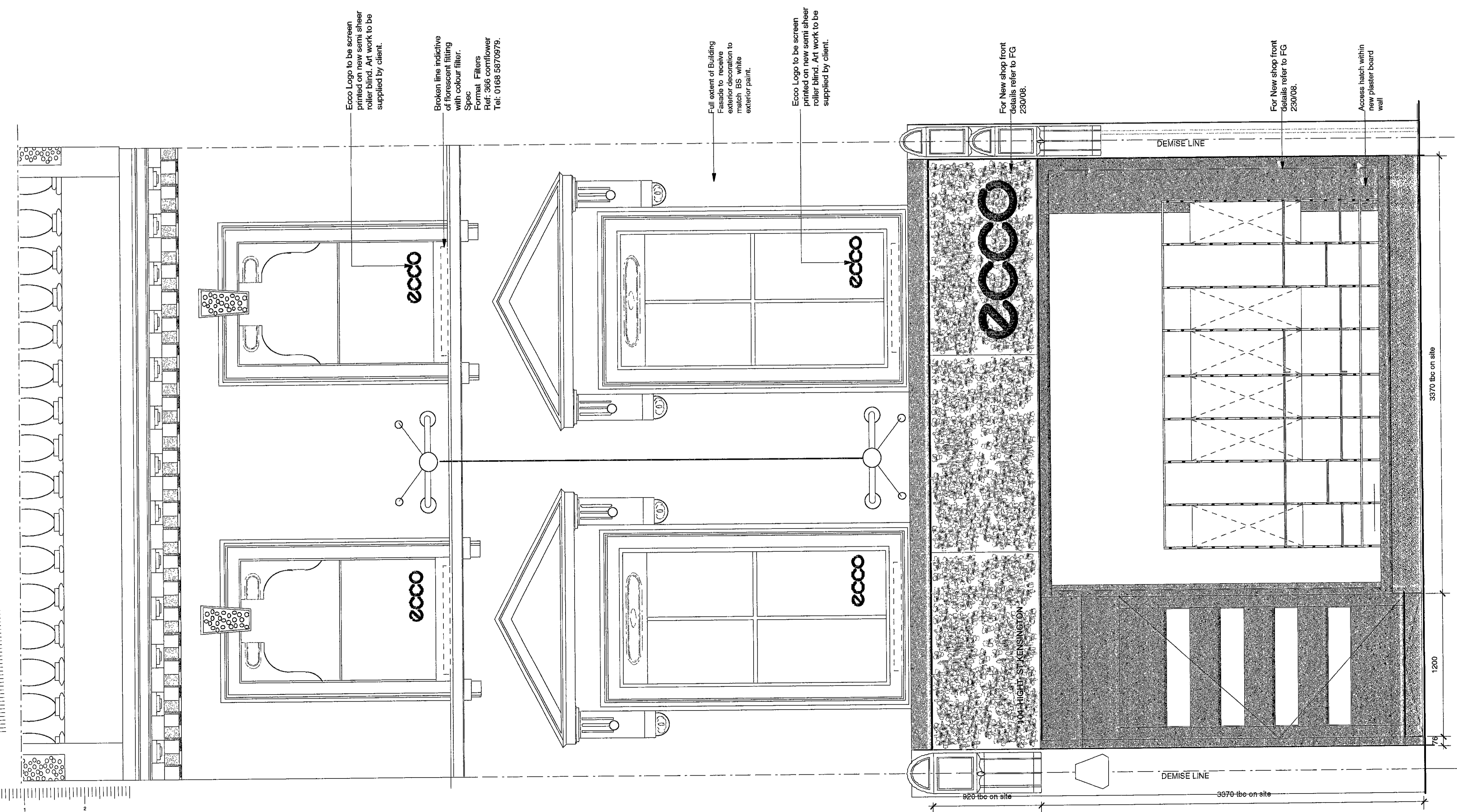
do not scale this drawing all dimensions to be verified on site copyright of this drawing remains with designer

**DRAWING TO BE READ
IN CONJUNCTION WITH
DWG 230/01,03,04,05,08,
09 & 10**



Proposed Shop front Section.
Scale: 1:20

2
7



Proposed Shop front Elevation.
Scale: 1:20

1
7

DRAWING FOR INFORMATION ONLY .NOT TO BE CONSTRUCTED FROM.

General Notes

- 1.1 **Regulations** - The complete works are to conform to Local Council regulations and the requirements laid down in the Tenant's Guidelines manual; if applicable.
- 1.2 **Health and Safety** - The complete works are to conform to Local Council regulations and be carried out in such a way as to minimise health and safety hazards.
- 1.3 **Fire protection** - The contractor to comply with the relevant Local Authority code of practice for the prevention of fires on construction sites.

All materials are to conform to Local Council requirements.
All existing fire protection to be maintained.
All services that pass through fire protected construction should be fire stopped.
All partitions and ceilings installed should provide the required fire separation between compartments.
- 1.4 **Structure** - to engineer's details and Local Authority requirements. The contractor to advise on all details and ensure stability and strength of construction.
- 1.5 **Services** - to engineer's details and Local Authority requirements.
- 1.6 **Temporary services** - The contractor will be responsible for the provision of and payment for all temporary services including water, lighting, electricity and telephones.
- 1.7 **Contractor drawings** - contractor to provide setting out and rod drawings for approval prior to construction.

The Contractor to check all dimensions on site and relate to these drawings. The Contractor to report any discrepancies to Designers prior to construction.

H. & C.
TOWN PLANNING
15 DEC 2000
RECEIVED
PP002895

**TENDER ISSUE
8.12.00**

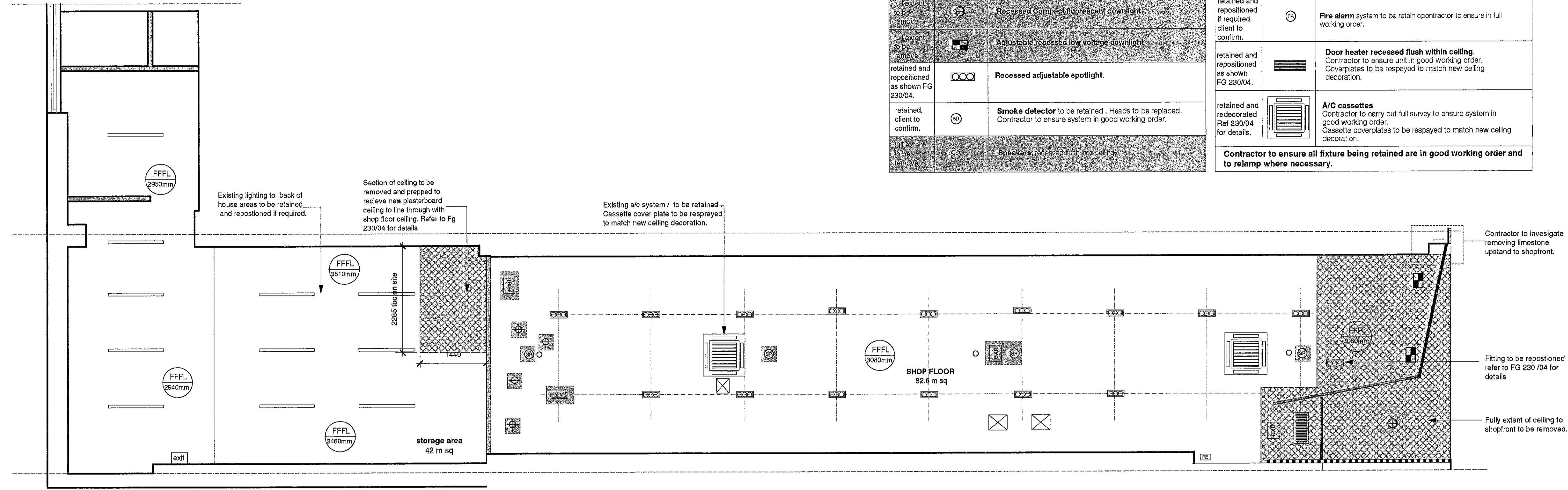
REV.	DATE	DETAIL

fern green partnership
20 Shepherdess walk london EC2A 4RJ
T 020 7490 7911 F 020 7490 8939

client | Ecco
project | High St Kensington
drawing | Proposed Shop Front
drawing no | FG230 / 07
date | 11/00
scale | 1: 50

do not scale this drawing all dimensions to be verified on site
copyright of this drawing remains with designer

DRAWING TO BE READ IN CONJUNCTION WITH DWG 230/01,02,03 &04



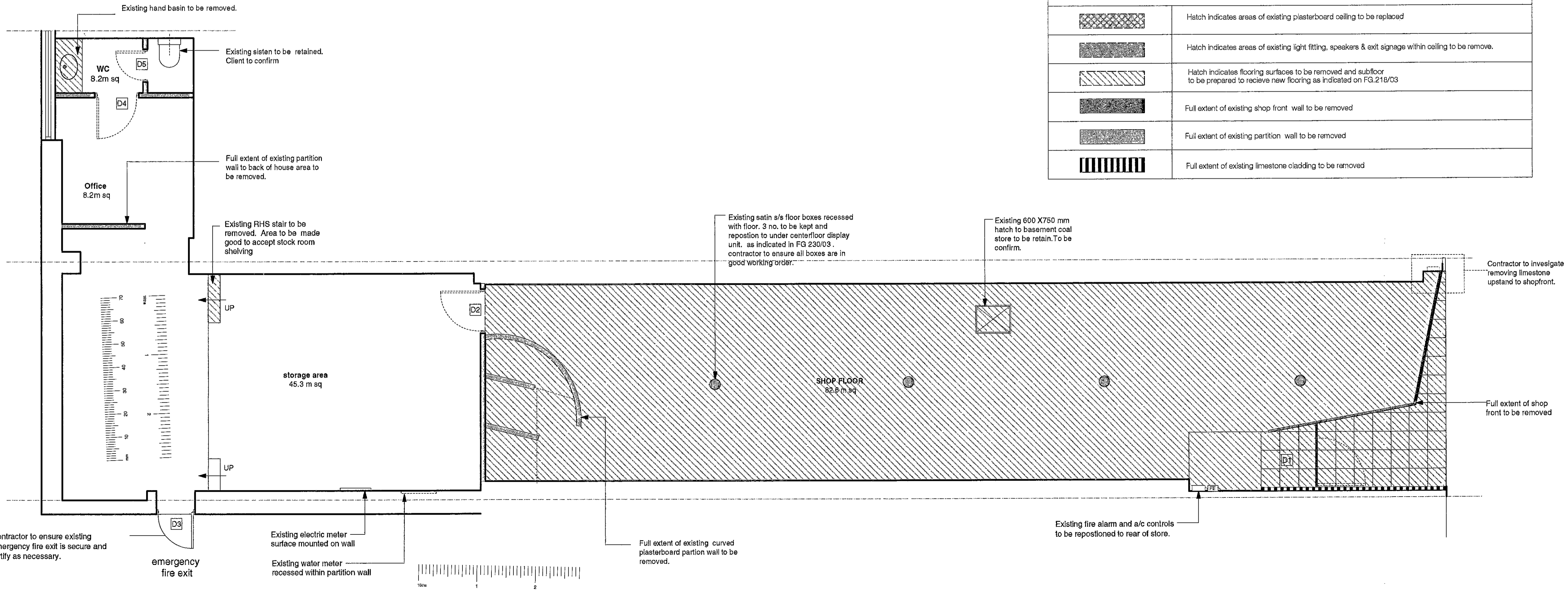
2
00 Survey/ Demolition - Reflected Ceiling Plan.
Scale: 1:50

REMOVE / RETAIN	SYMBOL	DESCRIPTION
retained	⊗	access hatches
full extent to be removed	⊗	illuminated safety exit sign
retained and repositioned if required	⊙	Fire alarm system to be retained contractor to ensure in full working order.
retained and repositioned as shown FG 230/04.	⊗	Door heater recessed flush within ceiling. Contractor to ensure unit in good working order. Coverplates to be respayed to match new ceiling decoration.
retained and redecorated Ref 230/04 for details.	⊗	A/C cassettes Contractor to carry out full survey to ensure system in good working order. Contractor to advise on all details and ensure stability and strength of construction. Cassette coverplates to be respayed to match new ceiling decoration.
full extent to be removed	⊗	Speakers

Contractor to ensure all fixture being retained are in good working order and to relamp where necessary.

General Notes TP/00/2895

- 1.1 Regulations - The complete works are to conform to Local Council regulations and the requirements laid down in the Tenant's Guidelines manual, if applicable.
 - 1.2 Health and Safety - The complete works are to conform to Local Council regulations and be carried out in such a way as to minimise health and safety hazards.
 - 1.3 Fire protection - The contractor to comply with the relevant Local Authority code of practice for the prevention of fires on construction sites.
All materials are to conform to Local Council requirements.
All existing fire protection to be maintained.
All services that pass through fire protected construction should be fire stopped.
All partitions and ceilings installed should provide the required fire separation between compartments.
 - 1.4 Structure - to engineer's details and Local Authority requirements. The contractor to advise on all details and ensure stability and strength of construction.
 - 1.5 Services - to engineer's details and Local Authority requirements.
 - 1.6 Temporary services - The contractor will be responsible for the provision of and payment for all temporary services including water, lighting, electricity and telephones.
 - 1.7 Contractor drawings - contractor to provide setting out and rod drawings for approval prior to construction.
- The Contractor to check all dimensions on site and relate to these drawings. The Contractor to report any discrepancies to Designers prior to construction.



1
00 Survey/ Demolition - Plan.
Scale: 1:50

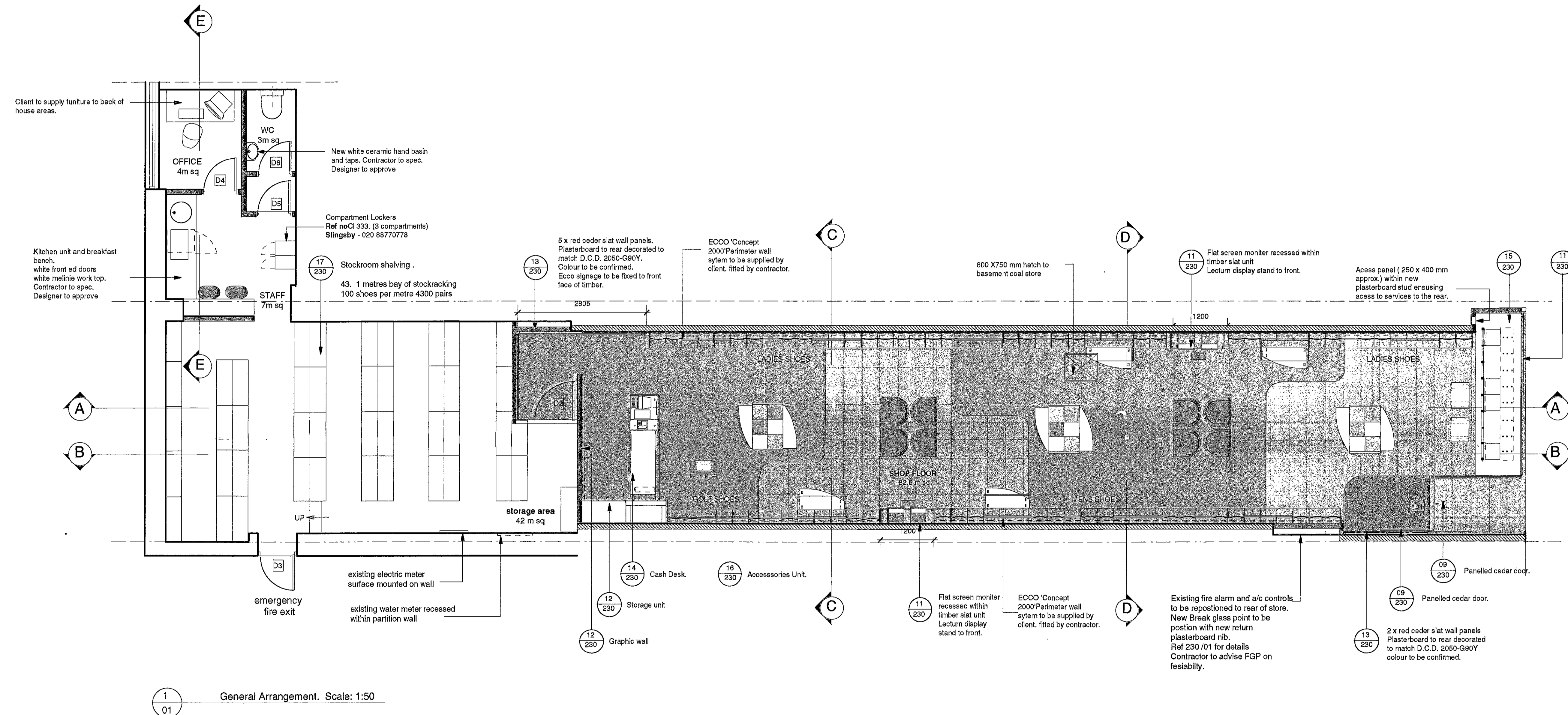
Demolition Works Key	
	Hatch indicates areas of existing plasterboard ceiling to be replaced
	Hatch indicates areas of existing light fitting, speakers & exit signage within ceiling to be removed.
	Hatch indicates flooring surfaces to be removed and subfloor to be prepared to receive new flooring as indicated on FG.218/03
	Full extent of existing shop front wall to be removed
	Full extent of existing partition wall to be removed
	Full extent of existing limestone cladding to be removed



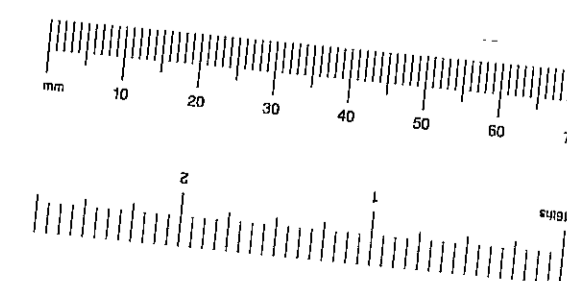
PP002895
TENDER ISSUE
8.12.00

REV.	DATE	DETAIL
fern green partnership 20 Shepherdess walk London N1 7LB T 020 7490 7911 F020 7490 8939		
client	Ecco	
project	High St Kensington	
drawing	Survey/ Demolition Plan	
drawing no	FG 230/00	
date	11/00	
scale	1:50	

do not scale this drawing all dimensions to be verified on site
copyright of this drawing remains with designer



1
01 General Arrangement. Scale: 1:50



The following items are to be supplied the client and fitted by the main contractor.

no. req	Symbol	Description	no. req	Symbol	Description
3 no.		Low mid floor display table -single ECCO 'concept shop 2000' By system contractor (By others)	1 no.		Cash desk -one till point. By system contractor (By others)
8 no.		h/m 321 chair Hitch Mylius Ltd - 44 (0) 208 443 2616 Elmo leather - Rustical 33286 By Client	85 bays		Perimeter system. ECCO 'concept shop 2000' By system contractor (By others)
2 no.		Timber stool ECCO 'concept shop'. By system contractor (By others)	4 no. perimeter tables		Perimeter system. ECCO 'concept shop 2000' By system contractor (By others)
1 no.		Free standing accessories unit. By system contractor (By others)	8 no.		Window display unit. By system contractor (By others)

- 1.1 Regulations - The complete works are to conform to Local Council regulations and the requirements laid down in the Tenant's Guidelines manual; if applicable.
- 1.2 Health and Safety - The complete works are to conform to Local Council regulations and be carried out in such a way as to minimise health and safety hazards.
- 1.3 Fire protection - The contractor to comply with the relevant Local Authority code of practice for the prevention of fires on construction sites.
All materials are to conform to Local Council requirements.
All existing fire protection to be maintained.
All services that pass through fire protected construction should be fire stopped.
All partitions and ceilings installed should provide the required fire separation between compartments.
- 1.4 Structure - to engineer's details and Local Authority requirements. The contractor to advise on all details and ensure stability and strength of construction.
- 1.5 Services - to engineer's details and Local Authority requirements.
- 1.6 Temporary services - The contractor will be responsible for the provision of and payment for all temporary services including water, lighting, electricity and telephones.
- 1.7 Contractor drawings - contractor to provide setting out and rod drawings for approval prior to construction.
The Contractor to check all dimensions on site and relate to these drawings. The Contractor to report any discrepancies to Designers prior to construction.



PP002895

TENDER ISSUE
8.12.00

30.11.00	PERLIMINARY ISSUE FOR INFORMATION ONLY
REV.	DATE
	DETAIL

fern green partnership
20 Shepherdess walk London N1 7LB
T 020 7490 7911 F020 7490 8999

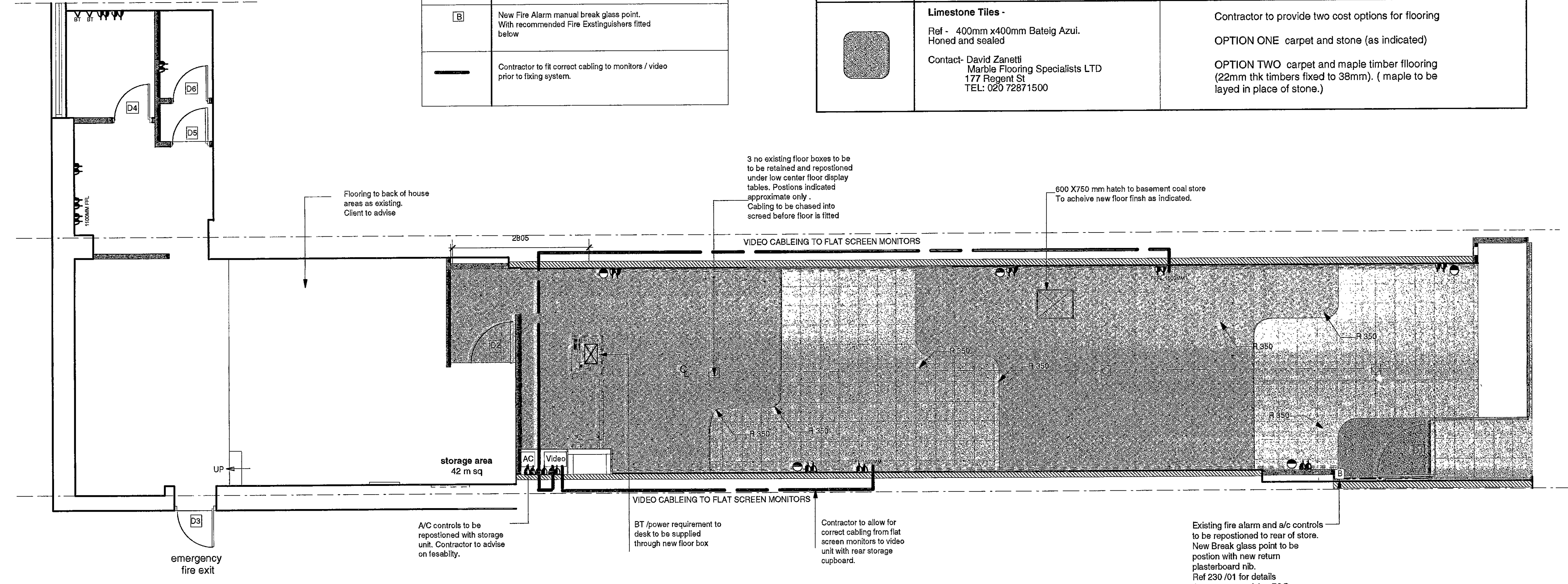
client | Ecco
project | High St Kensington
drawing | GA
drawing no | FG230 / 01
date | 11/00
scale | 1:50

do not scale this drawing all dimensions to be verified on site
copyright of this drawing remains with designer

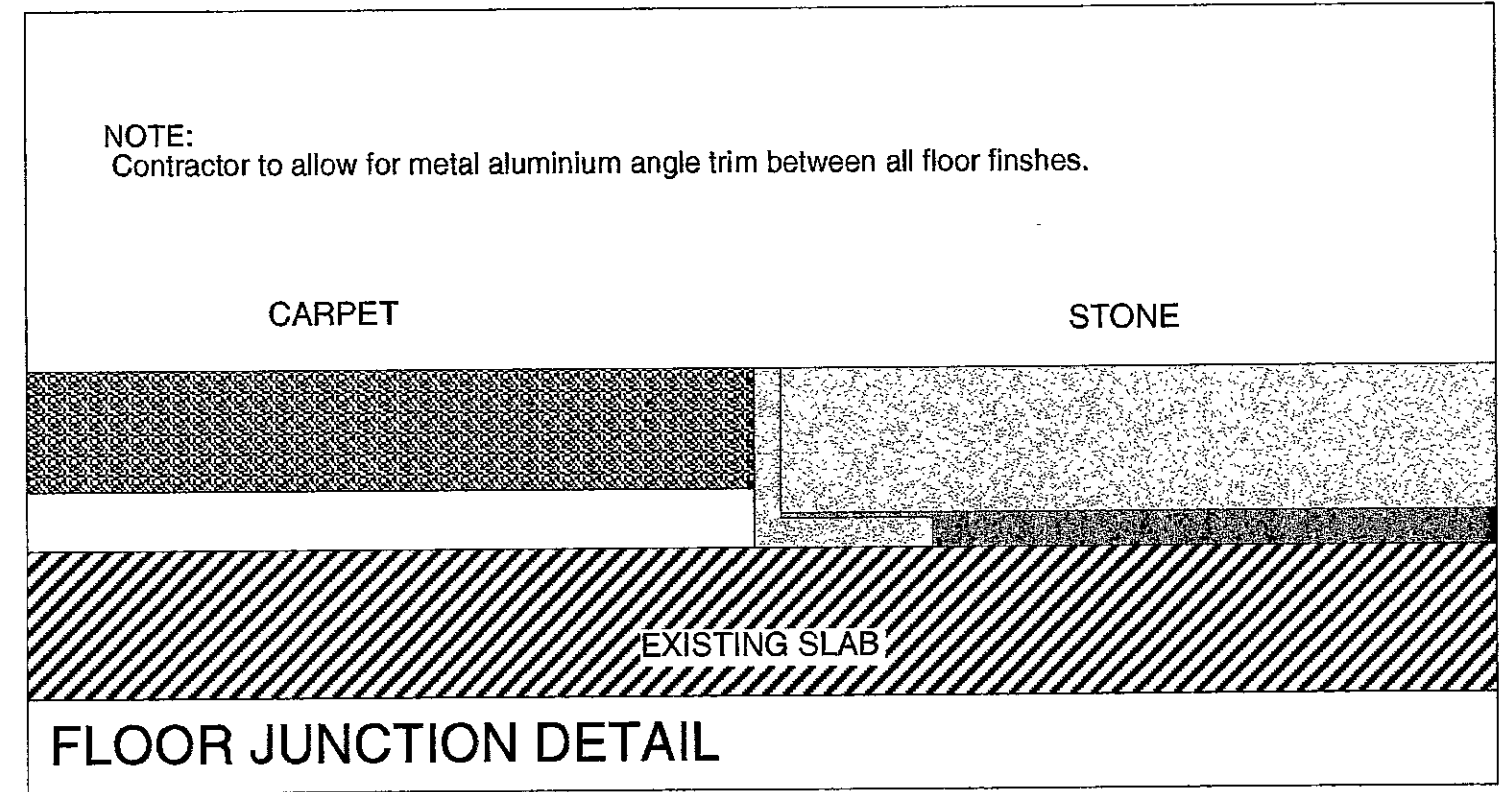
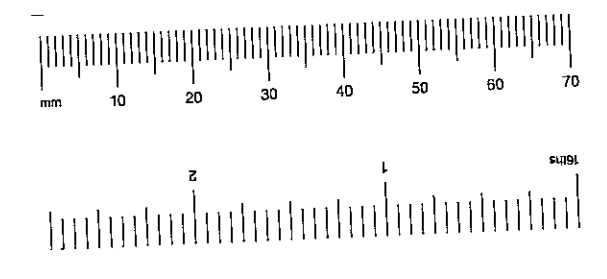

DRAWING TO BE READ IN CONJUNCTION WITH DWG 230/01, & 02

Electrical Key	
	New recessed floor box positioned below cash desk Box to take - 2 no. double sockets - 1 no. external BT line
	13 AMP satin stainless steel double socket fitted 250mm from F.F.L. unless otherwise stated.
	3no. BT external line/ internal line. 2- manager's office 1- cash desk
	Power supply for lighting within Perimeter wall system. Lights at both top and bottom of system.
	3 no. Existing satin S/S floor boxes to be retained and repositioned as necessary. Positions to be confirmed. Contractor to ensure all boxes are in good working order.
	New Fire Alarm manual break glass point. With recommended Fire Extinguishers fitted below
	Contractor to fit correct cabling to monitors / video prior to fixing system.

Floor Finishes Key			
General notes		FLOORING TO BACK OF HOUSE AREA AS EXISTING. CLIENT TO CONFIRM.	
Existing floors - To made good in accordance with suppliers recommendations			
Junctions - See Drg No. 230 / 04 for all thresholds and floor strip details.			
Sub-floors - all floor finishes to be built up so that all finished floors are on exactly the same level.			
Expansion joints - to be installed to perimeter of all finishes as recommended by the manufacturer. If expansion joints are recommended with a floor finish the location + details is to be agreed with the designers.			
Symbol	Detail	Symbol	Detail
	Carpet - Style: Colour choices ST Pattern: DR465 Colour: 304 Wild Mushroom Pile: Antron Legacy Nylon Contact- Rob Kelly Lees Carpets TEL: 800 523 5647 Mobile: 0973 506 123		Door Mat - Jaymart 'Brush-Off' M3 Best Quality PVC Backed Coir in 30mm THK 'GREY' finish - supplied by Jaymart Rubber & Plastics LTD Woodlands Trading Estate Eden Vale Road Westbury Wiltshire TEL: 01373 864926
	Limestone Tiles - Ref - 400mm x400mm Bateig Azuli. Honed and sealed Contact- David Zanetti Marble Flooring Specialists LTD 177 Regent St TEL: 020 72671500	Contractor to provide two cost options for flooring OPTION ONE carpet and stone (as indicated) OPTION TWO carpet and maple timber flooring (22mm thk timbers fixed to 38mm). (maple to be layed in place of stone.)	

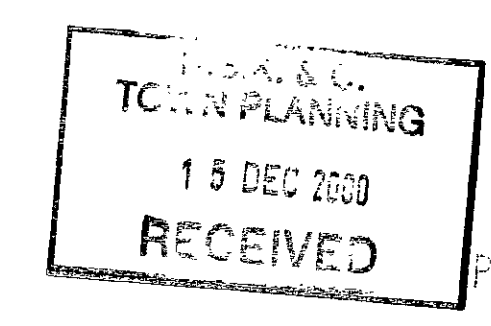


1
3
Finish Floor / Small Power Plan. Scale: 1:50



General Notes

- 1.1 **Regulations** - The complete works are to conform to Local Council regulations and the requirements laid down in the Tenant's Guidelines manual, if applicable.
- 1.2 **Health and Safety** - The complete works are to conform to Local Council regulations and be carried out in such a way as to minimise health and safety hazards.
- 1.3 **Fire protection** - The contractor to comply with the relevant Local Authority code of practice for the prevention of fires on construction sites.
All materials are to conform to Local Council requirements.
All existing fire protection to be maintained.
All services that pass through fire protected construction should be fire stopped.
All partitions and ceilings installed should provide the required fire separation between compartments.
- 1.4 **Structure** - to engineer's details and Local Authority requirements. The contractor to advise on all details and ensure stability and strength of construction.
- 1.5 **Services** - to engineer's details and Local Authority requirements.
- 1.6 **Temporary services** - The contractor will be responsible for the provision of and payment for all temporary services including water, lighting, electricity and telephones.
- 1.7 **Contractor drawings** - contractor to provide setting out and rod drawings for approval prior to construction.
The Contractor to check all dimensions on site and relate to these drawings. The Contractor to report any discrepancies to Designers prior to construction.



TENDER ISSUE
8.12.00


REV.	DATE	DETAIL

fern green partnership
20 Shepherdess walk london N1 7LB
T 020 7490 7911 F020 7490 8939

client | Eoco
project | High St Kensington
drawing | Floor finishes/ Small power plan
drawing no | FG230 / 03
date | 11/00
scale | 1:50

DRAWING FOR INFORMATION ONLY .NOT TO BE CONSTRUCTED FROM.

do not scale this drawing all dimensions to be verified on site
copyright of this drawing remains with designer



Peran RC Rustik extra light cladding.
(nr 920 size 4-6 mm).
Poured pebbles to be held within 920 x
1660 10 approx.mild steel trays. Trays to
be hung from the facade. Contactor
confirm dim. prior to manufacture.

Light blue translucent film applied to full extent of back face

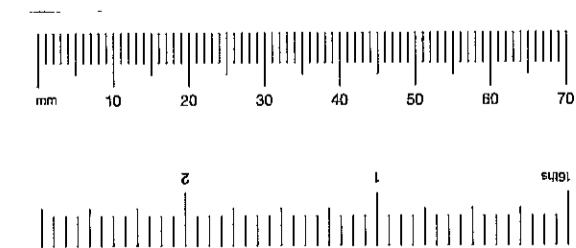

Face and returns Fabricated from ICI 743 Blue Acrylic

White neon tubing

Block out film to rear face leaving 20mm gap to all edges

Block out film to inside face of returns

5mm clear Pvc Back panel



Proposed Shop front.
Scale: 1:20

- 1.1 **Regulations** - The complete works are to conform to Local Council regulations and the requirements laid down in the Tenant's Guidelines manual, if applicable.
- 1.2 **Health and Safety** - The complete works are to conform to Local Council regulations and be carried out in such a way as to minimise health and safety hazards.
- 1.3 **Fire protection** - The contractor to comply with the relevant Local Authority code of practice for the prevention of fires on construction sites.

All materials are to conform to Local Council requirements.

All existing fire protection to be maintained.

All services that pass through fire protected construction should be fire stopped.

All partitions and ceilings installed should provide the required fire separation between compartments.
- 1.4 **Structure** - to engineer's details and Local Authority requirements. The contractor to advise on all details and ensure stability and strength of construction.
- 1.5 **Services** - to engineer's details and Local Authority requirements.
- 1.6 **Temporary services** - The contractor will be responsible for the provision of and payment for all temporary services including water, lighting, electricity and telephones.
- 1.7 **Contractor drawings** - contractor to provide setting out and rod drawings for approval prior to construction.

The Contractor to check all dimensions on site and relate to these drawings. The Contractor to report any discrepancy to Designers prior to construction.

R.S.K. & C.
TOWN PLANNING
15 DEC 2000
RECEIVED P/002895

TENDER ISSUE
8.12.00

REV.	DATE	DETAIL

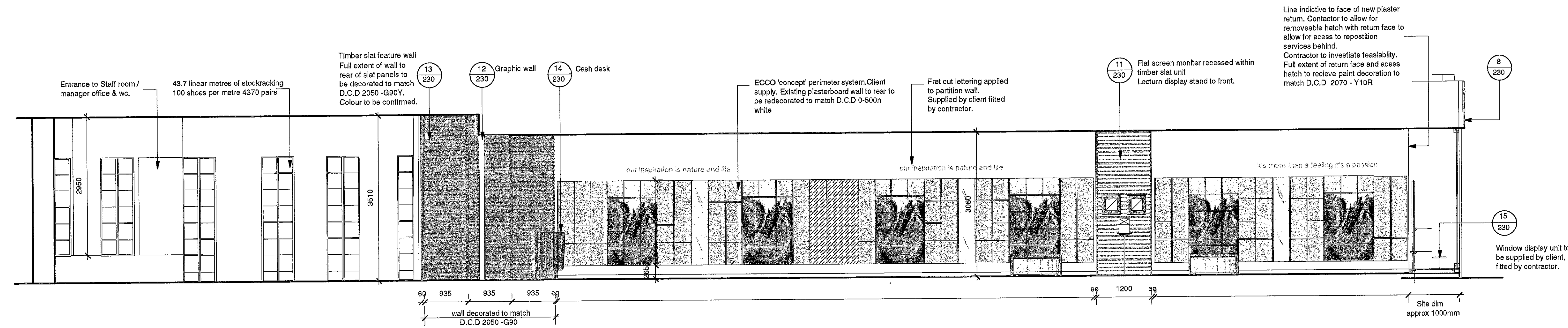
fern green partnership

20 Shepherdess walk london EC2A 4RJ
T 020 7490 7911 F020 7490 8939

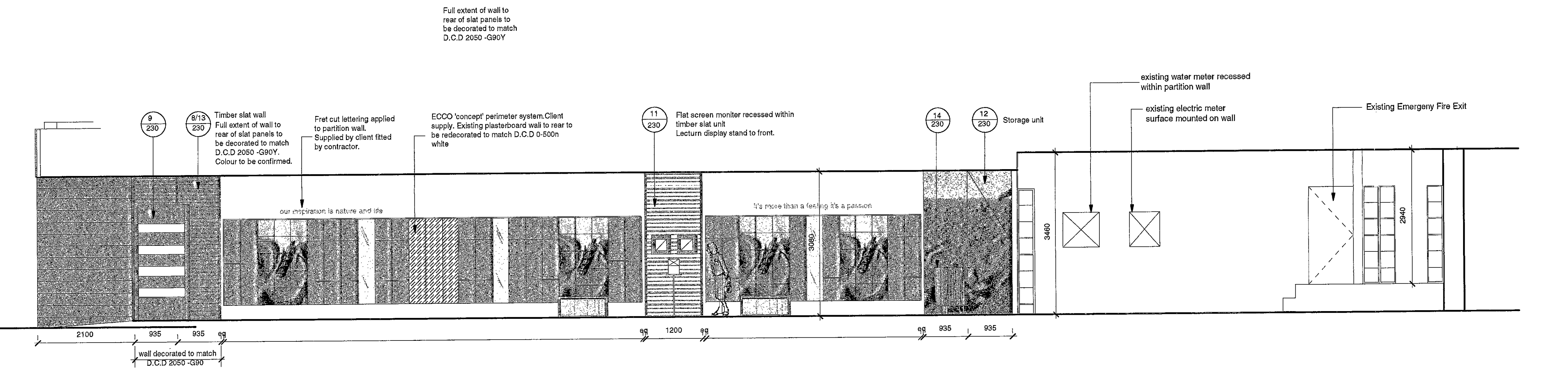
client | Ecco
project | High St Kensington
drawing | ShopFront signage
drawing no | FG230 / 10
date | 11/00
scale | 1:50

do not scale this drawing all dimensions to be verified on site
copyright of this drawing remains with designer

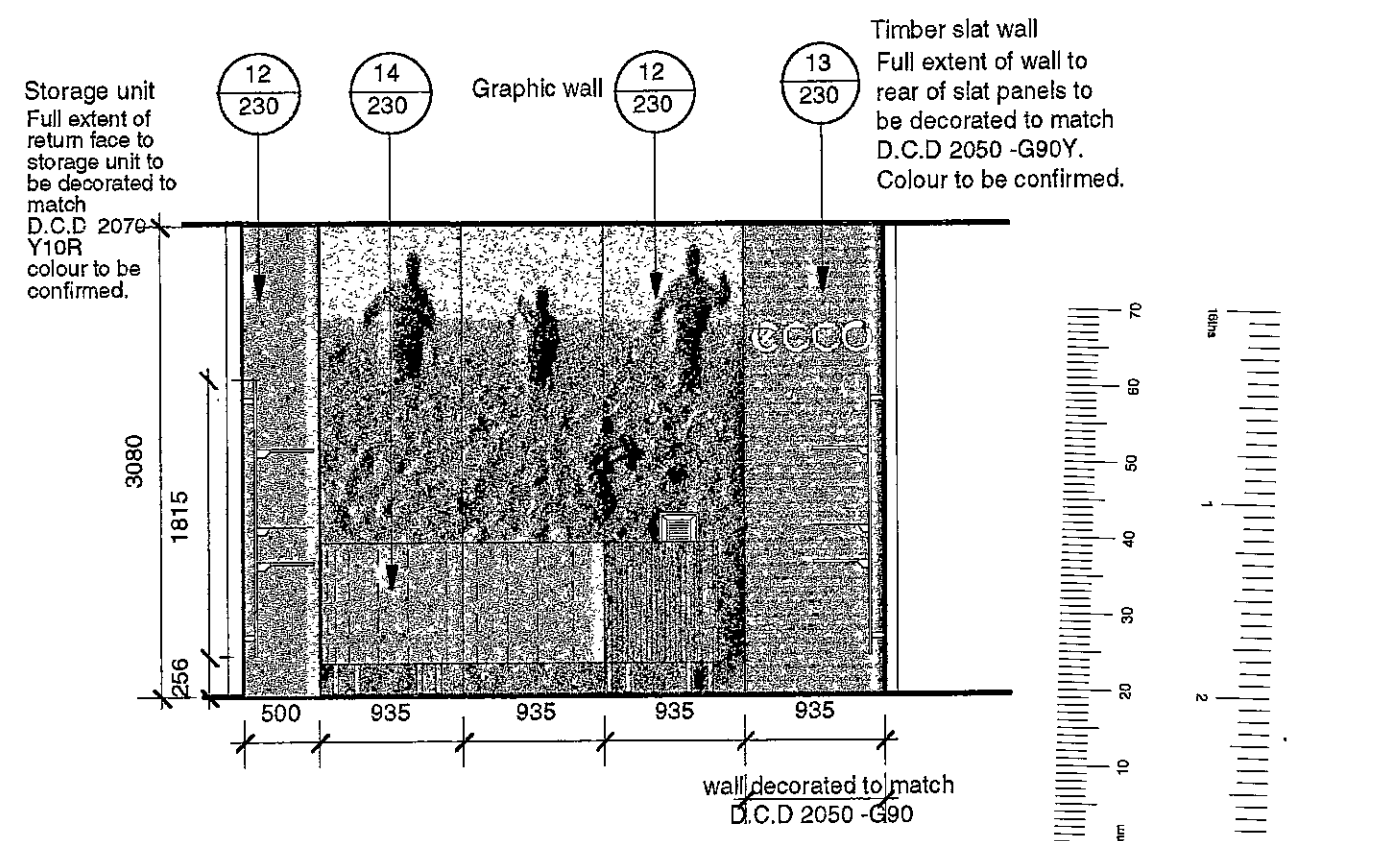
DRAWING TO BE READ IN CONJUNCTION WITH DWG 230/01,02,08, 11,12, 13 & 14



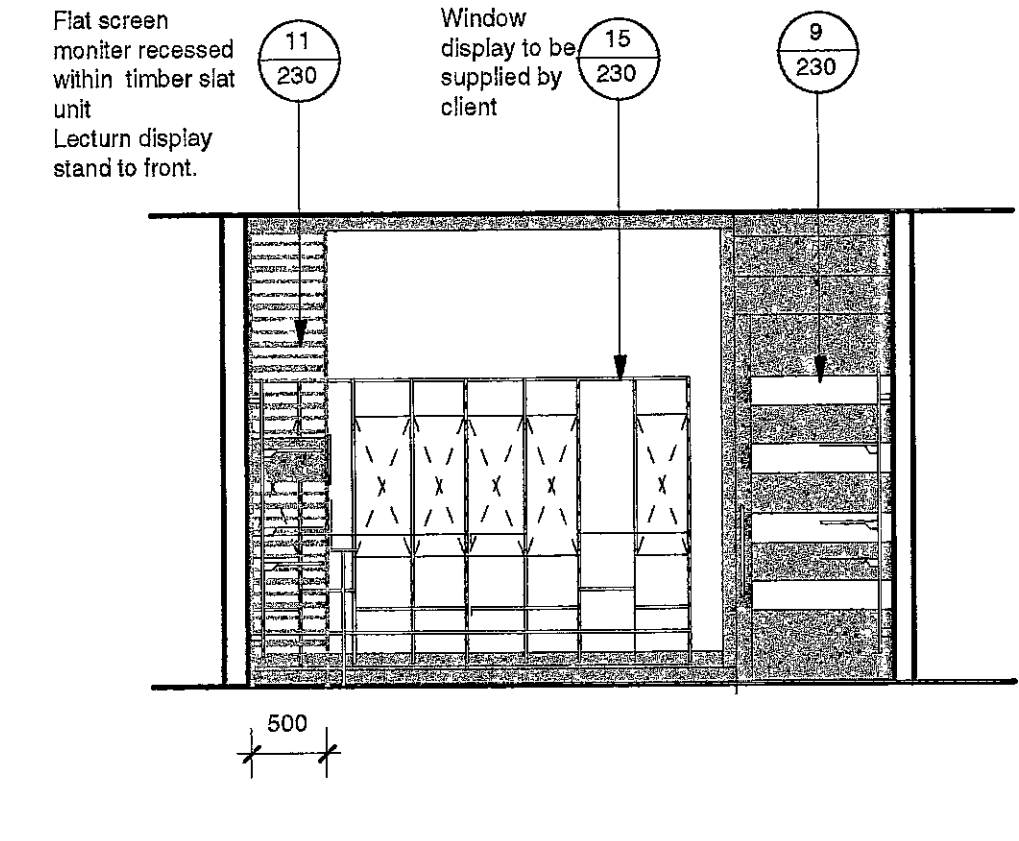
1 Sectional elevation AA. Scale: 1:50



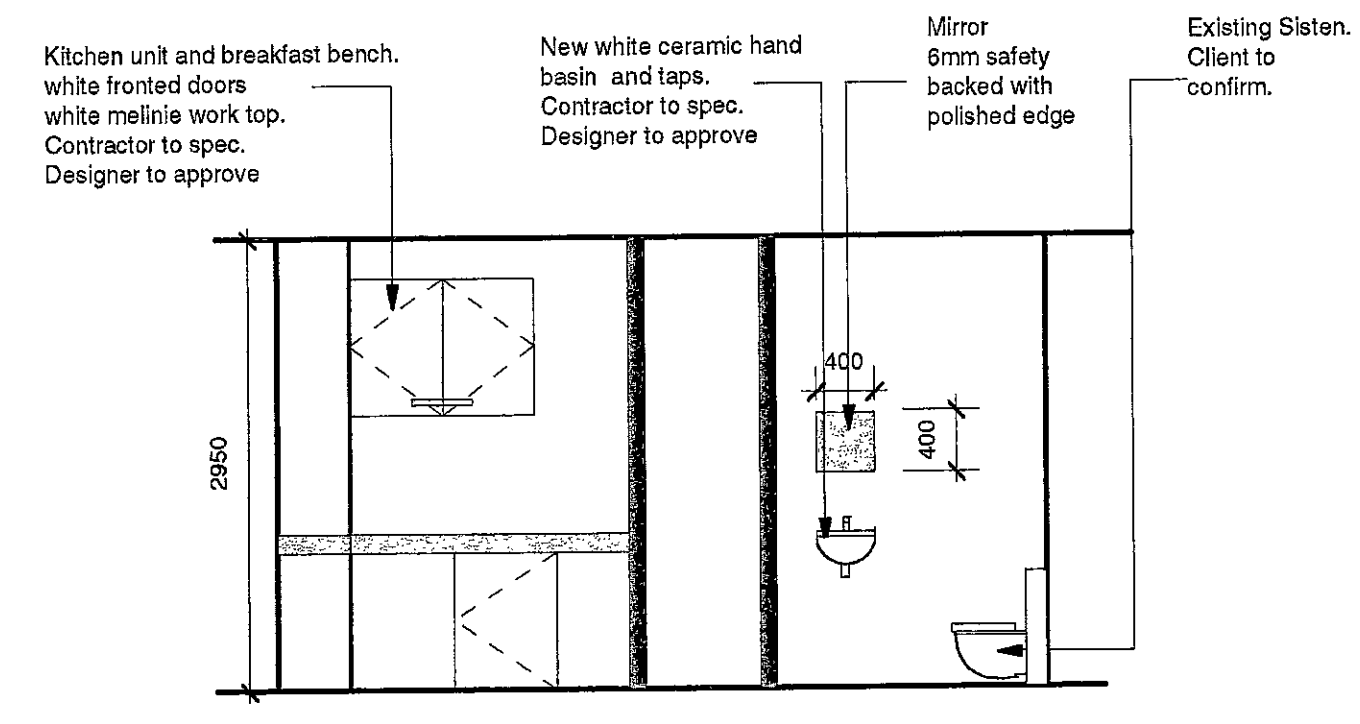
2 Sectional elevation BB. Scale: 1:50



3 Sectional elevation CC. Scale: 1:50



4 Sectional elevation DD. Scale: 1:50



5 Sectional elevation EE. Scale: 1:50

- 1.1 Regulations - The complete works are to conform to Local Council regulations and the requirements laid down in the Tenant's Guidelines manual, if applicable.
- 1.2 Health and Safety - The complete works are to conform to Local Council regulations and be carried out in such a way as to minimise health and safety hazards.
- 1.3 Fire protection - The contractor to comply with the relevant Local Authority code of practice for the prevention of fires on construction sites.
All materials are to conform to Local Council requirements.
All existing fire protection to be maintained.
All services that pass through fire protected construction should be fire stopped.
All partitions and ceilings installed should provide the required fire separation between compartments.
- 1.4 Structure - to engineer's details and Local Authority requirements. The contractor to advise on all details and ensure stability and strength of construction.
- 1.5 Services - to engineer's details and Local Authority requirements.
- 1.6 Temporary services - The contractor will be responsible for the provision of and payment for all temporary services including water, lighting, electricity and telephones.
- 1.7 Contractor drawings - contractor to provide setting out and rod drawings for approval prior to construction.
The Contractor to check all dimensions on site and relate to these drawings. The Contractor to report any discrepancies to Designers prior to construction.



PP002895

TENDER ISSUE 8.12.00

REV.	DATE	DETAIL
30.11.00		PERLIMINARY ISSUE FOR INFORMATION ONLY

fern green partnership
 20 Shepherds walk london N1 7LB
 T 020 7490 7811 F 020 7490 8939

client | Ecco
 project | High St Kensington
 drawing | Elevations A,A -DD.
 drawing no | FG230 /05
 date | 11/00
 scale | 1:50

do not scale this drawing all dimensions to be verified on site copyright of this drawing remains with designer

DRAWING FOR INFORMATION ONLY .NOT TO BE CONSTRUCTED FROM.

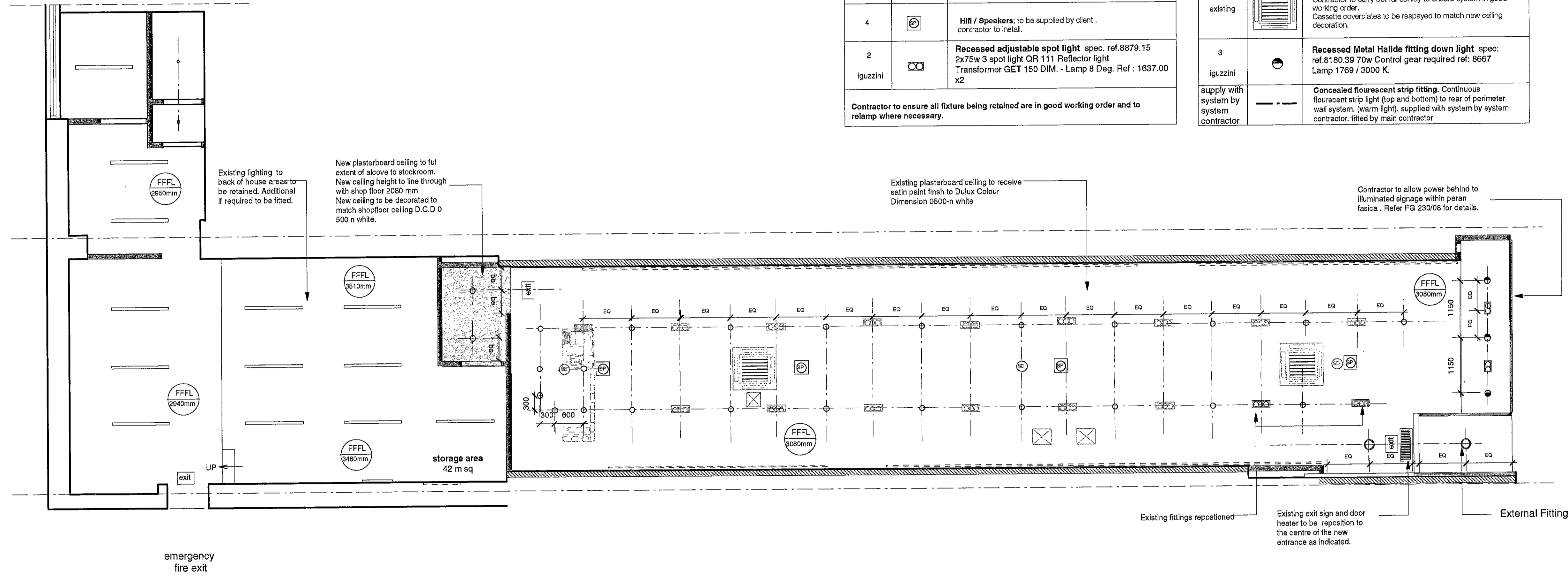
Ceiling Note.
 existing plasterboard ceiling to be patched where necessary and made good for decoration. Decoration to match D.C.D 0-500 n white

For all supplied by: **iguzzini illuminazione UK LTD**
 Unit 9 Mitcham Industrial Estate
 85 Streatham RD
 Mitcham Surrey
 Tel. 0208 846 4141

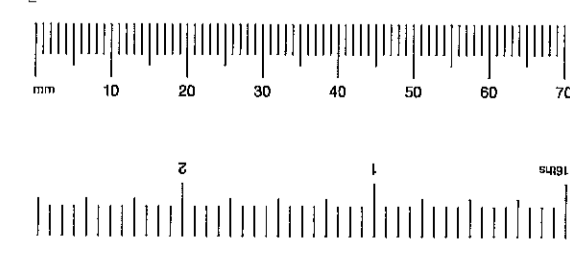
NO REQ.	SYMBOL	DESCRIPTION
existing	+	Surface mounted fluorescent fitting. To be retained and repositioned as necessary
2 iguzzini	⊕	Recessed Compact fluorescent downlight spec 8331.01 "Sistema 44" -2x26w white reflector with PL-warm lamp.
existing	⊙	Recessed adjustable spotlight. To be retained
3 existing	⊙	Smoke detector ceiling mounted. To be retained. White heads to be replace. Contractor to ensure fitting is in good working
4	⊕	Hifi / Speakers; to be supplied by client . contractor to install.
2 iguzzini	⊕	Recessed adjustable spot light spec. ref.8879.15 2x75w 3 spot light QR 111 Reflector light Transformer GET 150 DIM. - Lamp 8 Deg. Ref : 1637.00 x2

Contractor to ensure all fixture being retained are in good working order and to relamp where necessary.

2	○	Back of house Surface mount compact fluorescent contractor to spec subject to designers approval.
23 iguzzini	○	Recessed Metal Halide fitting downlight. spec reflex Orbital 70w 86867 control gear required ref. 8668 lamp 1769 /3000 k.
2 ERCO	EXIT	Maintained illuminated safety exit sign ceiling mounted. ERCO 45 11 EOG TC-EL 11 W. 2 G7
existing	⊕	Fire alarm To be retained. Client to confirm Contractor to ensure fitting is in good working order.
existing	⊕	Door heater recessed flush within ceiling. Contractor to ensure heater in good working order. Coverplate to be respayed to match new ceiling decoration.
existing	⊕	A/C cassettes Contractor to carry out full survey to ensure system in good working order. Cassette coverplates to be respayed to match new ceiling decoration.
3 iguzzini	○	Recessed Metal Halide fitting down light spec: ref.8180.39 70w Control gear required ref: 8667 Lamp 1769 / 3000 K.
supply with system by system contractor	---	Concealed fluorescent strip fitting. Continuous fluorescent strip light (top and bottom) to rear of perimeter wall system. (warm light), supplied with system by system contractor, fitted by main contractor.



1
04 Reflected Ceiling Plan. Scale: 1:50



- 1.1 **Regulations** - The complete works are to conform to Local Council regulations and the requirements laid down in the Tenant's Guidelines manual; if applicable.
- 1.2 **Health and Safety** - The complete works are to conform to Local Council regulations and be carried out in such a way as to minimise health and safety hazards.
- 1.3 **Fire protection** - The contractor to comply with the relevant Local Authority code of practice for the prevention of fires on construction sites.
All materials are to conform to Local Council requirements.
All existing fire protection to be maintained.
All services that pass through fire protected construction should be fire stopped.
All partitions and ceilings installed should provide the required fire separation between compartments.
- 1.4 **Structure** - to engineer's details and Local Authority requirements. The contractor to advise on all details and ensure stability and strength of construction.
- 1.5 **Services** - to engineer's details and Local Authority requirements.
- 1.6 **Temporary services** - The contractor will be responsible for the provision of and payment for all temporary services including water, lighting, electricity and telephones.
- 1.7 **Contractor drawings** - contractor to provide setting out and rod drawings for approval prior to construction.
The Contractor to check all dimensions on site and relate to these drawings. The Contractor to report any discrepancies to Designers prior to construction.

R.E.K. & O.
TOWN PLANNING
19 DEC 2000
RECEIVED

TENDER ISSUE
8.12.00

REV.	DATE	DETAIL

fern green partnership
 20 Shepherdess walk london N1 7LB
 T 020 7490 7911 F020 7490 8939

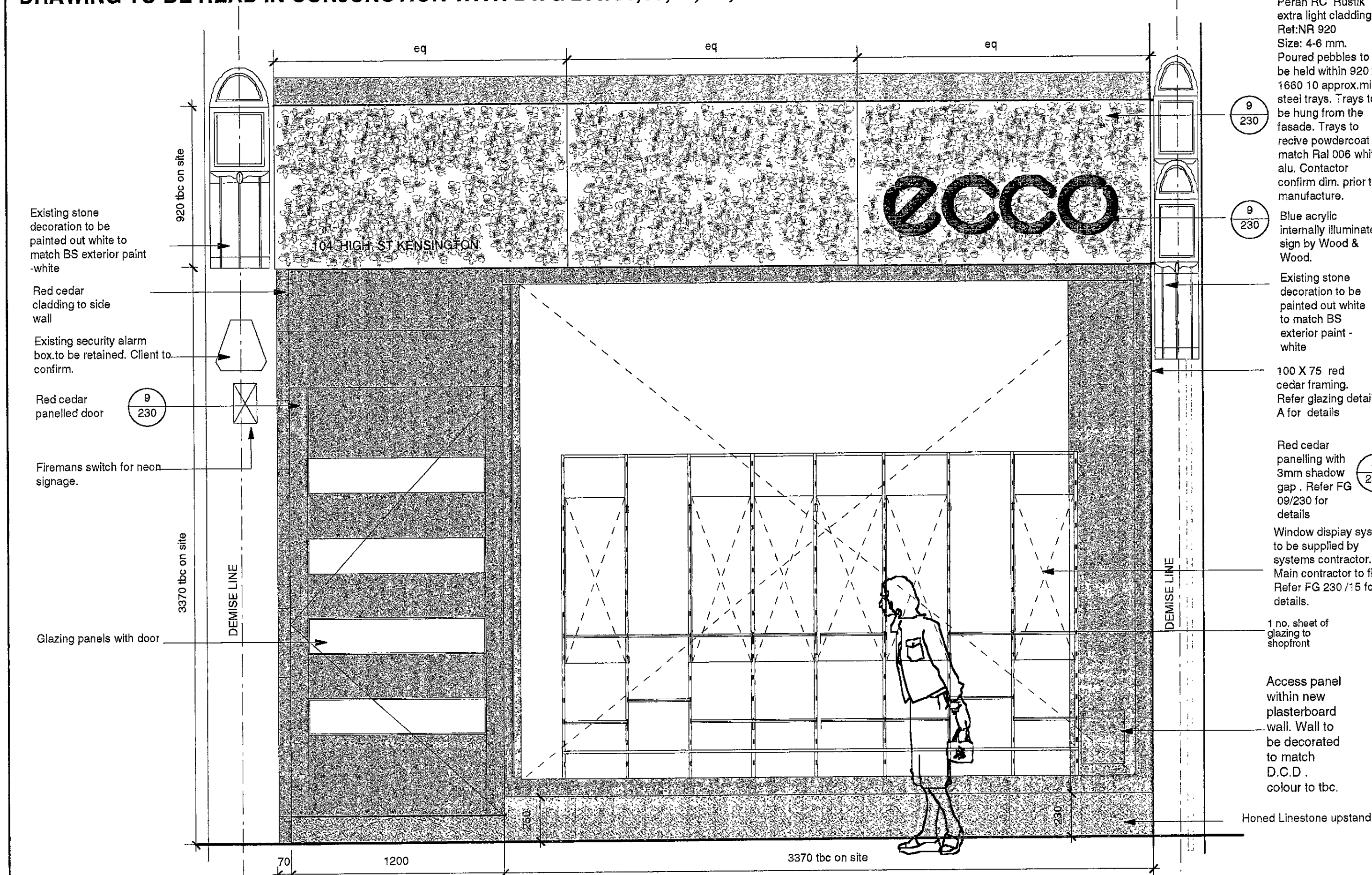
client | Ecco
 project | High St Kensington
 drawing | Reflected Ceiling Plan
 drawing no | FG230 / 04
 date | 11/00
 scale | 1:50

do not scale this drawing all dimensions to be verified on site
 copyright of this drawing remains with designer

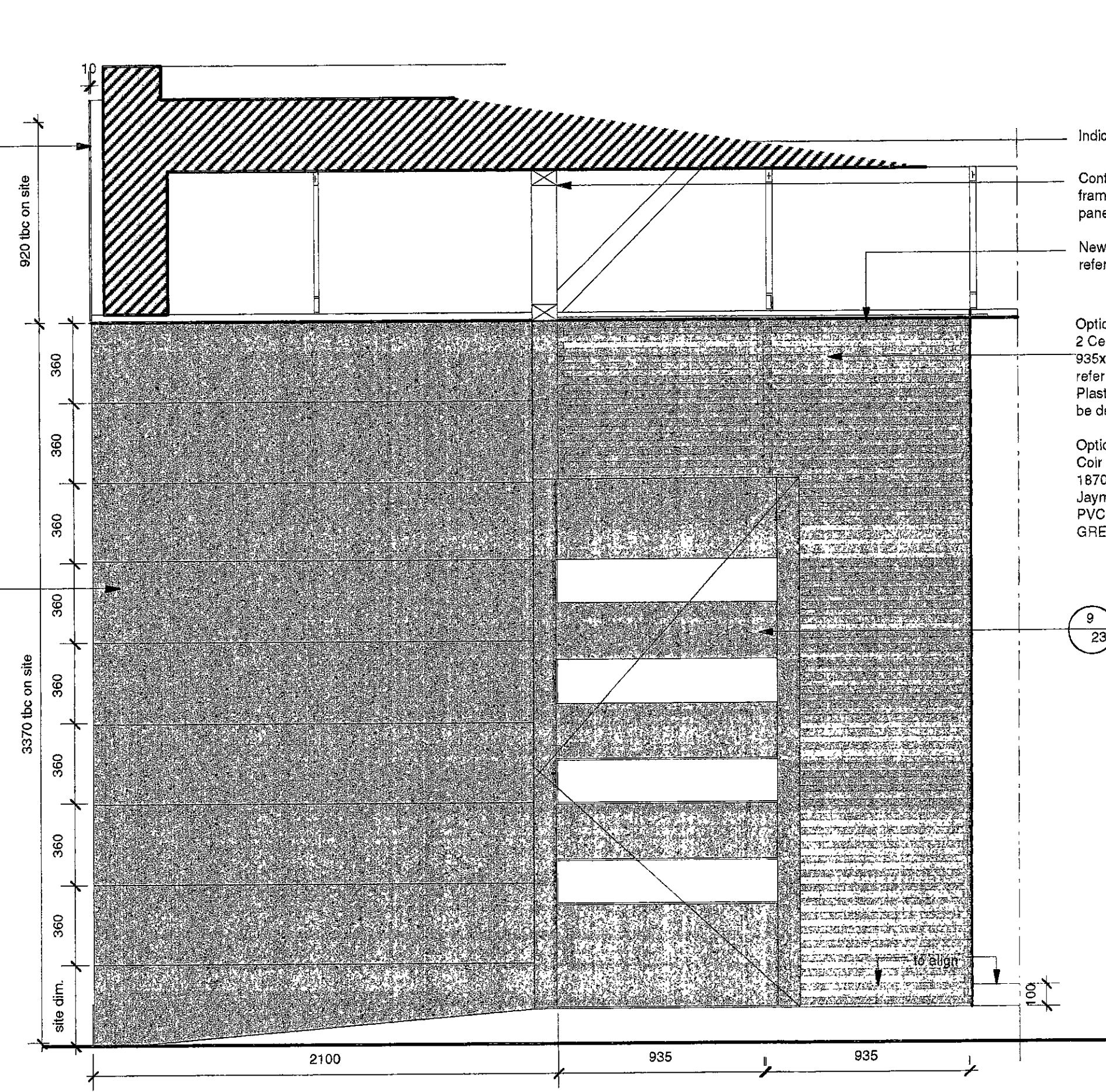
DRAWING TO BE READ IN CONJUNCTION WITH DWG 230/01,05,07, 09, 10 & 13

DRAWING FOR INFORMATION ONLY .NOT TO BE CONSTRUCTED FROM.

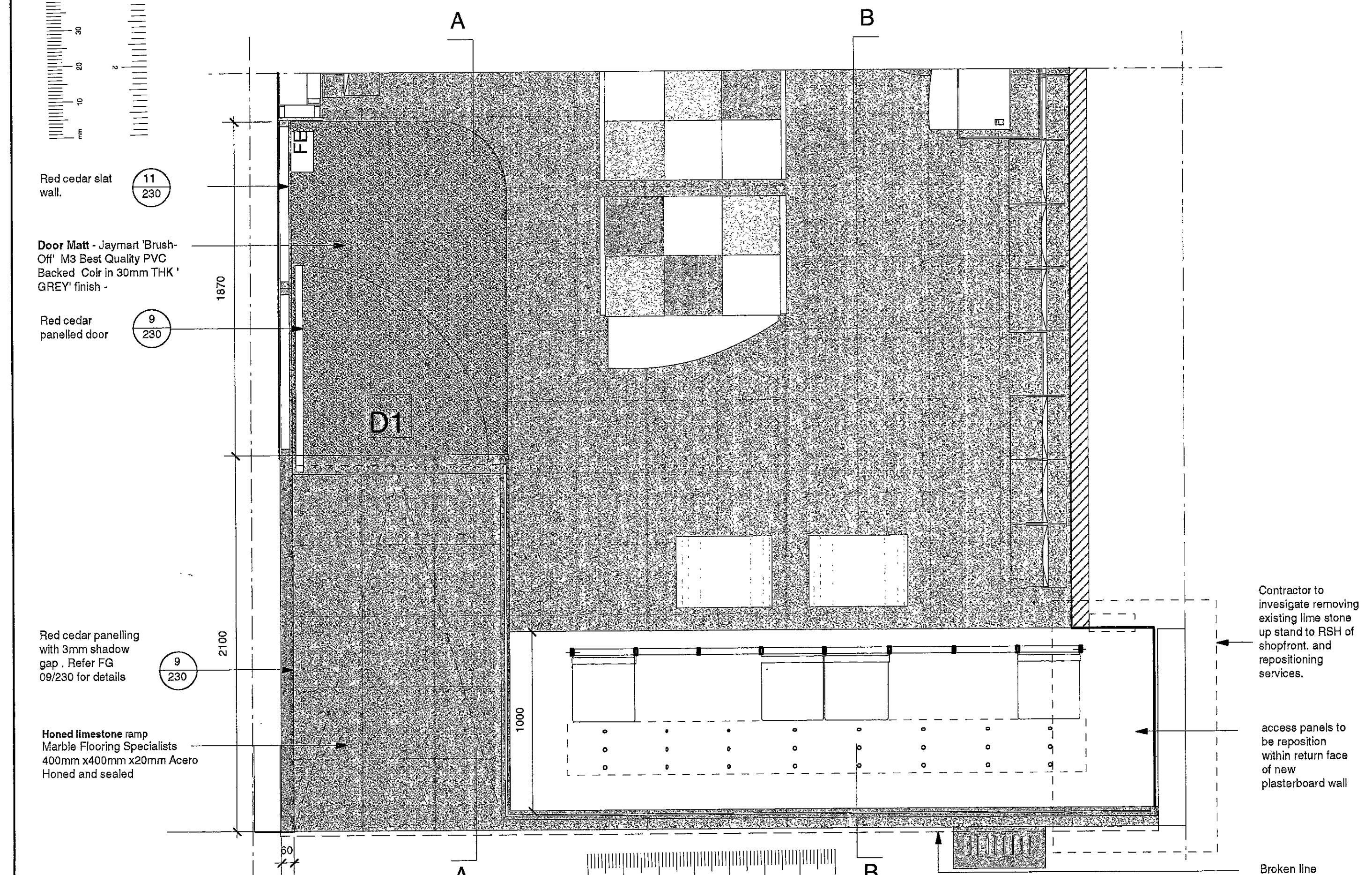

General Notes TP/00/2895 (14)



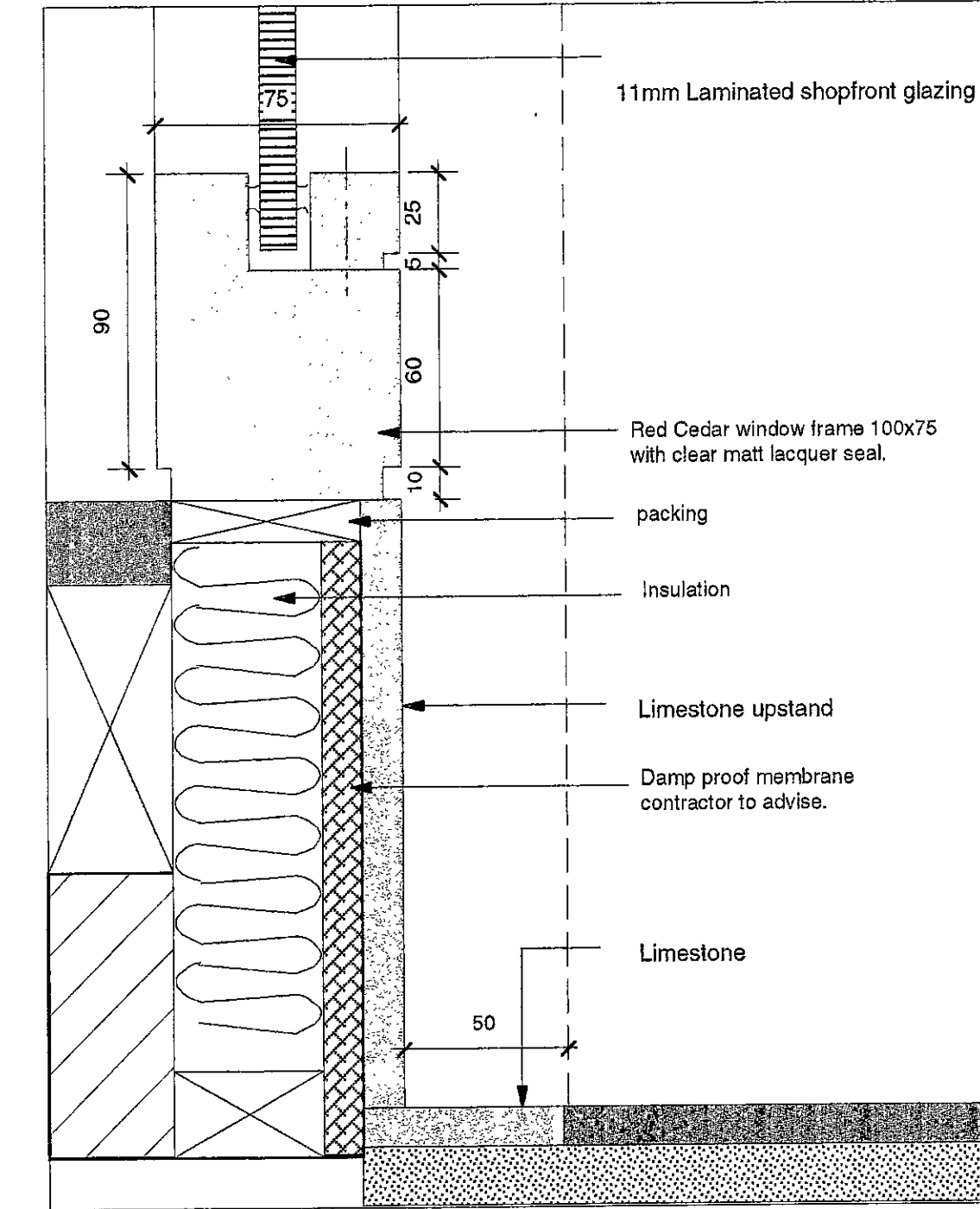
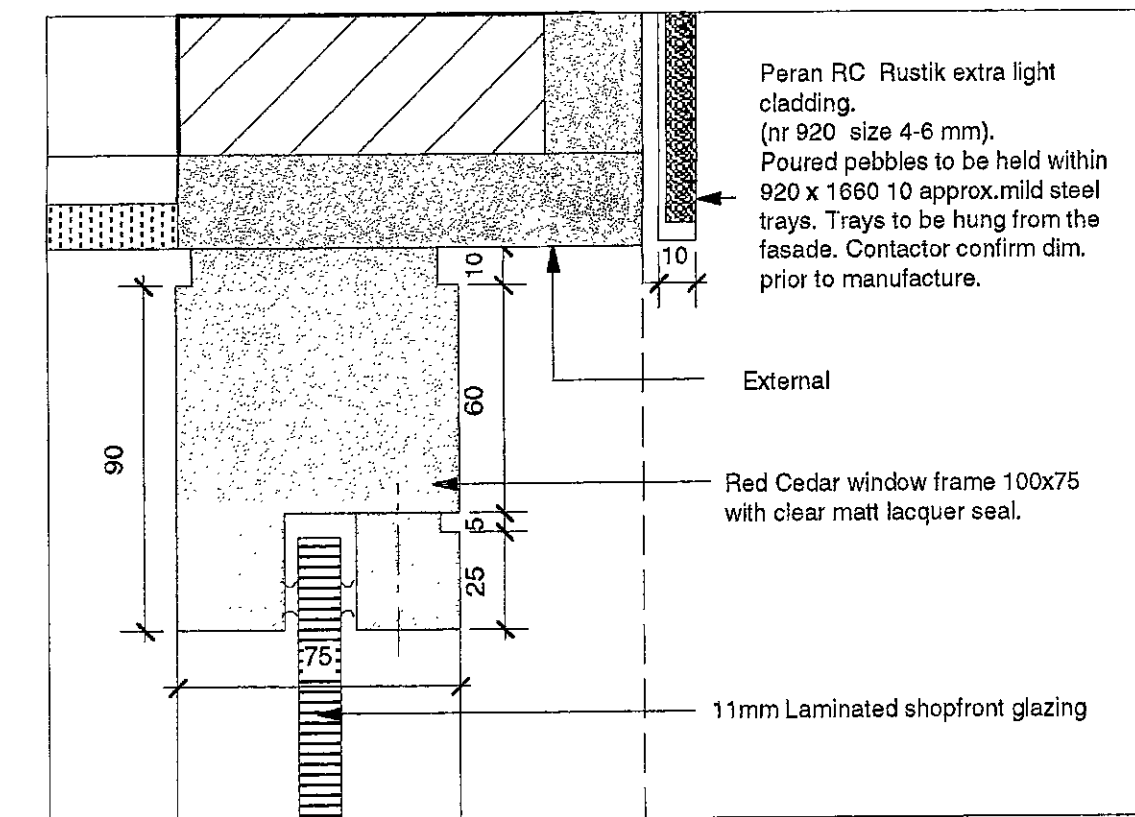
2 Proposed Shop front. Scale: 1:20



3 Proposed Shop front Section AA. Scale: 1:20



1 Proposed Shop front part plan. Scale: 1:20



5 Glazing Detail A Scale: 1:2

- 1.1 Regulations - The complete works are to conform to Local Council regulations and the requirements laid down in the Tenant's Guidelines manual, if applicable.
- 1.2 Health and Safety - The complete works are to conform to Local Council regulations and be carried out in such a way as to minimise health and safety hazards.
- 1.3 Fire protection - The contractor to comply with the relevant Local Authority code of practice for the prevention of fires on construction sites.
All materials are to conform to Local Council requirements.
All existing fire protection to be maintained.
All services that pass through fire protected construction should be fire stopped.
All partitions and ceilings installed should provide the required fire separation between compartments.
- 1.4 Structure - to engineer's details and Local Authority requirements. The contractor to advise on all details and ensure stability and strength of construction.
- 1.5 Services - to engineer's details and Local Authority requirements.
- 1.6 Temporary services - The contractor will be responsible for the provision of and payment for all temporary services including water, lighting, electricity and telephones.
- 1.7 Contractor drawings - contractor to provide setting out and rod drawings for approval prior to construction.
The Contractor to check all dimensions on site and relate to these drawings. The Contractor to report any discrepancies to Designers prior to construction.



TENDER ISSUE 8.12.00

REV.	DATE	DETAIL

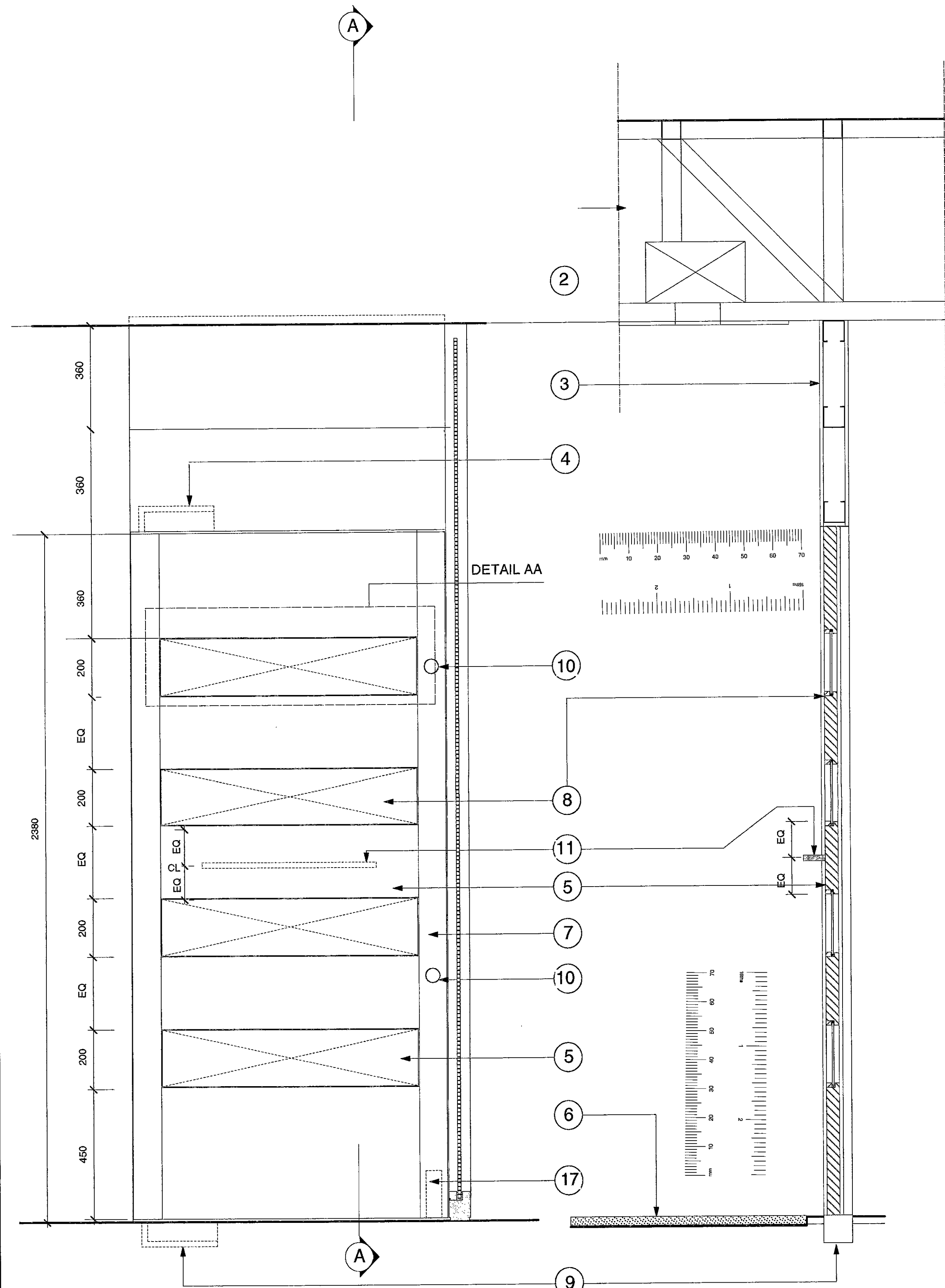
fern green partnership
20 Shephardess walk london EC2A 4RU
T 020 7490 7911 F020 7490 8999

client | Ecco
project | High St Kensington
drawing | ShopFront Planning
drawing no | FG230 / 08
date | 11/00
scale | 1:50

do not scale this drawing all dimensions to be verified on site copyright of this drawing remains with designer

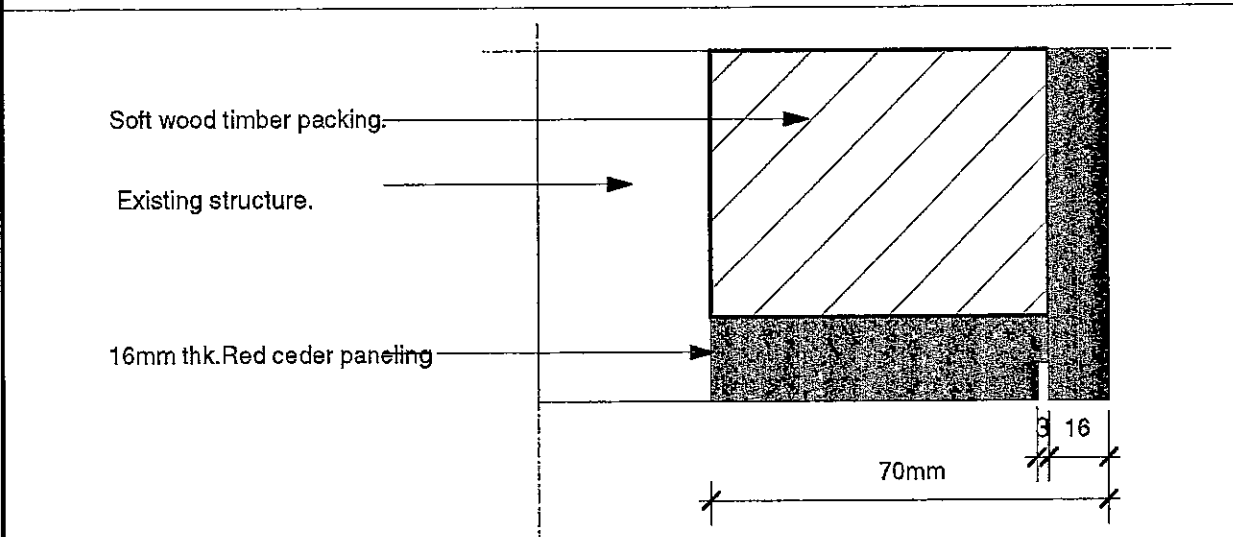
DRAWING TO BE READ IN CONJUNCTION WITH DWG 230/01,05,07, 09, 10 & 13

TP/00/2895 15

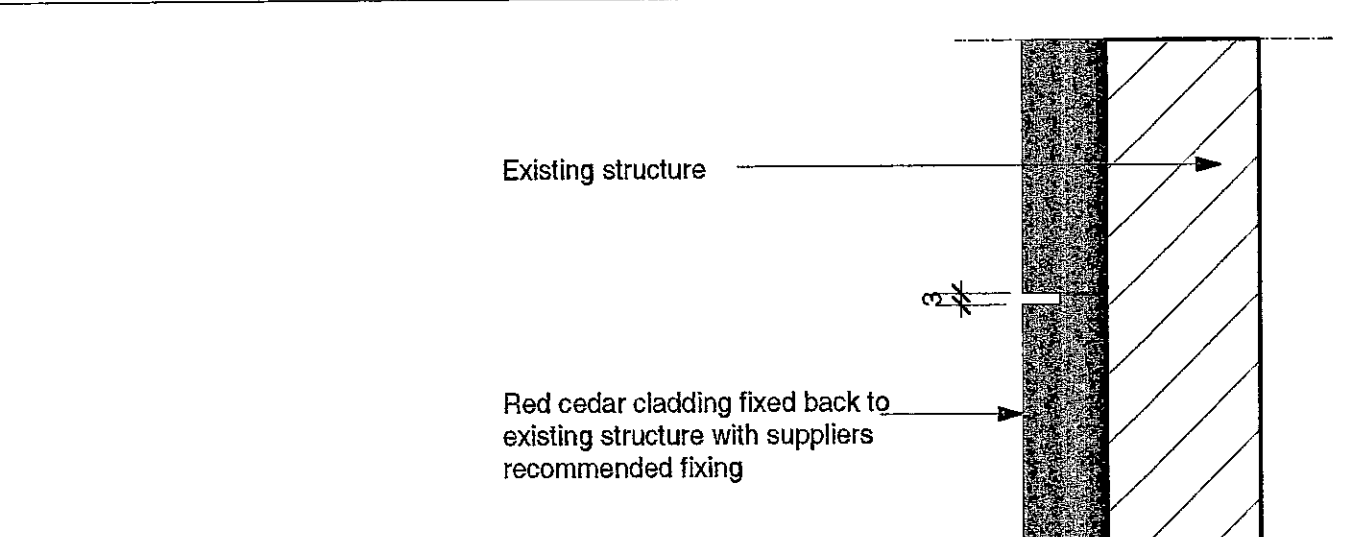


1 Shopfront Door Elevation
Scale: 1:10

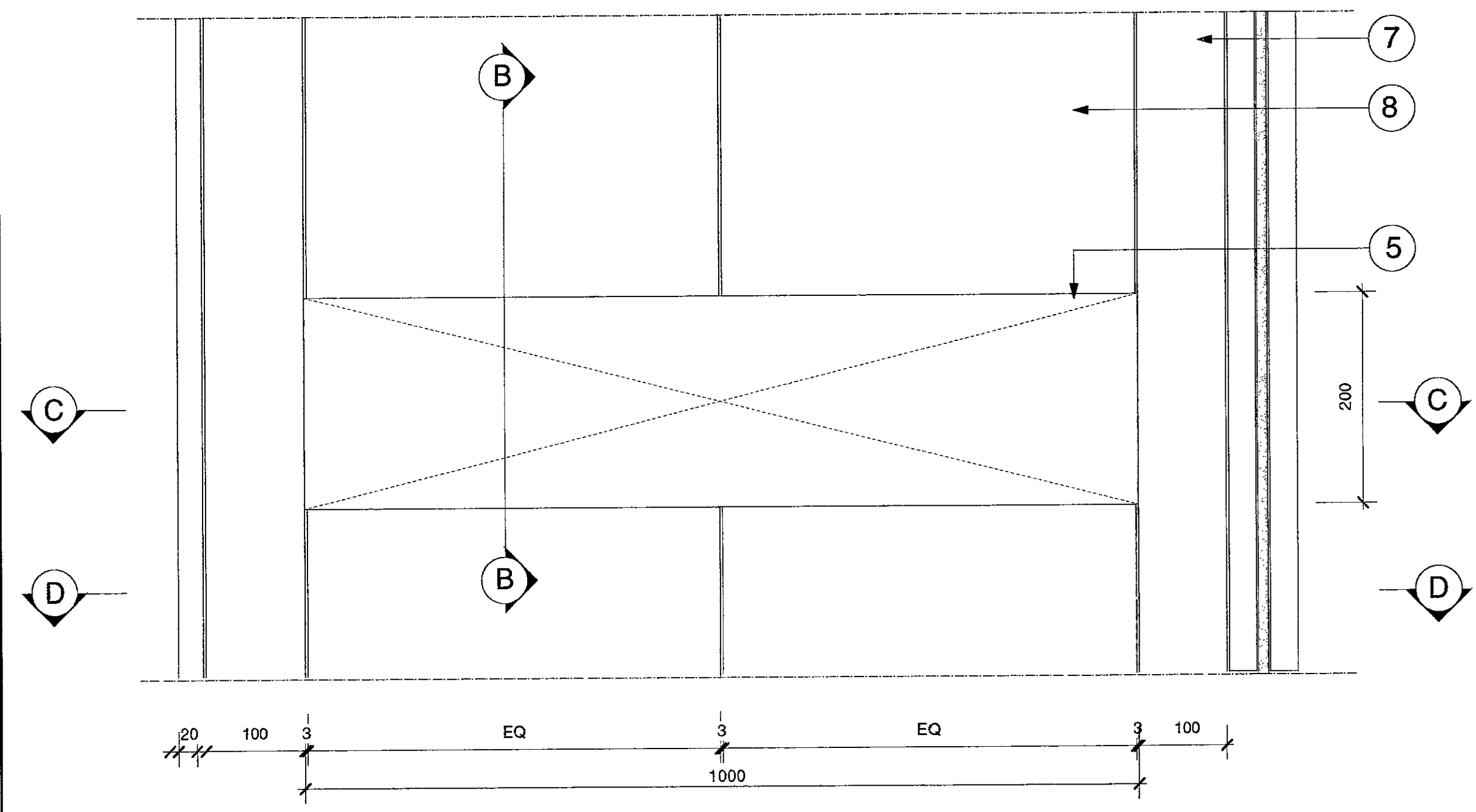
2 Section AA through door
Scale: 1:10



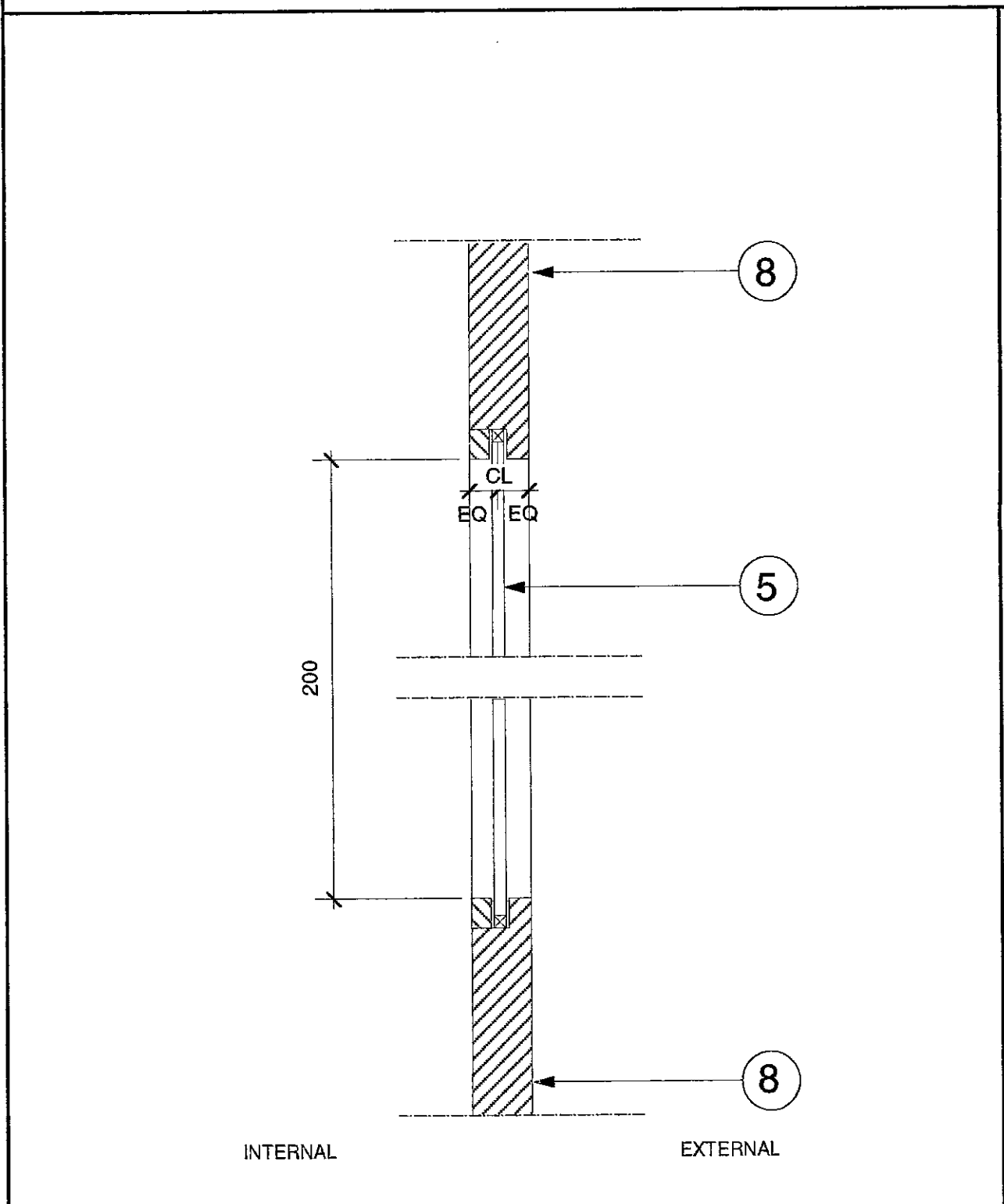
7 Detail Plan section through cedar panelling
Scale: 1:2



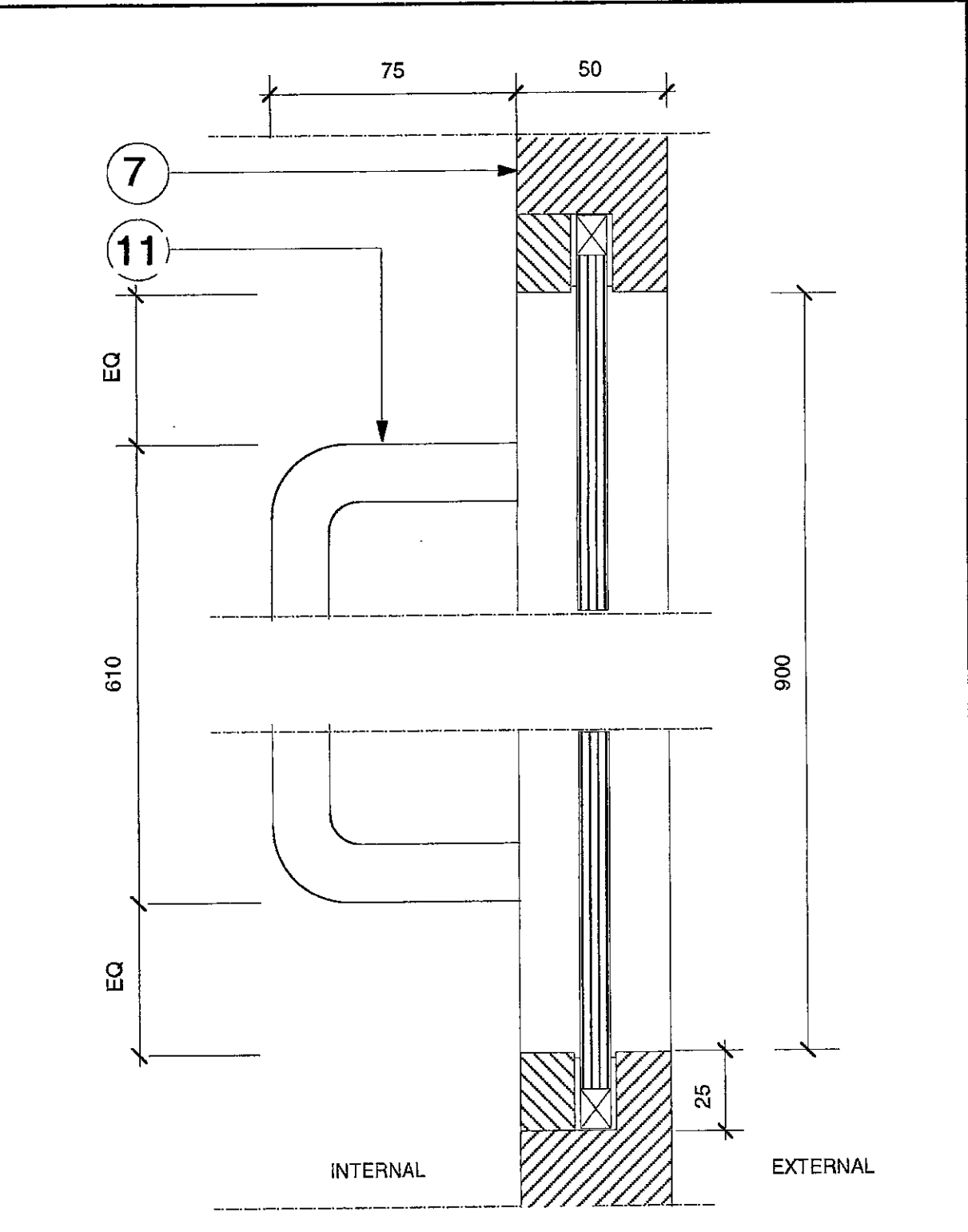
2 Detail DD Plan section through door
Scale: 1:2



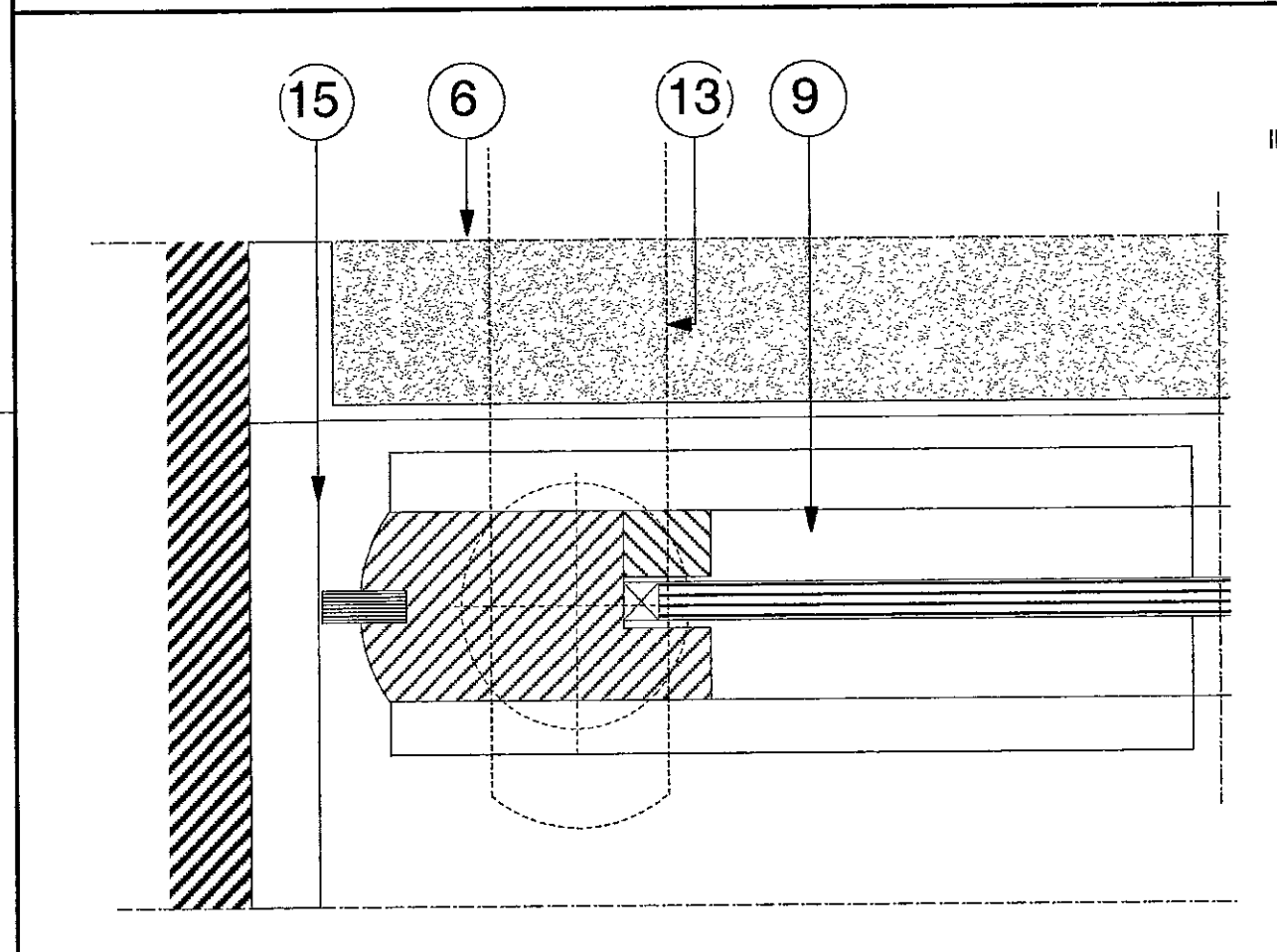
3 Glazing panel elevation AA
Scale: 1:5



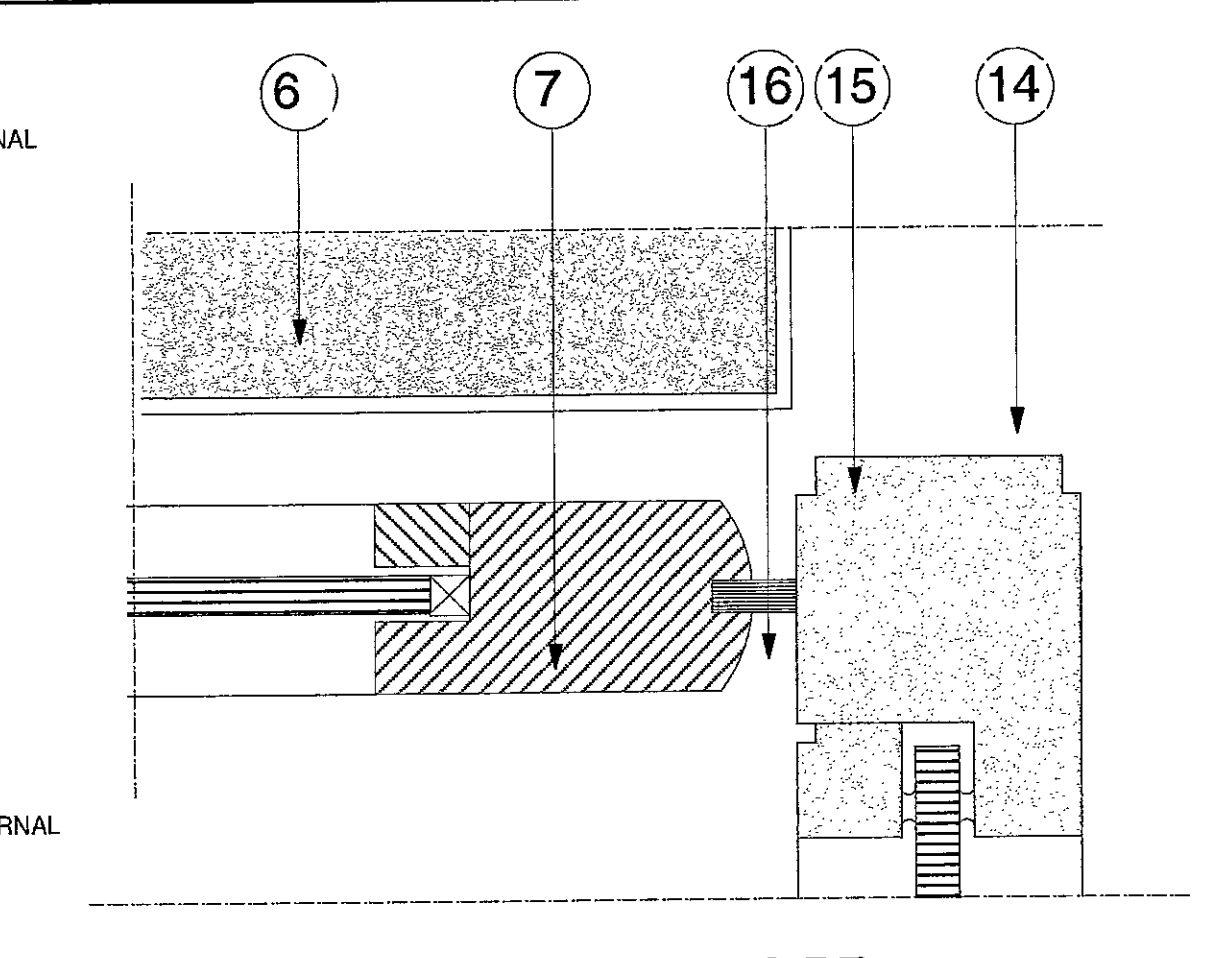
4 Detail BB section through glazing panel
Scale: 1:5



5 Detail CC Plan detail door handle
Scale: 1:5



6 Detail DD Plan section through door
Scale: 1:2



DRAWING FOR INFORMATION ONLY .NOT TO BE CONSTRUCTED FROM.

- General Notes**
- Stone fascia - refer to DRG No. 150/15.
 - Overhead heater - Refer to DRG No. 150/04 for specification.
 - MDF bulkhead fixed back to metal stud framework.
 - Recessed transom pivot box. Contractor to ensure suitable specification for size and weight of door, subject to designers approval.
 - 10mm thick glazing panel.
 - 30mm thick coir entrance mat with aluminium angle trim. Refer to DRG No. 150/03 for detail.
 - Solid maple door rails.
 - Maple panel with 3mm rout lines as indicated.
 - Recessed pivot floor box - refer note 4 above.
 - Dead bolt lock.
 - Modric door pull - Ref. 6579, anodised finish. 610mm x 19mm diameter x 70mm - with concealed fixings.
 - Line of shopfront glazing - refer to DRW No. 150/15.
 - Lines indicate position of door when open.
 - Maple plinth - refer to DRW No. 150/20.
 - 20x100mm metal section door frame.
 - Draught exclusion brushes recessed into door rails.
 - Recessed throw bolt to locate door in open position.

H.S.K. & C.
TOWN PLANNING
15 DEC 2000 PP 002895
RECEIVED

TENDER ISSUE
8.12.00

REV.	DATE	DETAIL

fern green partnership
20 Shepherdess walk london N1 7 LB
T 020 7490 7911 F020 7490 8939

client | Ecoo
project | High St Kensington
drawing | Shopfront door details.
drawing no | FG230/09
date | 11/00
scale | 1:50

do not scale this drawing all dimensions to be verified on site
copyright of this drawing remains with designer