

**DRAWING TO BE READ IN CONJUNCTION WITH DWG 230/01.05, 12,13 & 15**

**DECORATION SCHEDULE**

**Front of House.**

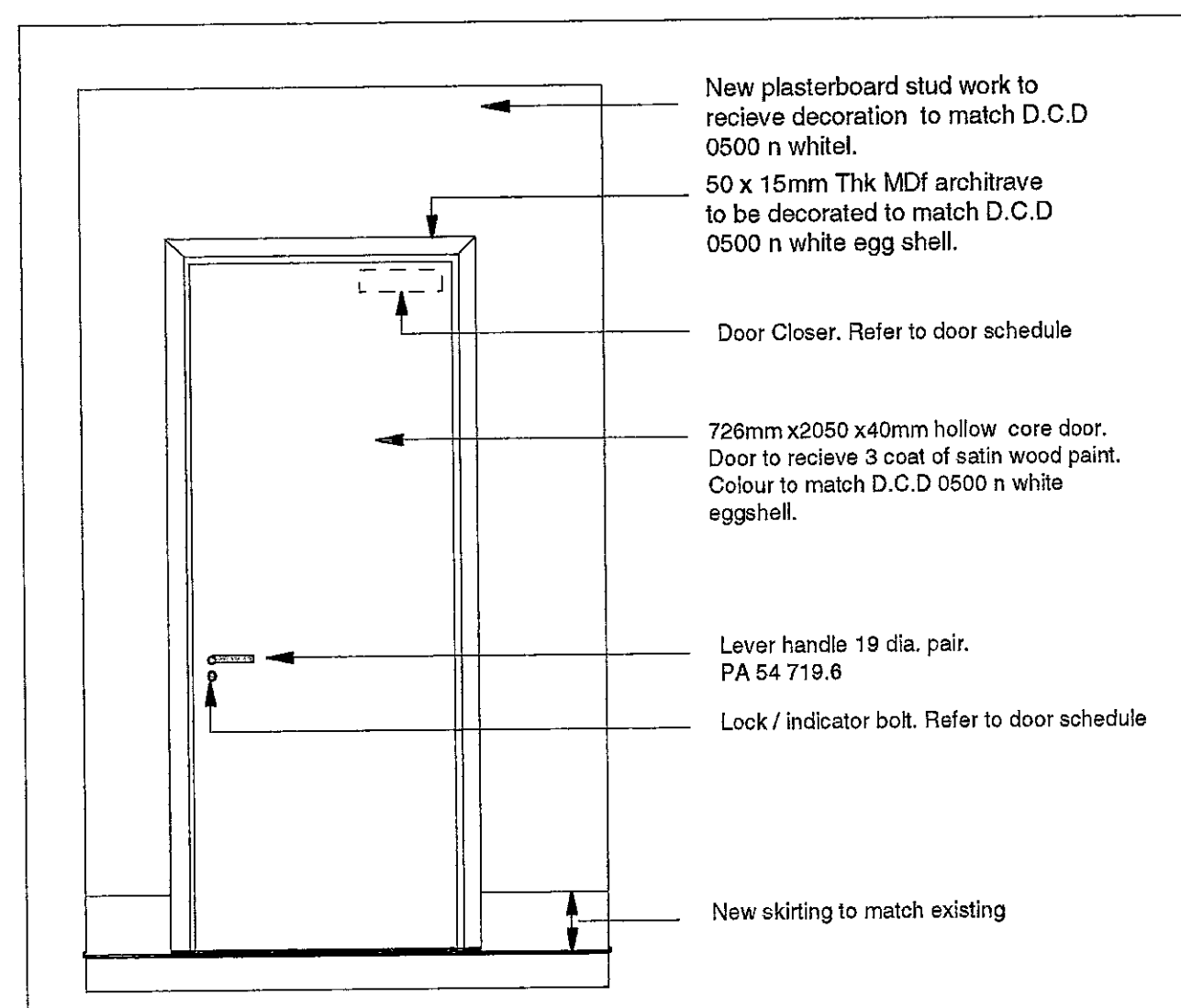
Walls, ceiling unless otherwise stated to be Dulux Colour Dimension 0 500n white emulsion refer to elevations FG 230/ 04 for details

Skirting, Architrave and doors unless otherwise stated to be Dulux Colour Dimension 0 500n white egg shell refer to elevations FG 230/ 04 for details

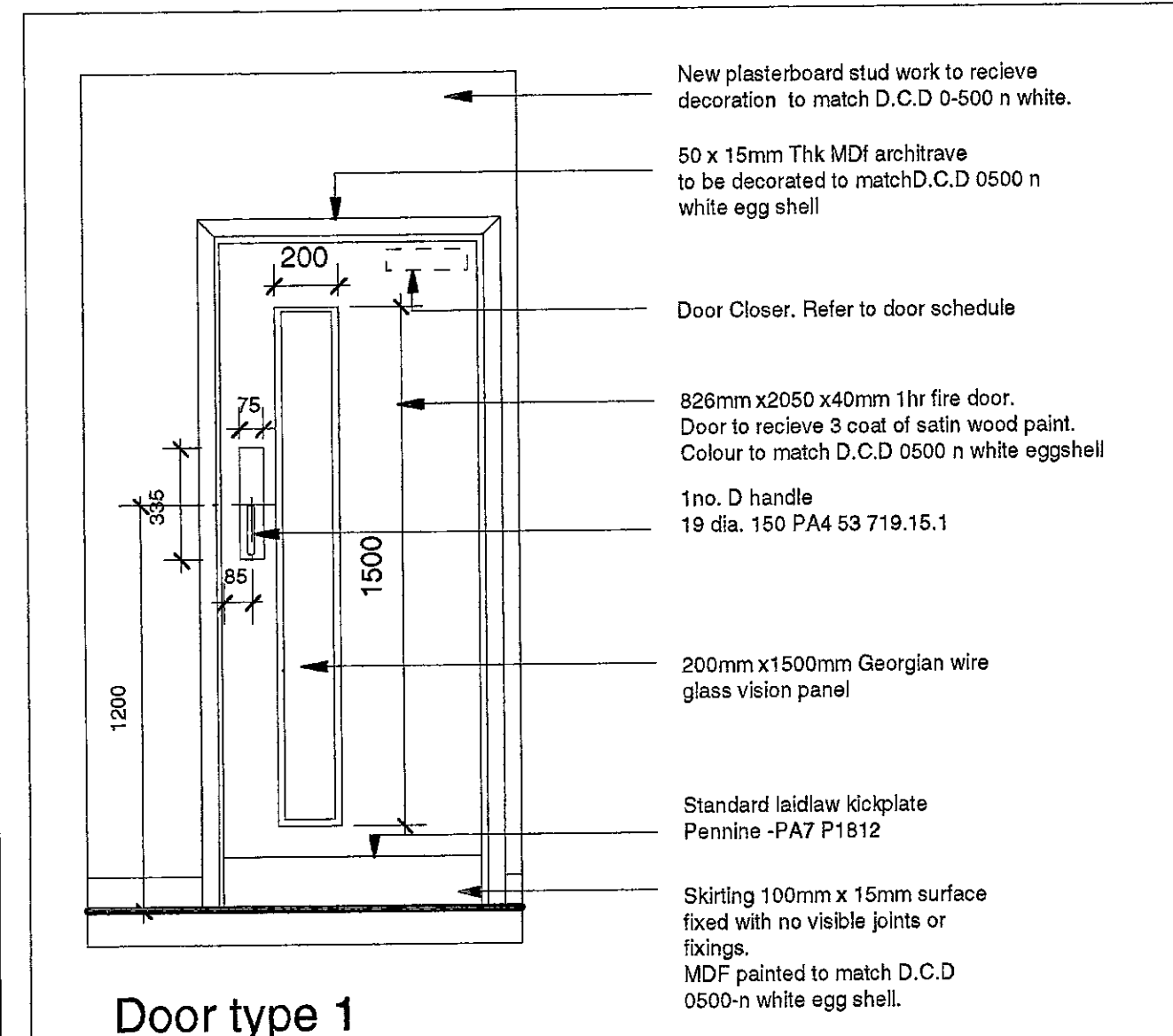
**Back of House .**

BS white emulsion throughout.

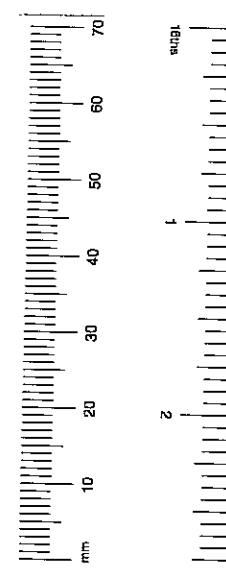
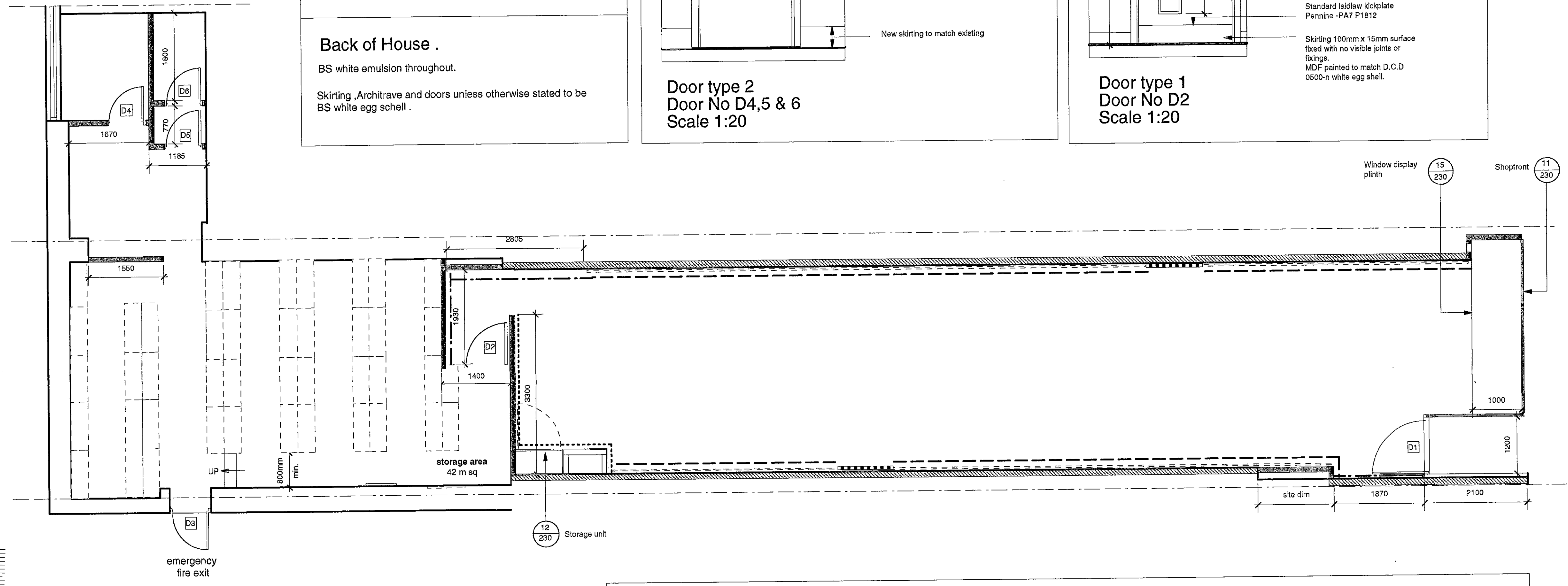
Skirting, Architrave and doors unless otherwise stated to be BS white egg shell .



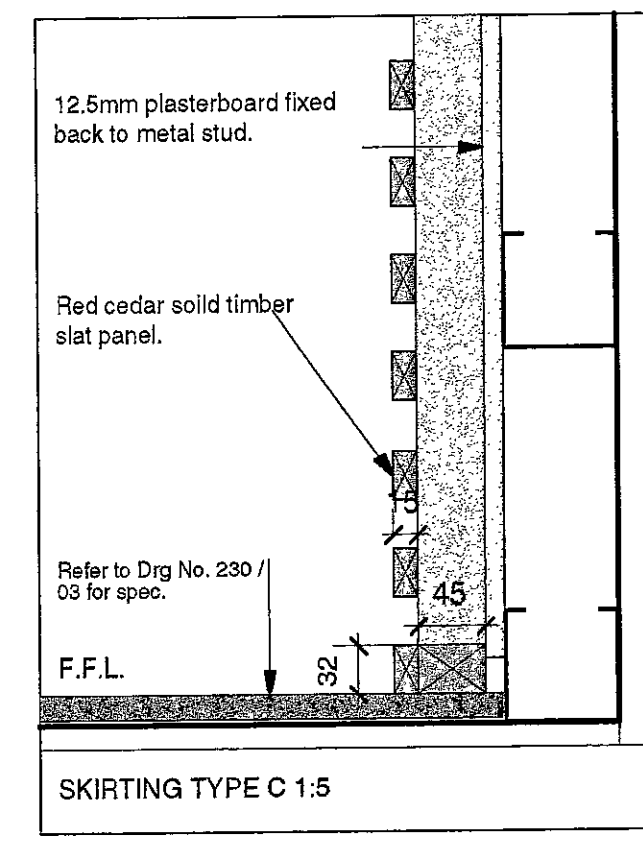
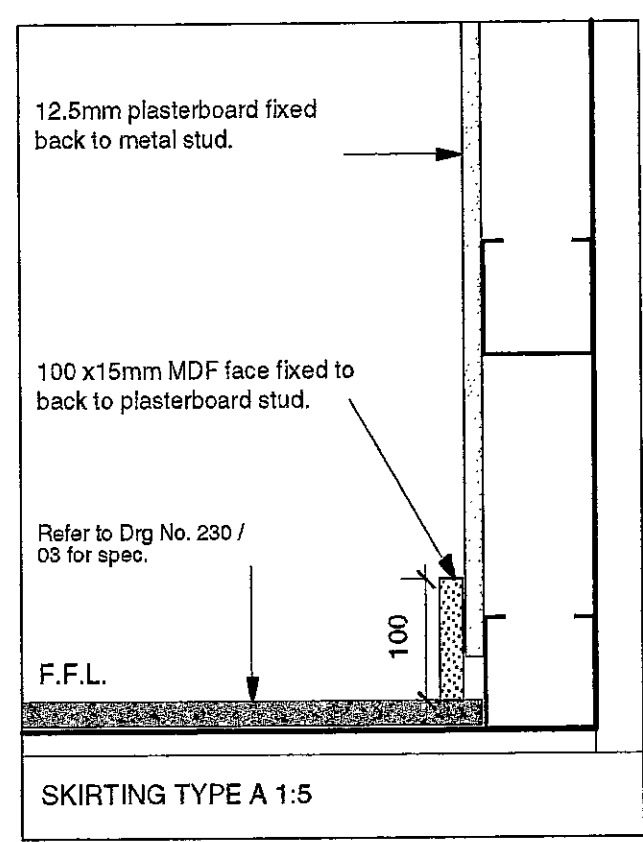

**Door type 2  
Door No D4,5 & 6  
Scale 1:20**



**Door type 1  
Door No D2  
Scale 1:20**



**1  
02 Builders work. Scale: 1:50**



**Door Schedule - all ironmongery supplied by NT Laidlaw Tel: 0207 4360779**

Door	Location	Door Type	Hinges	Handles	Closer	Locks	Indicator bolts	F/R	Vision Panel	Kickplate	Signage	Door stop	Notes
D1	New shopfront door												Refer FG 230/09 for details
D2	New door in to stockroom	Door Type 1	Orbis series 7 - 37 700.2 3No per leaf	1no. D handle 19 dia. 150 PA4 53 719.15.1	Orbis Series 7 31.700	Deadlock case Orbis Series 7 12 751.2		1hr	Yes, refer to door type 1	Yes, refer to door type 1	type A57 330: Fire door keep shut	Orbis Series 7 32.703	Contractor to spec suitable panic bolt
D3	Existing emergency fire exit door												Contractor to ensure door is suitable secure. Fortify as necessary.
D4	New door into office	Door Type 1	Orbis series 7 - 37 700.2 3No per leaf	Lever handle 19dia. Pair PA4 54 719.6	Orbis Series 7 31.700	Deadlock case Orbis Series 7 12 751.2		tbc			Client to advise	Orbis Series 7 32.703	3 coats of satin wood paint Decorated to match D.C.D 0500 n white.
D5	New door in to wc lobby	Door Type 1	Orbis series 7 - 37 700.2 3No per leaf	Lever handle 19dia. Pair PA4 54 719.6	Orbis Series 7 31.700			tbc			Client to advise	Orbis Series 7 32.703	3 coats of satin wood paint Decorated to match D.C.D 0500 n white.
D6	New wc door into wc	Door Type 1	Orbis series 7 - 37 700.2 3No per leaf	Lever handle 19dia. Pair PA4 54 719.6	Orbis Series 7 31.700						Client to advise	Orbis Series 7 32.703	3 coats of satin wood paint Decorated to match D.C.D 0500 n white.

**Skirting work key**

SKIRTING TYPE A	SHOPFLOOR 100mm x 15mm surface fixed with no visible joints or fixings. MDF painted to match D.C.D 0500-n white (egg shell.)
SKIRTING TYPE B	SHOPFLOOR 100mm x 15mm surface fixed with no visible joints or fixings. MDF painted to D.C.D 0500-n white (egg shell.) Refer FG 230/12 for details.
SKIRTING TYPE C	SHOPFLOOR No skirting. Contractor to ensure neat junction between plasterboard and floor finish.
SKIRTING TYPE D	BACK OF HOUSE to match existing.

**Builders work key**

Symbol	Details
[Symbol]	New partitions to be erected to form enclosures/boxing out using 12.5mm plasterboard on metal stud frame system. All joints to be scrim taped and boards plaster skimmed ready to refer to elevation for details.
[Symbol]	All existing walls to be made good and ready for decoration. Decoration to match D.C.D 0-500 n white unless otherwise specified. refer to elevation for details.
[Symbol]	32mmx45mm Red cedar solid timber frame fixed to wall in preparation to receive Perimeter Monitor unit Refer FG 230/13 for details. Frame size 1150mm (w) x45 (d) x 3080(h) approx.
[Symbol]	Contractor to fix suitable timber battening to existing wall in preparation to receive Ecco 'concept 2000' system. <b>MASSJO TO ADVISE SUITABLE SIZE OF BATTEN. HEIGHTS REQUIRED</b> Battens to be painted out to match new wall decoration. Contractor to ensure battening is not visible once system has been fixed in place.

**DRAWING FOR INFORMATION ONLY .NOT TO BE CONSTRUCTED FROM.**

**General Notes**

- Regulations** - The complete works are to conform to Local Council regulations and the requirements laid down in the Tenant's Guidelines manual, if applicable.
- Health and Safety** - The complete works are to conform to Local Council regulations and be carried out in such a way as to minimise health and safety hazards.
- Fire protection** - The contractor to comply with the relevant Local Authority code of practice for the prevention of fires on construction sites.  
All materials are to conform to Local Council requirements.  
All existing fire protection to be maintained.  
All services that pass through fire protected construction should be fire stopped.  
All partitions and ceilings installed should provide the required fire separation between compartments.
- Structure** - to engineer's details and Local Authority requirements. The contractor to advise on all details and ensure stability and strength of construction.
- Services** - to engineer's details and Local Authority requirements.
- Temporary services** - The contractor will be responsible for the provision of and payment for all temporary services including water, lighting, electricity and telephones.
- Contractor drawings** - contractor to provide setting out and rod drawings for approval prior to construction.  
The Contractor to check all dimensions on site and relate to these drawings. The Contractor to report any discrepancies to Designers prior to construction.



PP 002895

**TENDER ISSUE  
8.12.00**

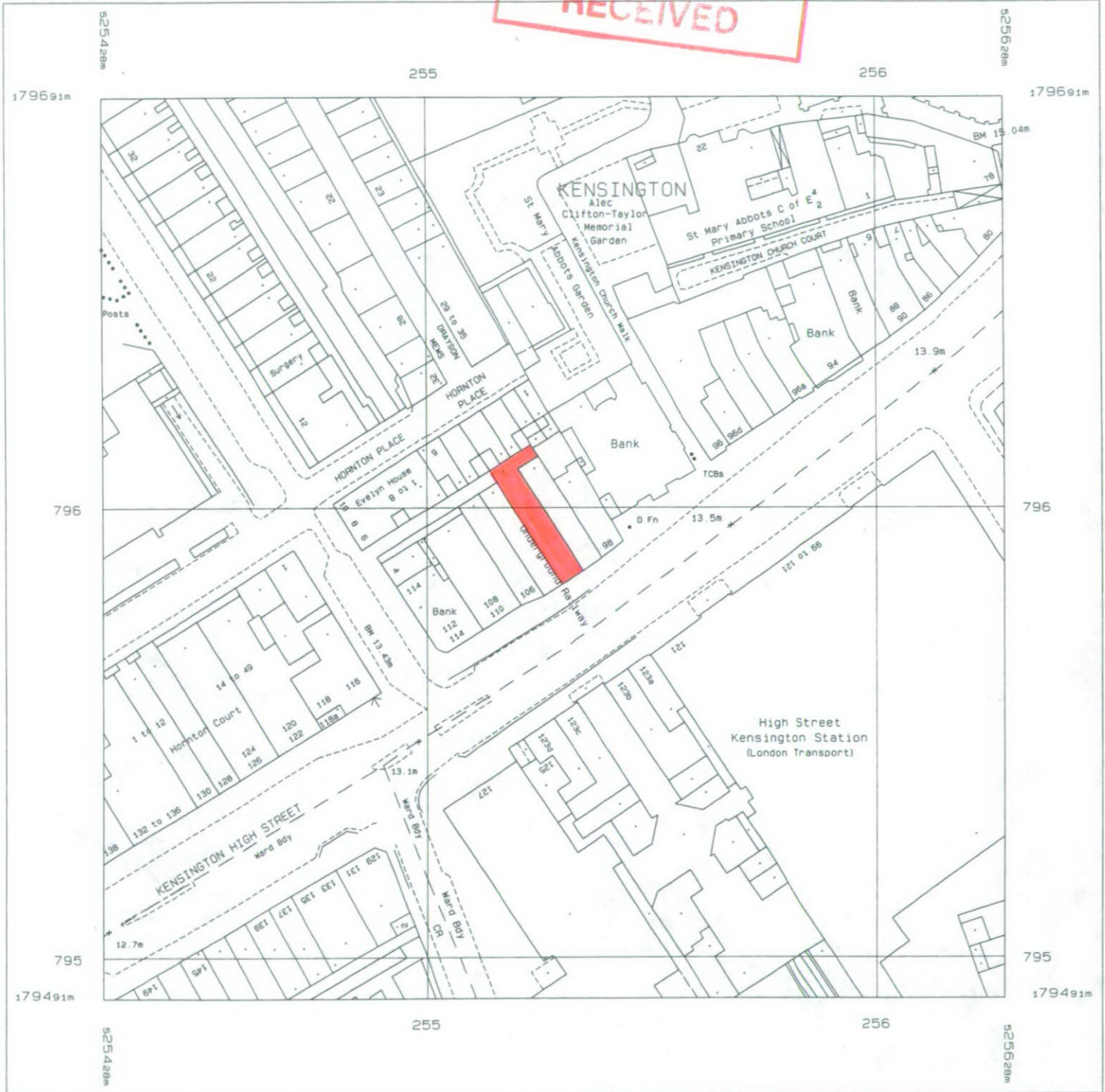
REV.	DATE	DETAIL

**fern green partnership**  
20 Shepherdess walk london N1 7LB  
T 020 7480 7911 F 020 7480 8939

- client | Ecco
- project | High St Kensington
- drawing | Builders work
- drawing no | FG230 / 02
- date | 11/00
- scale | 1:50

do not scale this drawing all dimensions to be verified on site copyright of this drawing remains with designer

TOWN Planning  
 15 DEC 2000  
 RECEIVED



Produced 28 Nov 2000 from Ordnance Survey digital data and incorporating surveyed revision available at this date. © Crown Copyright 2000.

Reproduction in whole or in part is prohibited without the prior permission of Ordnance Survey.

Ordnance Survey, the OS symbol and Superplan are registered trade marks of Ordnance Survey, the national mapping agency of Great Britain.

Scale 1: 1250

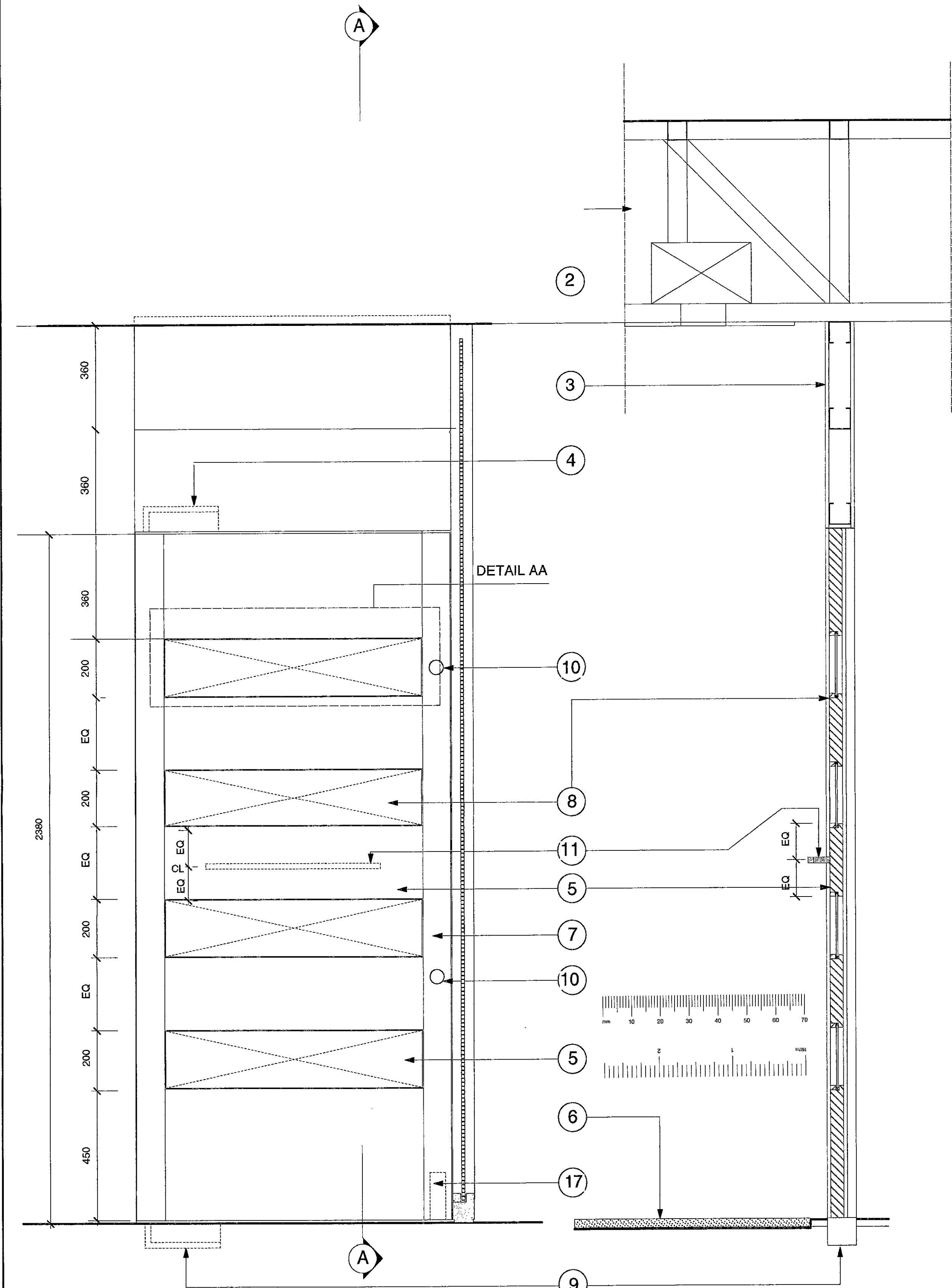
National Grid sheet reference at centre of this Superplan: TQ2579NE

The representation of a road, track or path is no evidence of a right of way.

This Superplan product does not contain all recorded map information.

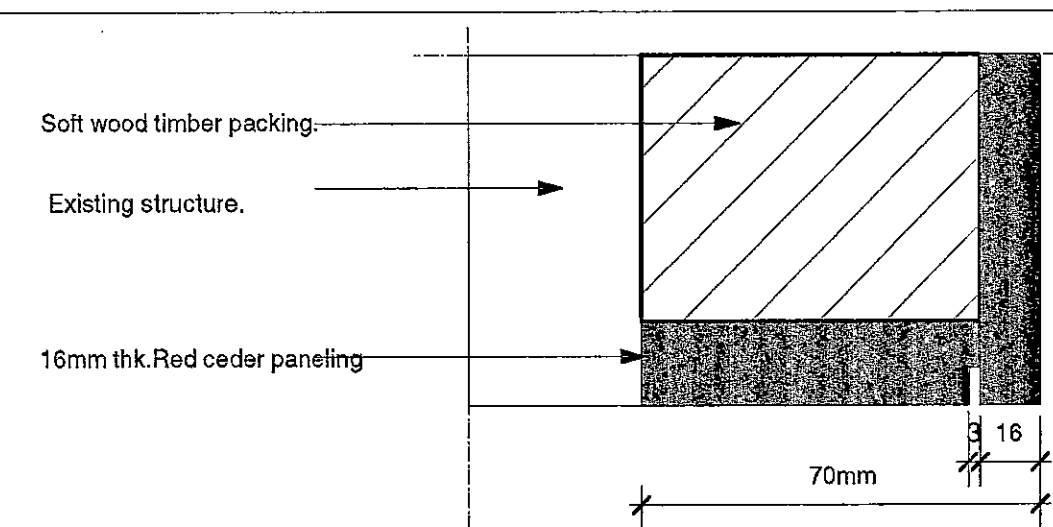


DRAWING TO BE READ IN CONJUNCTION WITH DWG 230/01,05,07, 09, 10 & 13

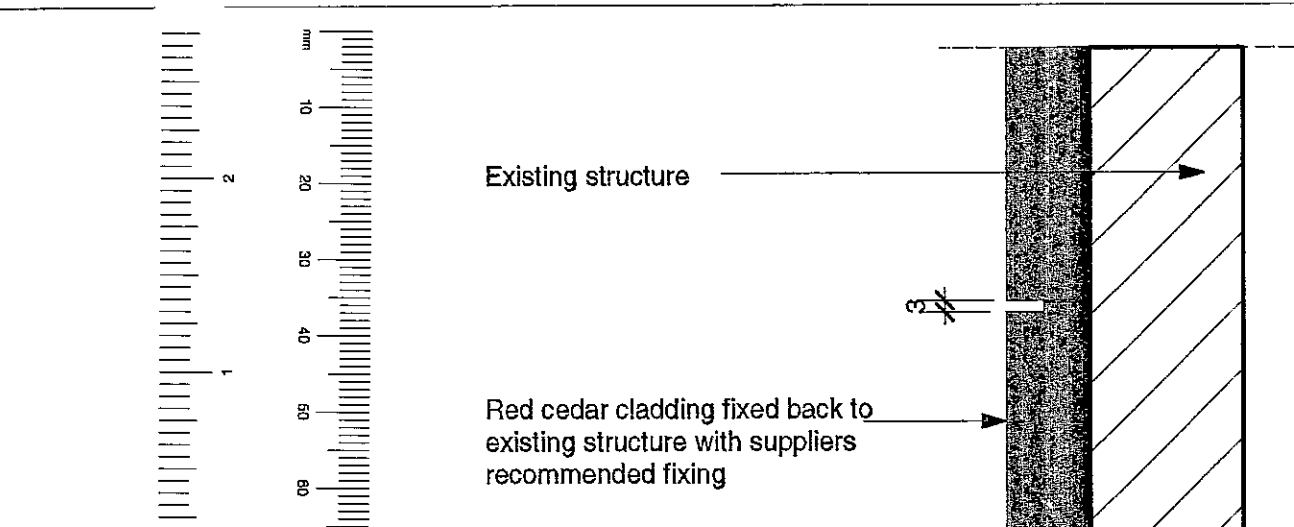


1 Shopfront Door Elevation  
Scale: 1:10

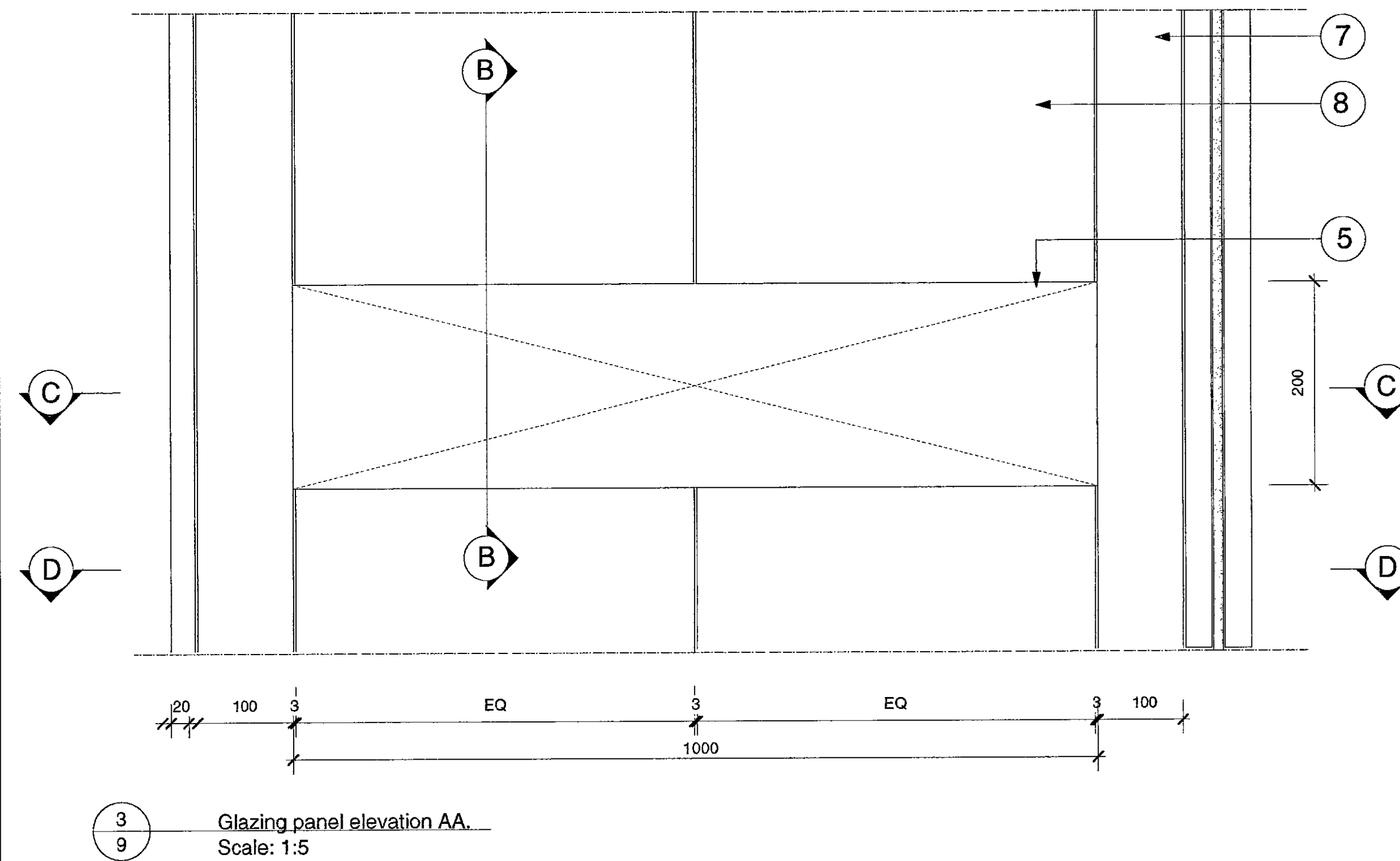
2 Section AA through door  
Scale: 1:10



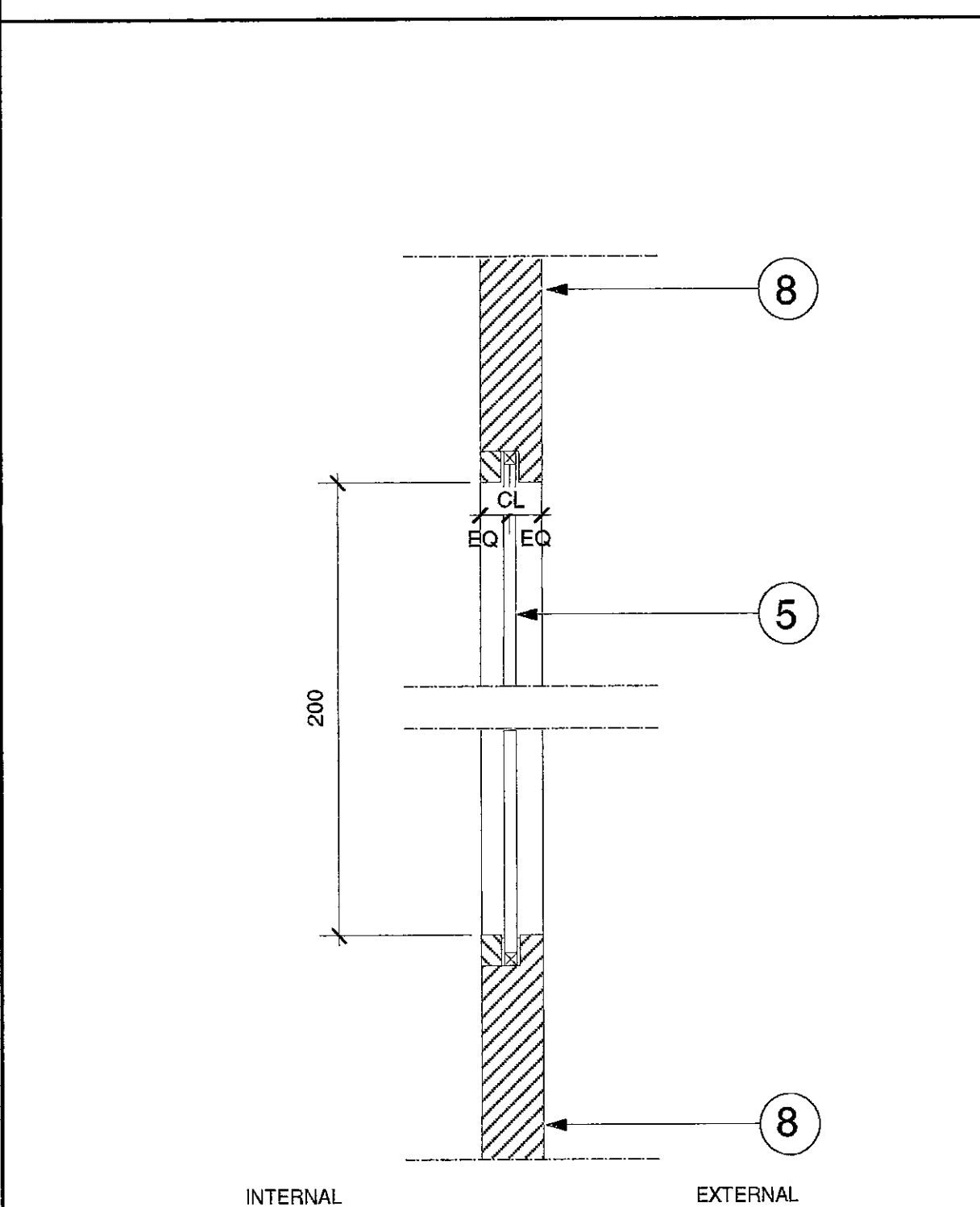
7 Detail Plan section through cedar panelling  
Scale: 1:2



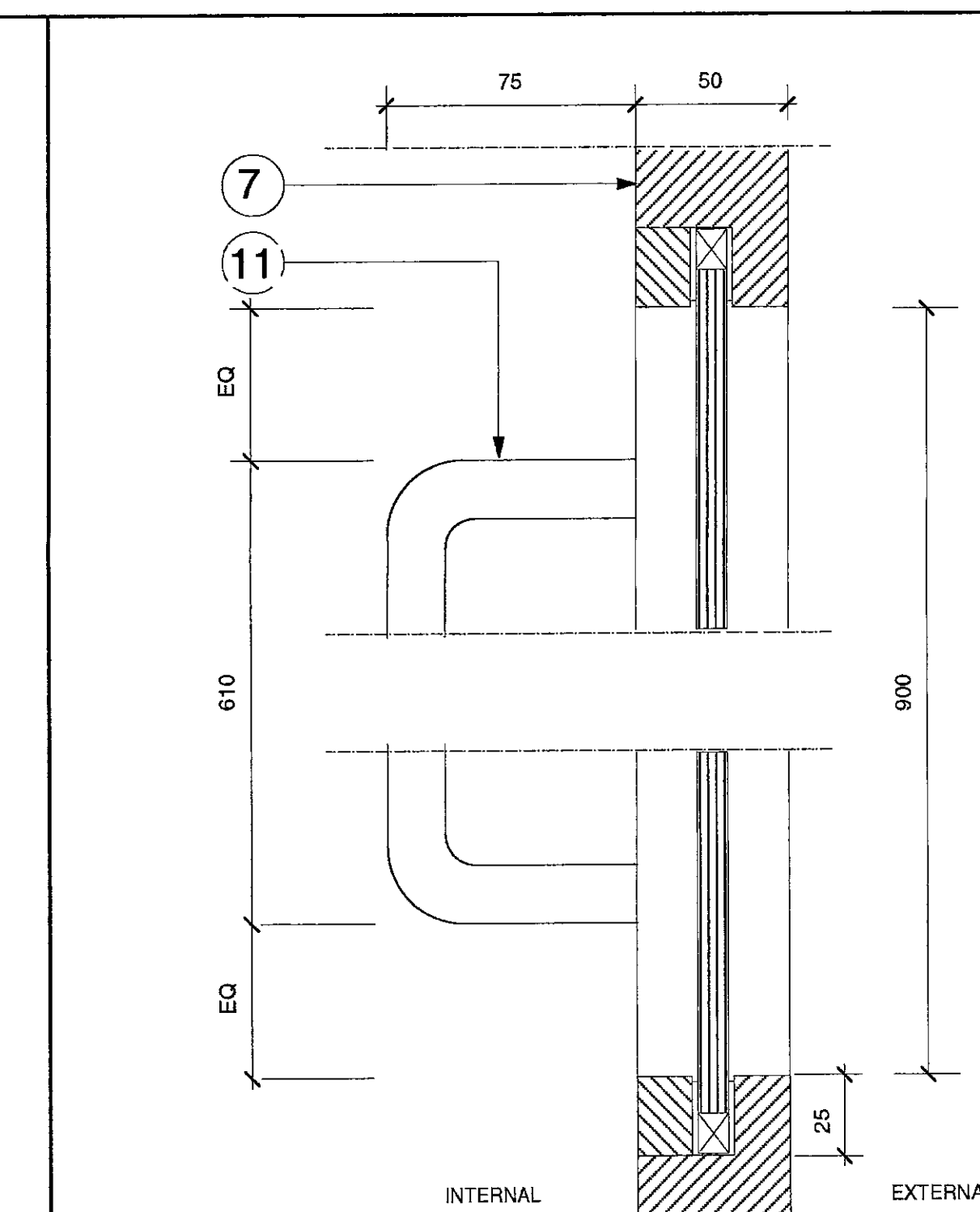
8 Detail DD Plan section through door  
Scale: 1:2



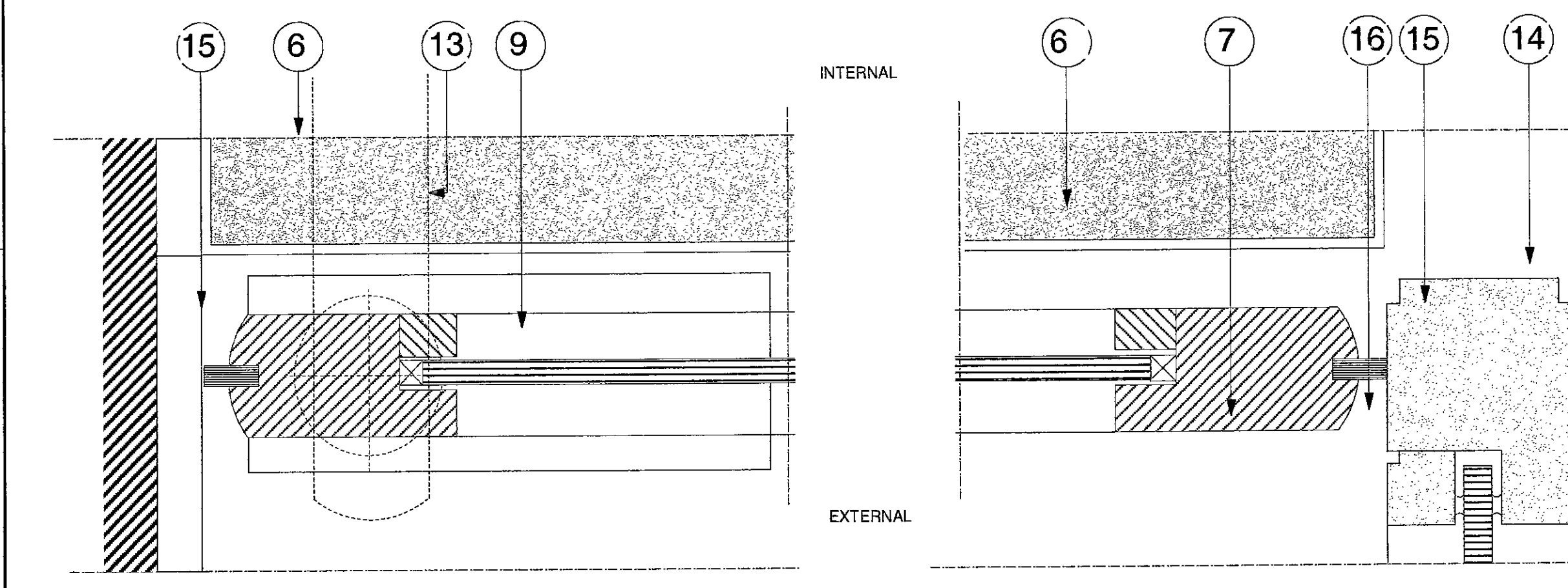
3 Glazing panel elevation AA  
Scale: 1:5



4 Detail BB section through Glazing panel  
Scale: 1:5



5 Detail CC Plan detail door handle  
Scale: 1:5



6 Detail DD Plan section through door  
Scale: 1:2

DRAWING FOR INFORMATION ONLY .NOT TO BE CONSTRUCTED FROM.

General Notes TP/00/2895 (17)

1. Stone fascia - refer to DRG No. 150/15.
2. Overhead heater - Refer to DRG No. 150/04 for specification.
3. MDF bulkhead fixed back to metal stud framework.
4. Recessed transom pivot box. Contractor to ensure suitable specification for size and weight of door, subject to designers approval.
5. 10mm thick glazing panel.
6. 30mm thick coir entrance mat with aluminium angle trim. Refer to DRG No. 150/03 for detail.
7. Solid maple door rails.
8. Maple panel with 3mm rout lines as indicated.
9. Recessed pivot floor box - refer note 4 above.
10. Dead bolt lock.
11. Modric door pull - Ref. 6579, anodised finish. 610mm x 19mm diameter x 70mm - with concealed fixings.
12. Line of shopfront glazing - refer to DRW No. 150/15.
13. Lines indicate position of door when open.
14. Maple plinth - refer to DRW No. 150/20.
15. 20x100mm metal section door frame.
16. Draught exclusion brushes recessed into door rails.
17. Recessed throw bolt to locate door in open position.

R.B.K. & C.  
TOWN PLANNING  
15 DEC 2000  
RECEIVED  
PP002695

TENDER ISSUE  
8.12.00

REV.	DATE	DETAIL

**fern green** partnership

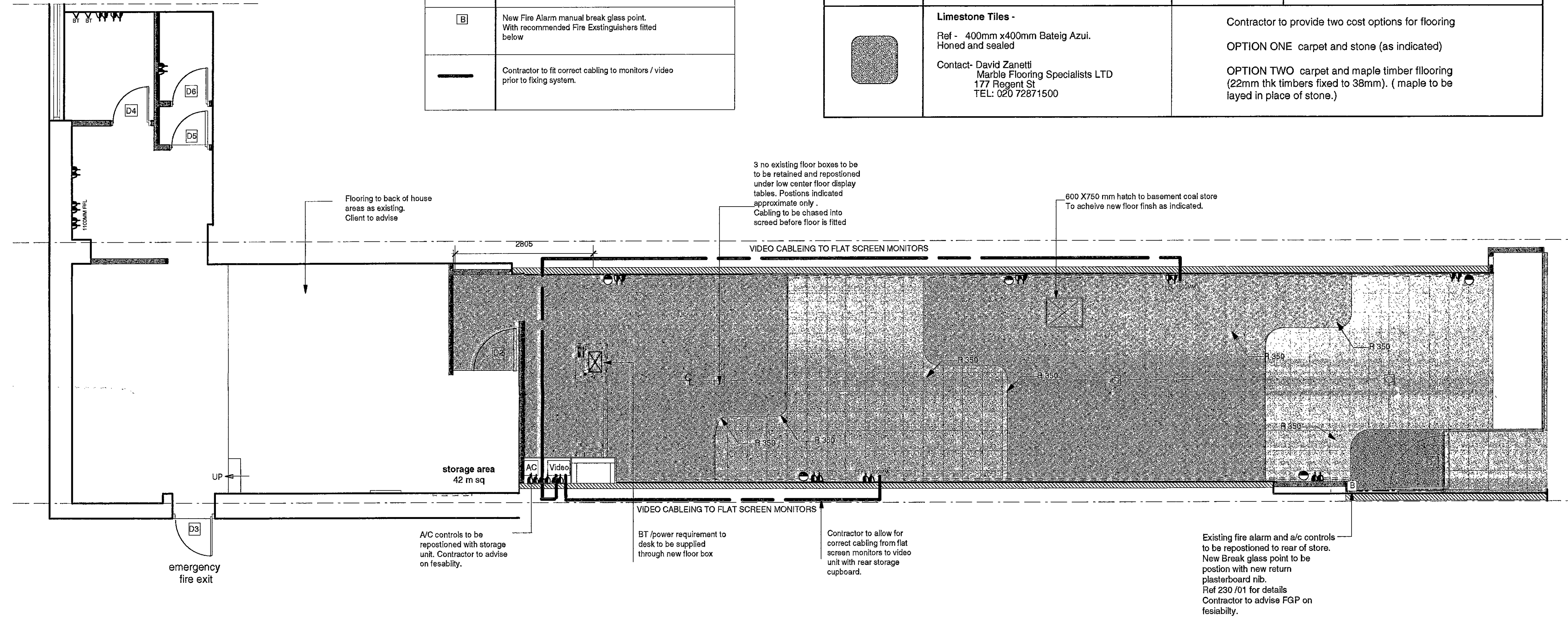
20 Shepherdess walk london N1 7LB  
T 020 7490 7911 F020 7490 8939

client | Ecco  
project | High St Kensington  
drawing | Shopfront door details.  
drawing no | FG230/09  
date | 11/00  
scale | 1:50

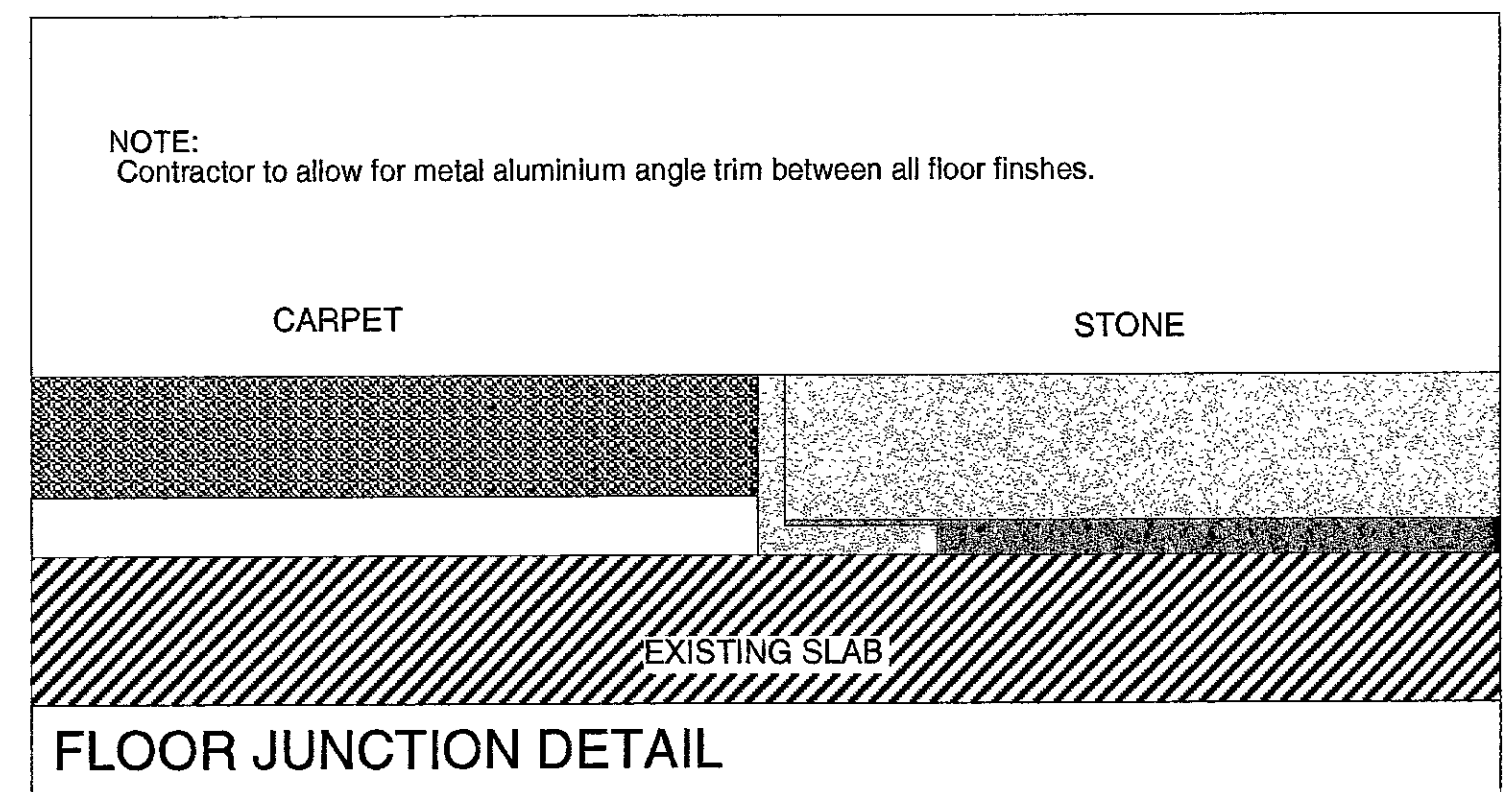
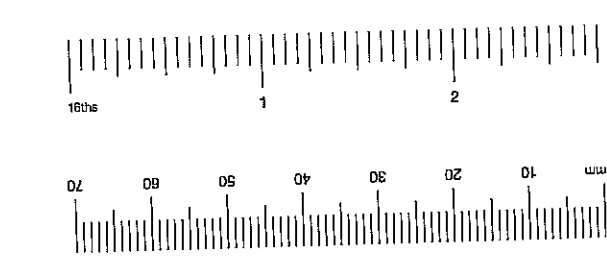
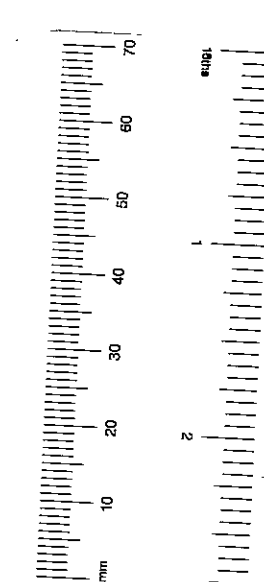
do not scale this drawing all dimensions to be verified on site  
copyright of this drawing remains with designer

Electrical Key	
	New recessed floor box positioned below cash desk Box to take -2 no. double sockets -1 no. external BT line
	13 AMP satin stainless steel double socket fitted 250mm from F.F.L. unless otherwise stated.
	3no. BT external line/ internal line. 2- manager's office 1- cash desk
	Power supply for lighting within Perimeter wall system. Lights at both top and bottom of system.
	3 no. Existing satin S/S floor boxes to be retained and repositioned as necessary. Positions to be confirmed. Contractor to ensure all boxes are in good working order.
	New Fire Alarm manual break glass point. With recommended Fire Extinguishers fitted below
	Contractor to fit correct cabling to monitors / video prior to fixing system.

Floor Finishes Key			
<b>General notes</b>		FLOORING TO BACK OF HOUSE AREA AS EXISTING. CLIENT TO CONFIRM.	
<b>Existing floors</b> - To made good in accordance with suppliers recommendations			
<b>Junctions</b> - See Drg No. 230 / 04 for all thresholds and floor strip details.			
<b>Sub-floors</b> - all floor finishes to be built up so that all finished floors are on exactly the same level.			
<b>Expansion joints</b> - to be installed to perimeter of all finishes as recommended by the manufacturer. If expansion joints are recommended with a floor finish the location + details is to be agreed with the designers.			
Symbol	Detail	Symbol	Detail
	<b>Carpet</b> - Style: Colour choices ST Pattern: DR465 Colour: 304 Wild Mushroom Pile: Antron Legacy Nylon  Contact: Rob Kelly Lees Carpets TEL: 800 523 5647 Mobile: 0973 506 123		<b>Door Mat</b> - Jaymart 'Brush-Off' M3 Best Quality PVC Backed Coir in 30mm THK 'GREY' finish- supplied by Jaymart Rubber & Plastics LTD Woodlands Trading Estate Eden Vale Road Westbury Wiltshire TEL: 01373 864926
	<b>Limestone Tiles</b> - Ref - 400mm x400mm Bateiz Azul. Honed and sealed  Contact: David Zanetti Marble Flooring Specialists LTD 177 Regent St TEL: 020 72871500	Contractor to provide two cost options for flooring  OPTION ONE carpet and stone (as indicated)  OPTION TWO carpet and maple timber flooring (22mm thk timbers fixed to 38mm). (maple to be laid in place of stone.)	

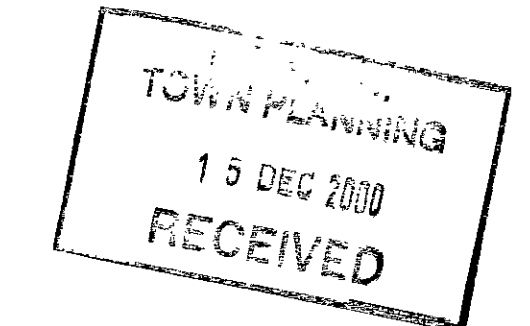


1 3 Finish Floor /Small Power Plan. Scale: 1:50



DRAWING FOR INFORMATION ONLY .NOT TO BE CONSTRUCTED FROM.

- 1.1 Regulations** - The complete works are to conform to Local Council regulations and the requirements laid down in the Tenant's Guidelines manual; if applicable.
- 1.2 Health and Safety** - The complete works are to conform to Local Council regulations and be carried out in such a way as to minimise health and safety hazards.
- 1.3 Fire protection** - The contractor to comply with the relevant Local Authority code of practice for the prevention of fires on construction sites.  
All materials are to conform to Local Council requirements.  
All existing fire protection to be maintained.  
All services that pass through fire protected construction should be fire stopped.  
All partitions and ceilings installed should provide the required fire separation between compartments.
- 1.4 Structure** - to engineer's details and Local Authority requirements. The contractor to advise on all details and ensure stability and strength of construction.
- 1.5 Services** - to engineer's details and Local Authority requirements.
- 1.6 Temporary services** - The contractor will be responsible for the provision of and payment for all temporary services including water, lighting, electricity and telephones.
- 1.7 Contractor drawings** - contractor to provide setting out and rod drawings for approval prior to construction.  
The Contractor to check all dimensions on site and relate to these drawings. The Contractor to report any discrepancies to Designers prior to construction.



TENDER ISSUE  
8.12.00

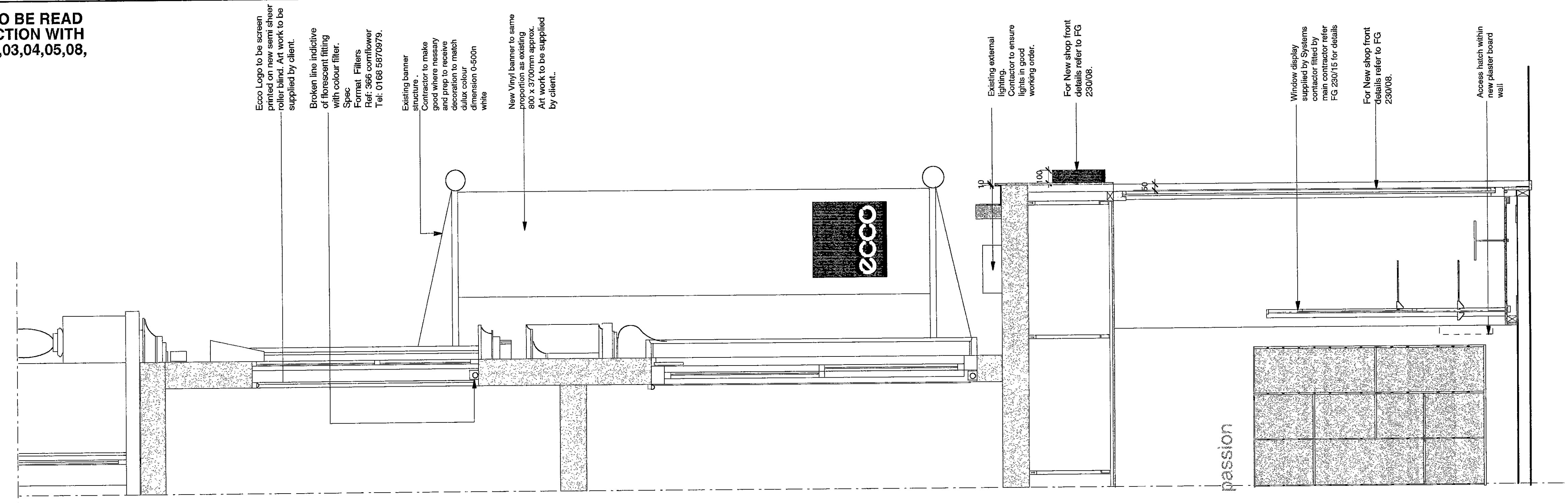
PP002895

REV.	DATE	DETAIL
<p><b>fern green partnership</b> 20 Shepherdess walk london N1 7LB T 020 7490 7911 F020 7490 8939</p> <p>client   Ecoo project   High St Kensington drawing   Floor finishes/ Small power plan drawing no   FG230 / 03 date   11/00 scale   1: 50</p>		

do not scale this drawing all dimensions to be verified on site  
copyright of this drawing remains with designer

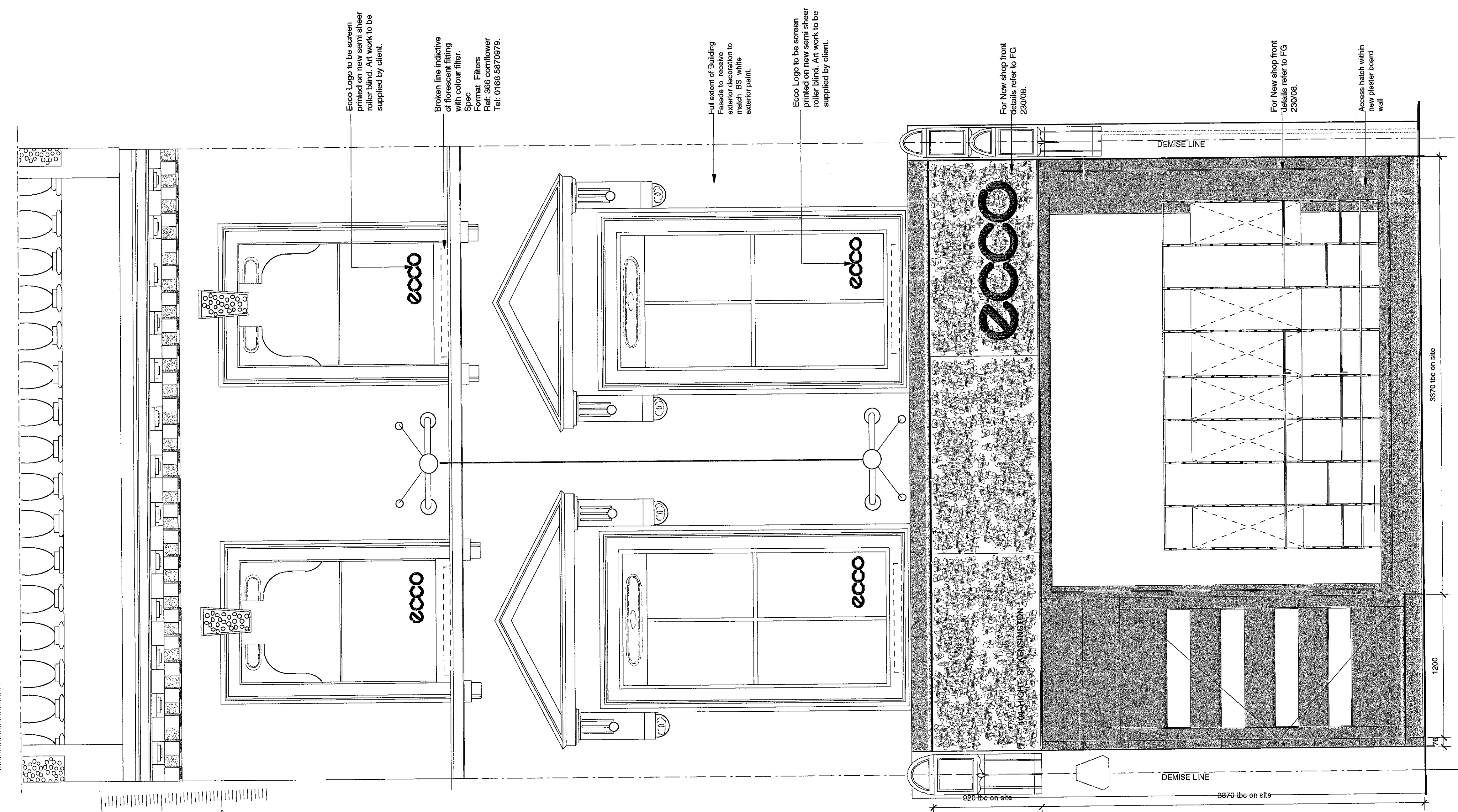


**DRAWING TO BE READ  
IN CONJUNCTION WITH  
DWG 230/01,03,04,05,08,  
09 &10**



Proposed Shop front Section.  
Scale: 1:20

2  
7



Proposed Shop front Elevation.  
Scale: 1:20

1  
7

**General Notes**

- 1.1 **Regulations** - The complete works are to conform to Local Council regulations and the requirements laid down in the Tenant's Guidelines manual; if applicable.
- 1.2 **Health and Safety** - The complete works are to conform to Local Council regulations and be carried out in such a way as to minimise health and safety hazards.
- 1.3 **Fire protection** - The contractor to comply with the relevant Local Authority code of practice for the prevention of fires on construction sites.  
  
All materials are to conform to Local Council requirements.  
  
All existing fire protection to be maintained.  
  
All services that pass through fire protected construction should be fire stopped.  
  
All partitions and ceilings installed should provide the required fire separation between compartments.
- 1.4 **Structure** - to engineer's details and Local Authority requirements. The contractor to advise on all details and ensure stability and strength of construction.
- 1.5 **Services** - to engineer's details and Local Authority requirements.
- 1.6 **Temporary services** - The contractor will be responsible for the provision of and payment for all temporary services including water, lighting, electricity and telephones.
- 1.7 **Contractor drawings** - contractor to provide setting out and rod drawings for approval prior to construction.  
  
The Contractor to check all dimensions on site and relate to these drawings. The Contractor to report any discrepancies to Designers prior to construction.

H.S.A. & C.  
TOWN PLANNING  
15 DEC 2000  
RECEIVED

**TENDER ISSUE**  
8.12.00

PP002015

REV.	DATE	DETAIL

**fern green partnership**  
20 Shepherdess walk london EC2A 4RJ  
T 020 7490 7911 F020 7490 8939

client | Ecco  
project | High St Kensington  
drawing | Proposed Shop Front  
drawing no | FG230 / 07  
date | 11/00  
scale | 1:50


do not scale this drawing all dimensions to be verified on site  
copyright of this drawing remains with designer

**DRAWING FOR INFORMATION ONLY .NOT TO BE CONSTRUCTED FROM.**


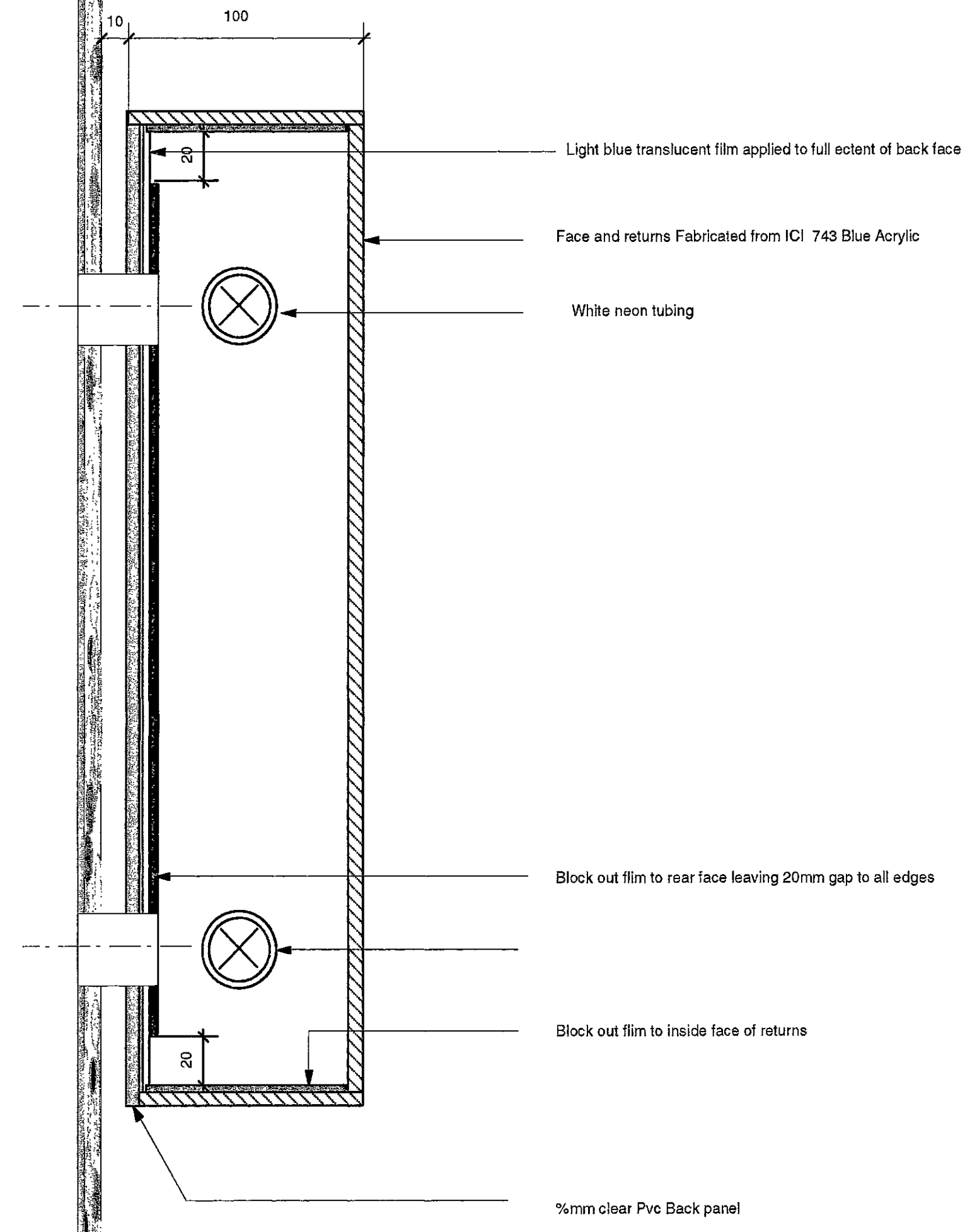


PP002095

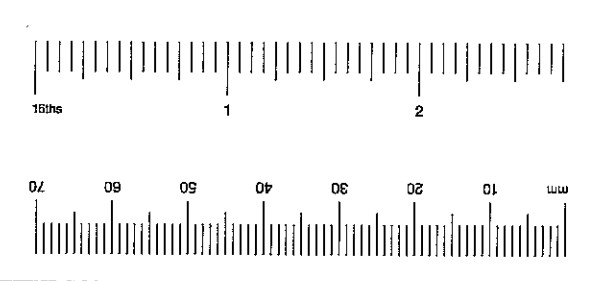
- 1.1 **Regulations** - The complete works are to conform to Local Council regulations and the requirements laid down in the Tenant's Guidelines manual if applicable.
- 1.2 **Health and Safety** - The complete works are to conform to Local Council regulations and be carried out in such a way as to minimise health and safety hazards.
- 1.3 **Fire protection** - The contractor to comply with the relevant Local Authority code of practice for the prevention of fires on construction sites.  
 All materials are to conform to Local Council requirements.  
 All existing fire protection to be maintained.  
 All services that pass through fire protected construction should be fire stopped.  
 All partitions and ceilings installed should provide the required fire separation between compartments.
- 1.4 **Structure** - to engineer's details and Local Authority requirements. The contractor to advise on all details and ensure stability and strength of construction.
- 1.5 **Services** - to engineer's details and Local Authority requirements.
- 1.6 **Temporary services** - The contractor will be responsible for the provision of and payment for all temporary services including water, lighting, electricity and telephones.
- 1.7 **Contractor drawings** - contractor to provide setting out and rod drawings for approval prior to construction.  
 The Contractor to check all dimensions on site and relate to these drawings. The Contractor to report any discrepancies to Designers prior to construction.



Peran RC Rustik extra light cladding.  
(nr 920 size 4-6 mm).  
Poured pebbles to be held within 920 x 1660 10 approx.mild steel trays. Trays to be hung from the facade. Contactor confirm dim. prior to manufacture.



2  
8 Proposed Shop front.  
Scale: 1:20



PP002095

R.B.K. & C.  
TOWN PLANNING  
15 DEC 2000  
RECEIVED

**TENDER ISSUE**  
8.12.00

REV.	DATE	DETAIL

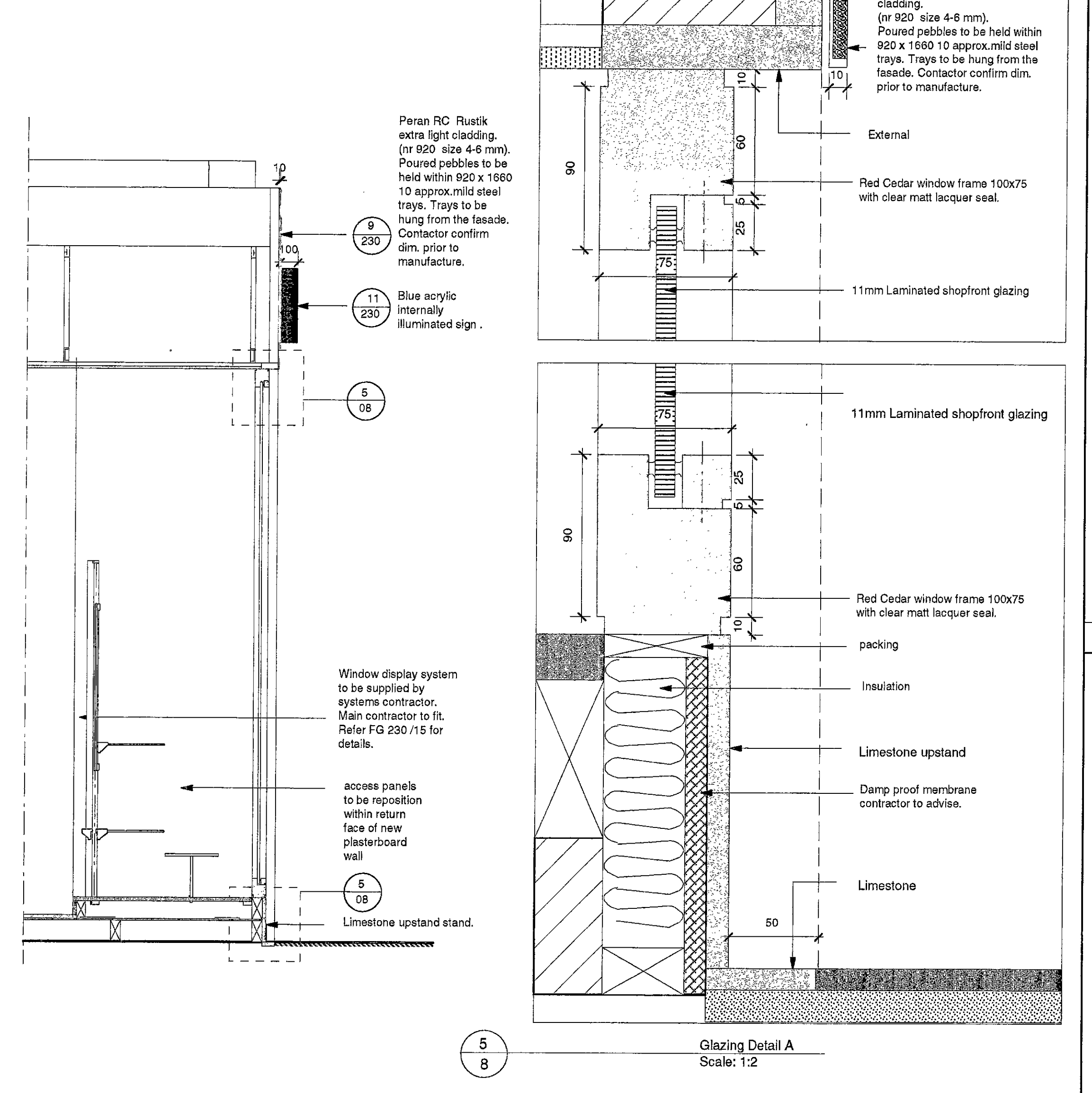
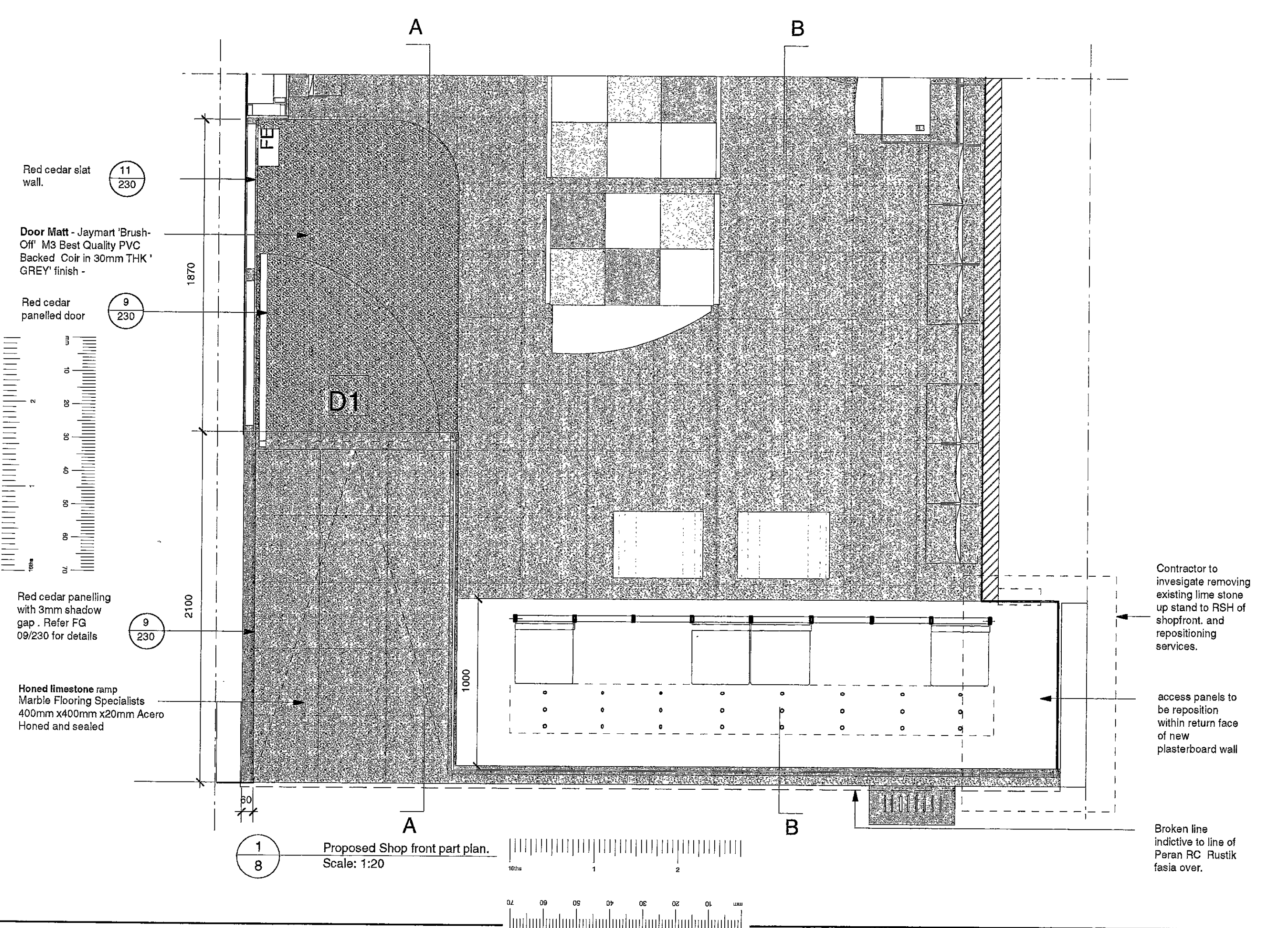
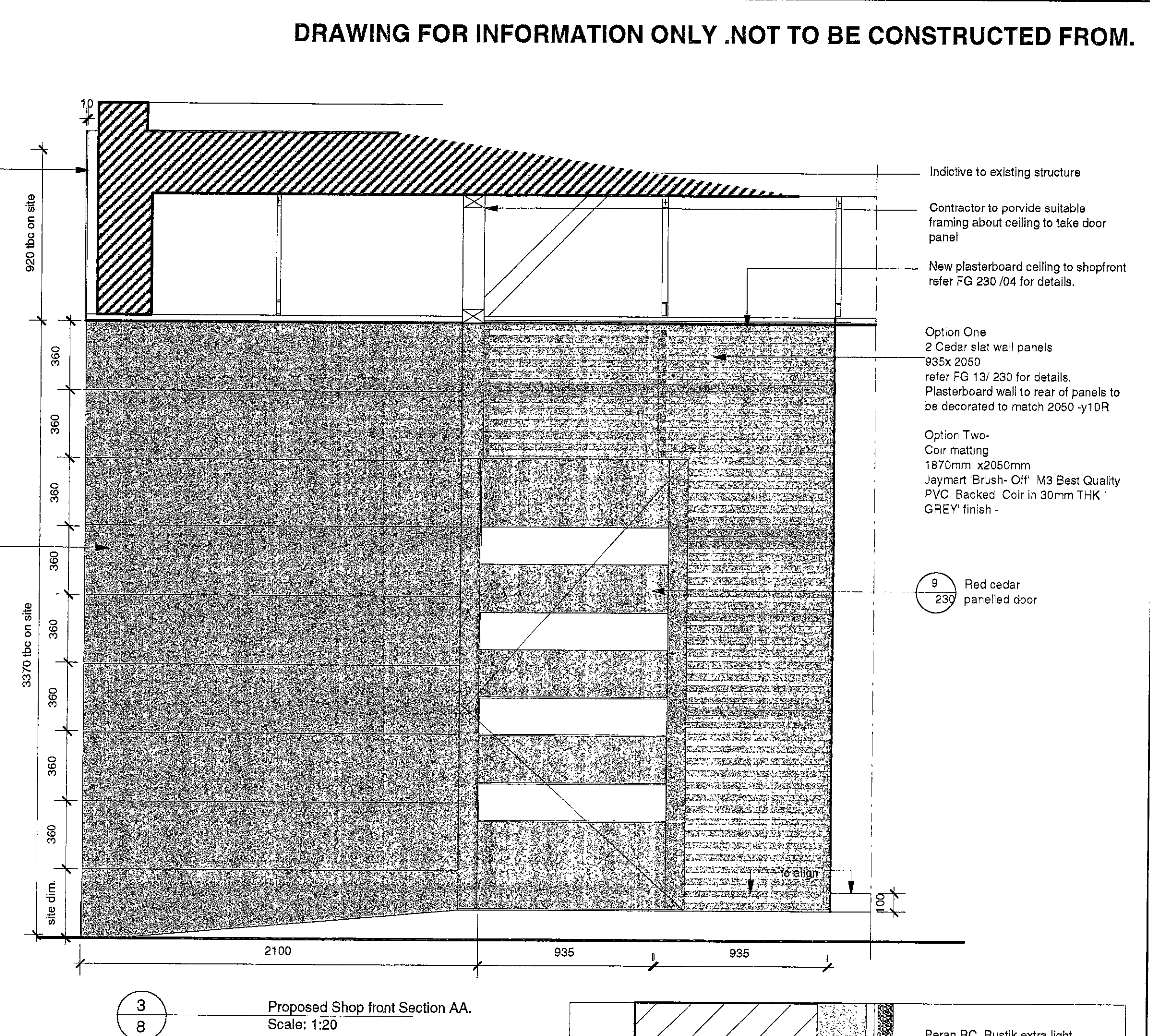
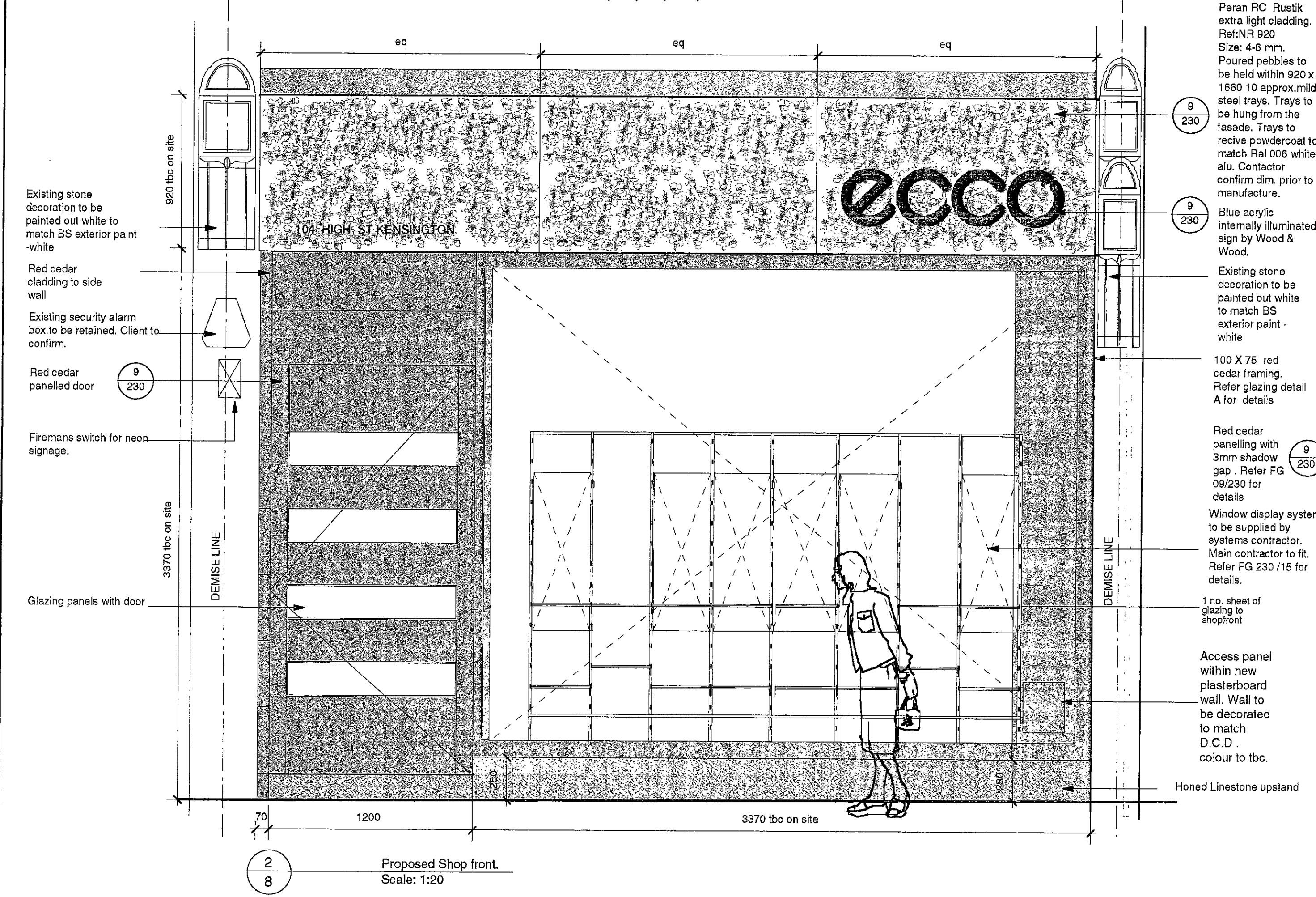
**fern green partnership**  
 20 Shepherdess walk london EC2A 4RJ  
 T 020 7490 7911 F020 7490 8939

client | Ecco  
 project | High St Kensington  
 drawing | ShopFront signage  
 drawing no | FG230 / 10  
 date | 11/00  
 scale | 1:50

do not scale this drawing all dimensions to be verified on site  
copyright of this drawing remains with designer



DRAWING TO BE READ IN CONJUNCTION WITH DWG 230/01,05,07, 09, 10 & 13



General Notes TP/00/2895 01

- 1.1 Regulations** - The complete works are to conform to Local Council regulations and the requirements laid down in the Tenant's Guidelines manual; if applicable.
- 1.2 Health and Safety** - The complete works are to conform to Local Council regulations and be carried out in such a way as to minimise health and safety hazards.
- 1.3 Fire protection** - The contractor to comply with the relevant Local Authority code of practice for the prevention of fires on construction sites.  
All materials are to conform to Local Council requirements.  
All existing fire protection to be maintained.  
All services that pass through fire protected construction should be fire stopped.  
All partitions and ceilings installed should provide the required fire separation between compartments.
- 1.4 Structure** - to engineer's details and Local Authority requirements. The contractor to advise on all details and ensure stability and strength of construction.
- 1.5 Services** - to engineer's details and Local Authority requirements.
- 1.6 Temporary services** - The contractor will be responsible for the provision of and payment for all temporary services including water, lighting, electricity and telephones.
- 1.7 Contractor drawings** - contractor to provide setting out and rod drawings for approval prior to construction.  
The Contractor to check all dimensions on site and relate to these drawings. The Contractor to report any discrepancies to Designers prior to construction.

R.S.K. & C.  
TOWN PLANNING  
15 DEC 2000  
RECEIVED

TENDER ISSUE  
8.12.00  
PP002075

REV.	DATE	DETAIL

**fem green partnership**  
20 Shepherdess walk london EC2A 4RJ  
T 020 7490 7911 F020 7490 8939

client | Ecco  
project | High St Kensington  
drawing | ShopFront Planning  
drawing no | FG230/08  
date | 11/00  
scale | 1:50

do not scale this drawing all dimensions to be verified on site copyright of this drawing remains with designer

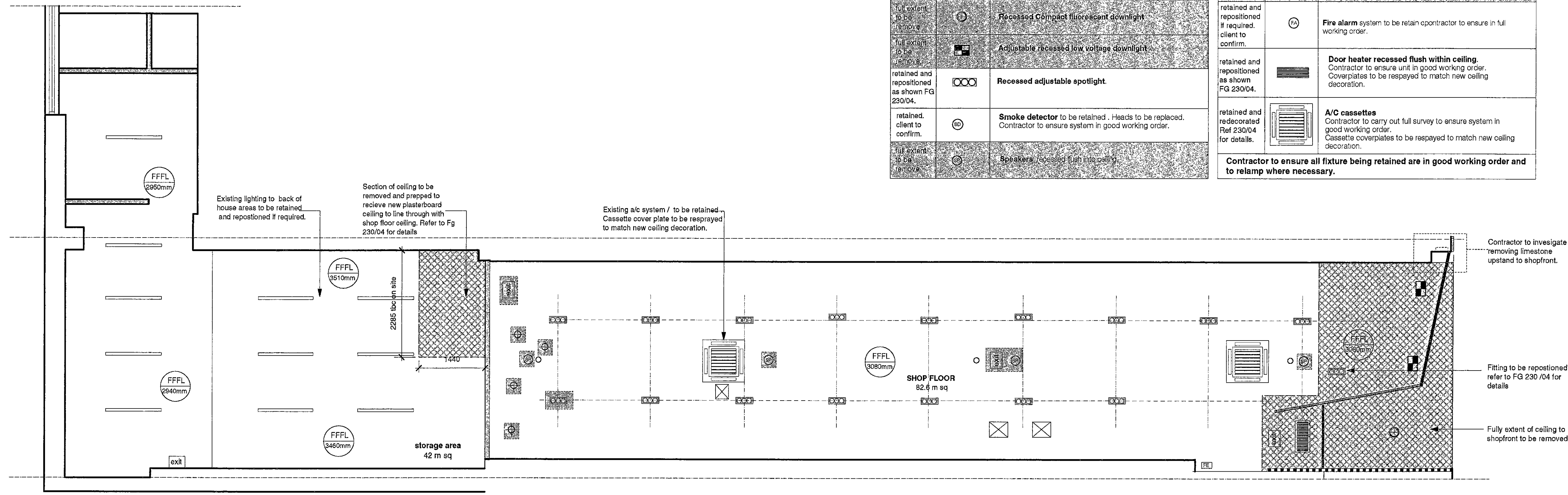


DRAWING TO BE READ IN CONJUNCTION WITH DWG 230/01,02,03 &04

REMOVE/RETAIN	SYMBOL	DESCRIPTION
retained and repositioned if required.	+	Surface mounted fluorescent fitting to back of house areas.
Full extent to be removed.	⊙	Recessed Compact fluorescent downlight.
Full extent to be removed.	⊙	Adjustable recessed low voltage downlight.
retained and repositioned as shown FG 230/04.	⊙	Recessed adjustable spotlight.
retained. client to confirm.	⊙	Smoke detector to be retained. Heads to be replaced. Contractor to ensure system in good working order.
Full extent to be removed.	⊙	Speakers recessed flush into ceiling.

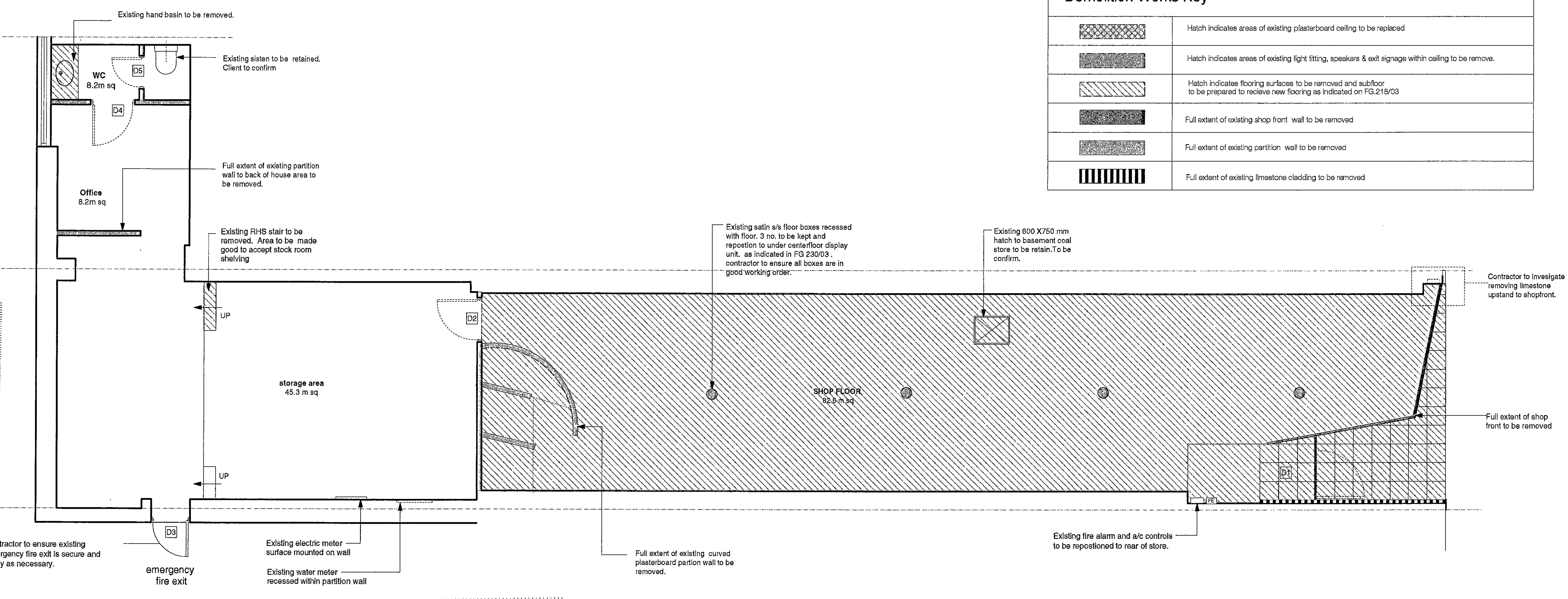
REMOVE/RETAIN	SYMBOL	DESCRIPTION
retained	⊗	access hatches
Full extent to be removed.	⊗	illuminated safety exit sign ceiling mounted.
retained and repositioned if required. client to confirm.	⊗	Fire alarm system to be retained (contractor to ensure in full working order).
retained and repositioned as shown FG 230/04.	⊗	Door heater recessed flush within ceiling. Contractor to ensure unit in good working order. Coverplates to be respayed to match new ceiling decoration.
retained and redecorated Ref 230/04 for details.	⊗	A/C cassettes Contractor to carry out full survey to ensure system in good working order. Cassette coverplates to be respayed to match new ceiling decoration.

Contractor to ensure all fixture being retained are in good working order and to relamp where necessary.



2 Survey/ Demolition - Reflected Ceiling Plan. Scale: 1:50

Demolition Works Key	
	Hatch indicates areas of existing plasterboard ceiling to be replaced
	Hatch indicates areas of existing light fitting, speakers & exit signage within ceiling to be remove.
	Hatch indicates flooring surfaces to be removed and sub/floor to be prepared to receive new flooring as indicated on FG.219/03
	Full extent of existing shop front wall to be removed
	Full extent of existing partition wall to be removed
	Full extent of existing limestone cladding to be removed



1 Survey/ Demolition - Plan. Scale: 1:50

General Notes TP/00/2895

- 1.1 Regulations - The complete works are to conform to Local Council regulations and the requirements laid down in the Tenant's Guidelines manual; if applicable.
  - 1.2 Health and Safety - The complete works are to conform to Local Council regulations and be carried out in such a way as to minimise health and safety hazards.
  - 1.3 Fire protection - The contractor to comply with the relevant Local Authority code of practice for the prevention of fires on construction sites.  
All materials are to conform to Local Council requirements.  
All existing fire protection to be maintained.  
All services that pass through fire protected construction should be fire stopped.  
All partitions and ceilings installed should provide the required fire separation between compartments.
  - 1.4 Structure - to engineer's details and Local Authority requirements. The contractor to advise on all details and ensure stability and strength of construction.
  - 1.5 Services - to engineer's details and Local Authority requirements.
  - 1.6 Temporary services - The contractor will be responsible for the provision of and payment for all temporary services including water, lighting, electricity and telephones.
  - 1.7 Contractor drawings - contractor to provide setting out and rod drawings for approval prior to construction.
- The Contractor to check all dimensions on site and relate to these drawings. The Contractor to report any discrepancies to Designers prior to construction.

P.L.S. & C.  
TOWN PLANNING  
15 DEC 2000  
TENDER ISSUE  
8.12.00

PP 002895

REV.	DATE	DETAIL

**fern green partnership**  
20 Shepherdess walk london N1 7LB  
T 020 7490 7911 F020 7490 8939

client | Ecco  
project | High St Kensington  
drawing | Survey/ Demolition Plan  
drawing no | FG 230/00  
date | 11/00  
scale | 1:50

do not scale this drawing all dimensions to be verified on site copyright of this drawing remains with designer

DRAWING FOR INFORMATION ONLY .NOT TO BE CONSTRUCTED FROM.



DRAWING TO BE READ IN CONJUNCTION WITH DWG 230/01.05, 12,13 & 15

General Notes TP/00/2895 <sup>(23)</sup>

**DECORATION SCHEDULE**

**Front of House.**


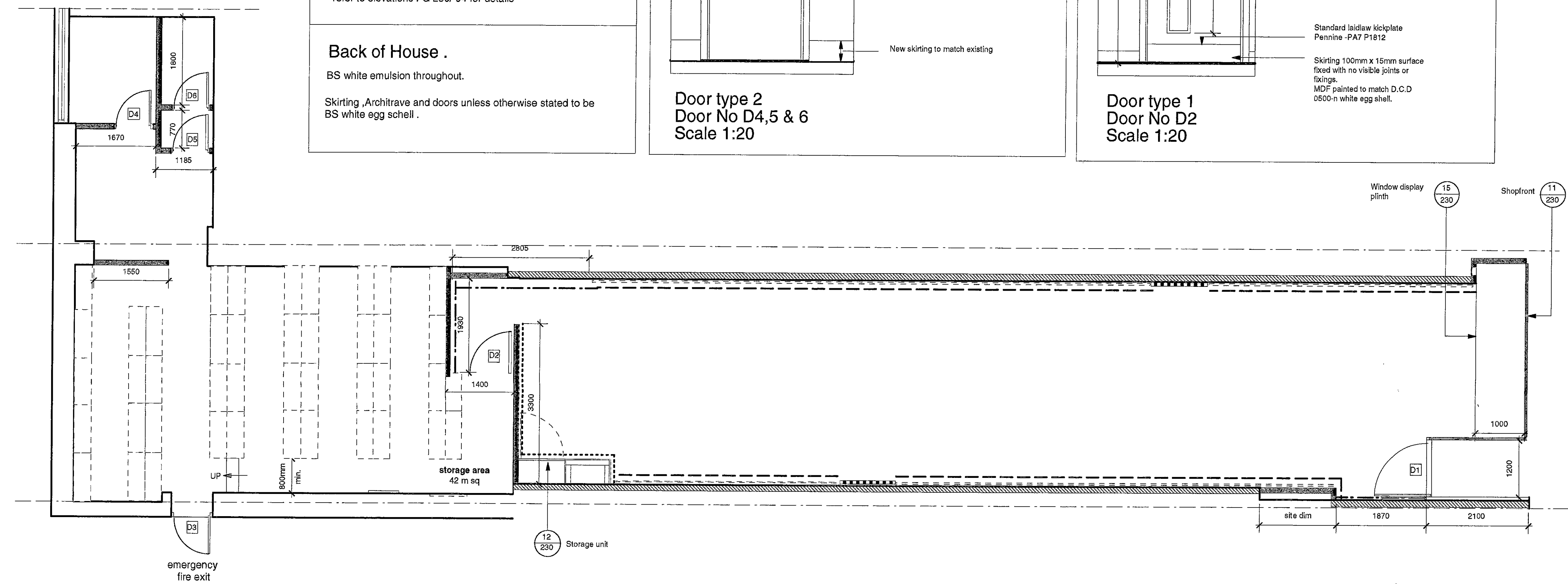
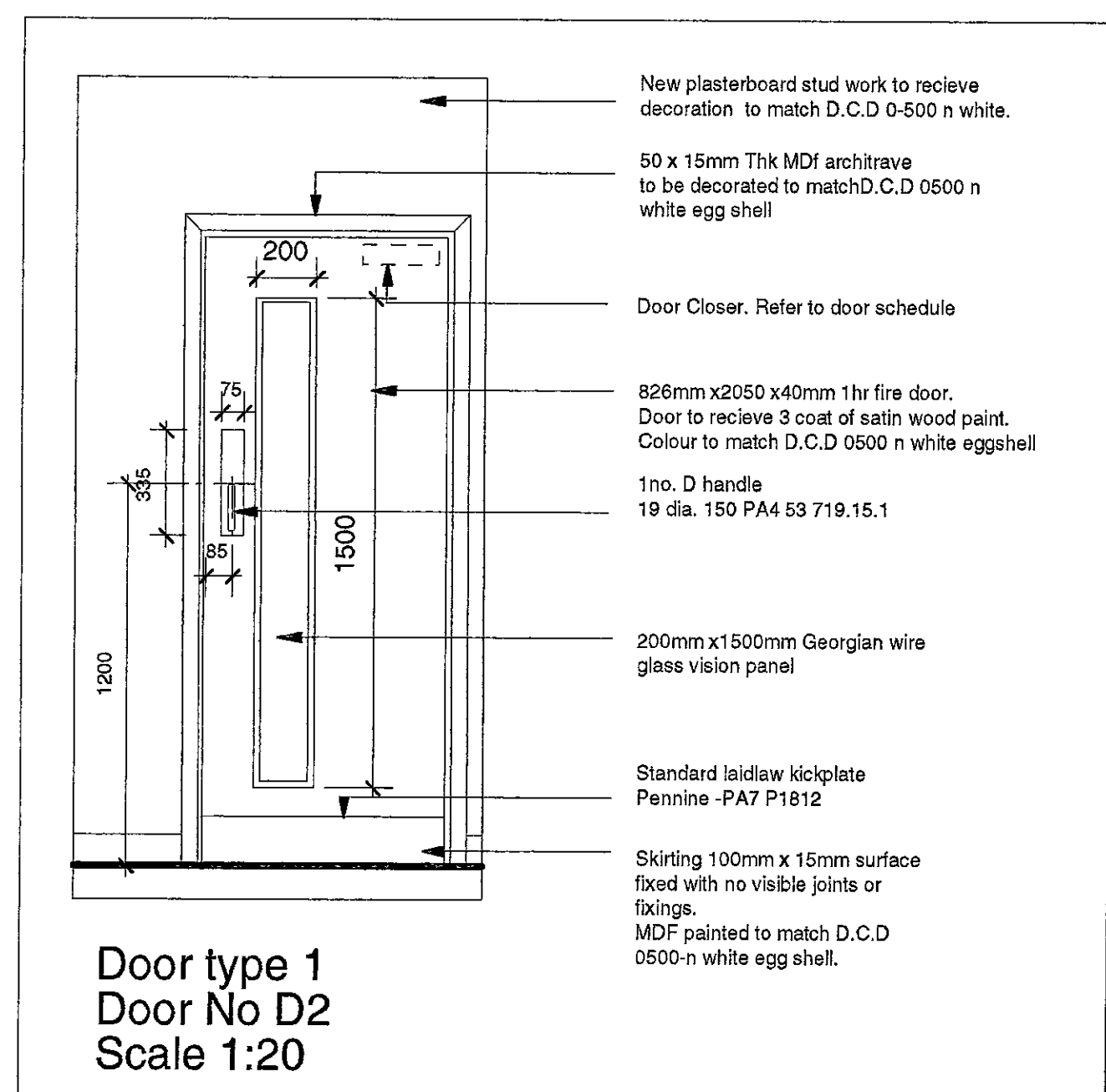
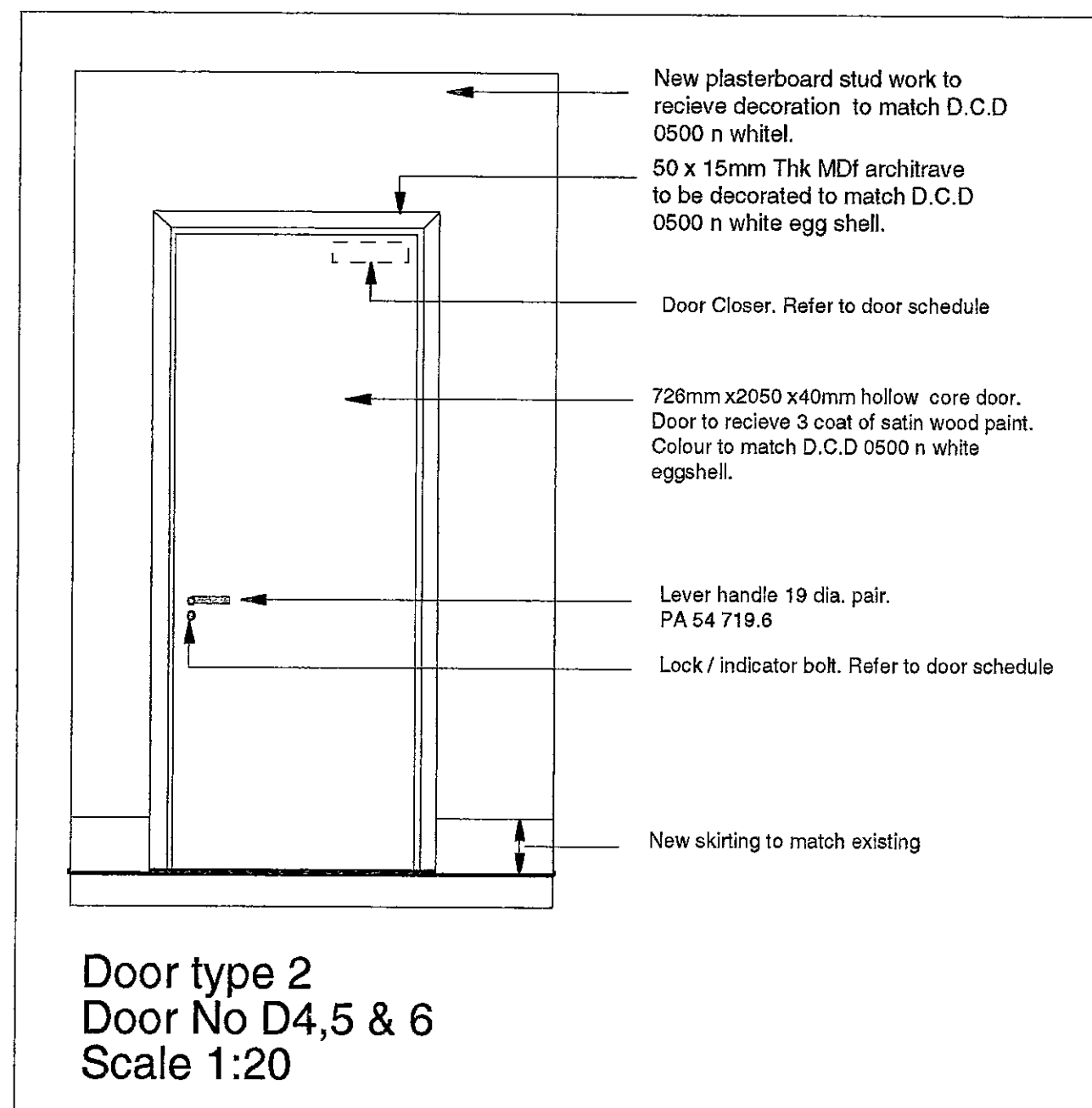
Walls, ceiling unless otherwise stated to be Dulux Colour Dimension 0 500n white emulsion refer to elevations FG 230/ 04 for details

Skirting, Architrave and doors unless otherwise stated to be Dulux Colour Dimension 0 500n white egg shell refer to elevations FG 230/ 04 for details


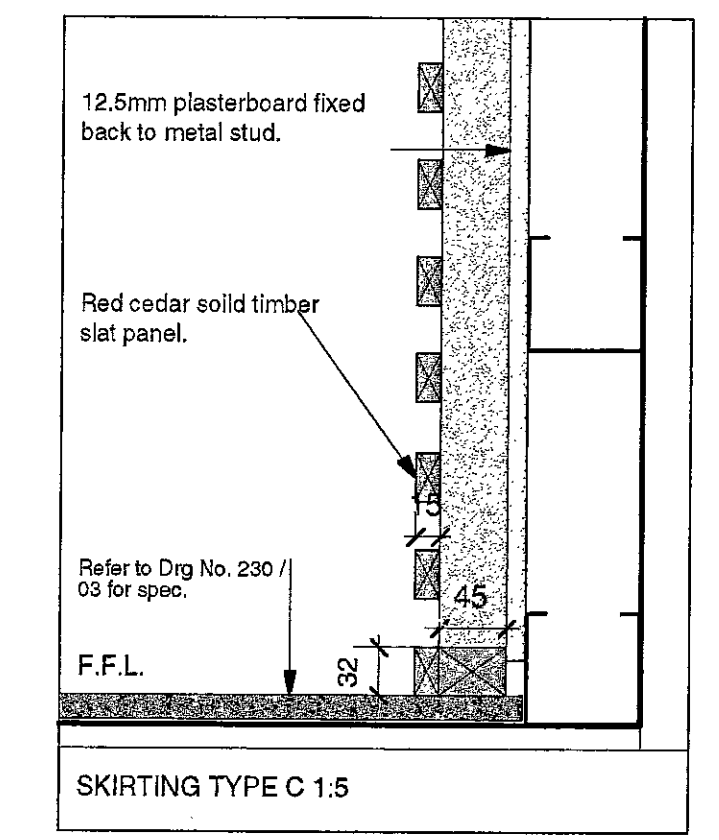
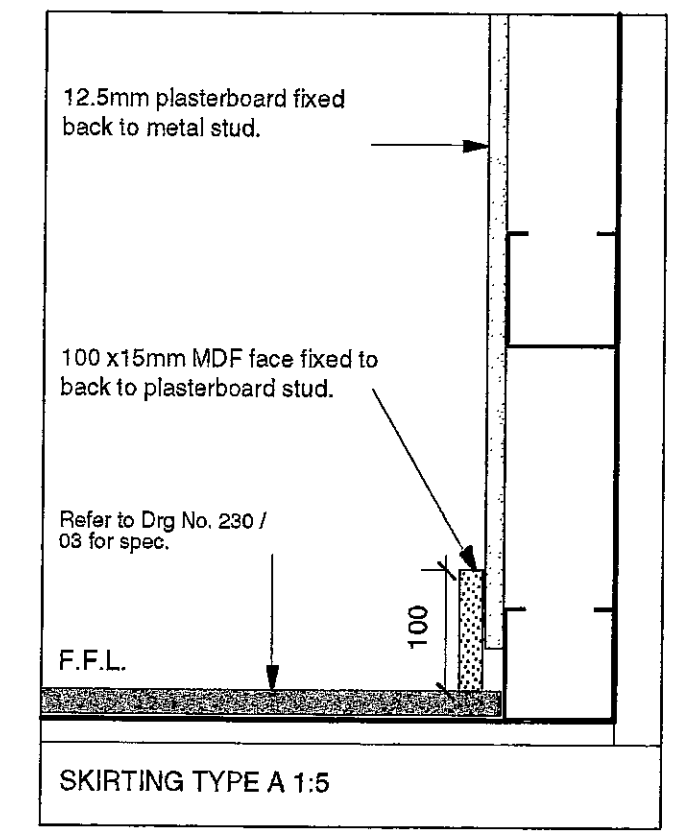
**Back of House .**

BS white emulsion throughout.

Skirting, Architrave and doors unless otherwise stated to be BS white egg shell .



1 02 Builders work. Scale: 1:50



**Door Schedule - all ironmongery supplied by NT Laidlaw Tel: 0207 4360779**

Door	Location	Door Type	Hinges	Handles	Closer	Locks	Indicator bolts	F/R	Vision Panel	Kickplate	Signage	Door stop	Notes
D1	New shopfront door												Refer FG 230/09 for details
D2	New door in to stockroom	Door Type 1	Orbis series 7 - 37 700.2 3No per leaf	1no. D handle 19 dia. 150 PA4 53 719.15.1	Orbis Series 7 31.700	Deadlock case Orbis Series 7 12 751.2		1hr	Yes. refer to door type 1	Yes. refer to door type 1	type A57 330: Fire door keep shut	Orbis Series 7 32.703	Contractor to spec suitable panic bolt
D3	Existing emergency fire exit door					As existing							Contractor to ensure door is suitable secure. Fortly as necessary.
D4	New door into office	Door Type 1	Orbis series 7 - 37 700.2 3No per leaf	Lever handle 19dia. Pair PA4 54 719.6	Orbis Series 7 31.700	Deadlock case Orbis Series 7 12 751.2		tbc			Client to advise	Orbis Series 7 32.703	3 coats of satin wood paint Decorated to match D.C.D 0500 n white.
D5	New door in to wc lobby	Door Type 1	Orbis series 7 - 37 700.2 3No per leaf	Lever handle 19dia. Pair PA4 54 719.6	Orbis Series 7 31.700			tbc			Client to advise	Orbis Series 7 32.703	3 coats of satin wood paint Decorated to match D.C.D 0500 n white.
D6	New wc door into wc	Door Type 1	Orbis series 7 - 37 700.2 3No per leaf	Lever handle 19dia. Pair PA4 54 719.6	Orbis Series 7 31.700		Orbis 7 series PA4 51 700.4 PA4 51 700.5				Client to advise	Orbis Series 7 32.703	3 coats of satin wood paint Decorated to match D.C.D 0500 n white.

**Skirting work key**

SKIRTING TYPE	DESCRIPTION
SKIRTING TYPE A	SHOPFLOOR 100mm x 15mm surface fixed with no visible joints or fixings. MDF painted to match D.C.D 0500-n white (egg shell.)
SKIRTING TYPE B	SHOPFLOOR 100mm x 15mm surface fixed with no visible joints or fixings. MDF painted to D.C.D 0500-n white (egg shell.) Refer FG 230 /12 for details.
SKIRTING TYPE C	SHOPFLOOR No skirting. Contractor to ensure neat junction between plasterboard and floor finish.
SKIRTING TYPE D	BACK OF HOUSE to match existing.

**Builders work key**

Symbol	Details
(Solid line)	New partitions to be erected to form enclosures/boxing out using 12.5mm plasterboard on metal stud frame system. All joints to be scrim taped and boards plaster skimmed ready to receive decoration. Decoration to match D.C.D 0-500 n white unless otherwise specified. refer to elevation for details.
(Dashed line)	All existing walls to be made good and ready for decoration. Decoration to match D.C.D 0-500 n white unless otherwise specified. refer to elevation for details.
(Dotted line)	32mmx45mm Red cedar solid timber frame fixed to wall in preparation to receive Perimeter Monitor unit Ref FG 230/13 for details. Frame size 1150mm (w) x45 (d) x 3080(h) approx.
(Dash-dot line)	Contractor to fix suitable timber battening to existing wall in preparation to receive Ecco 'concept 2000' system. NASSJO TO ADVISE SUITABLE SIZE OF BATTEN HEIGHTS REQUIRED Battens to be painted out to match new wall decoration. Contractor to ensure battening is not visible once system has been fixed in place.

- 1.1 Regulations - The complete works are to conform to Local Council regulations and the requirements laid down in the Tenant's Guidelines manual, if applicable.
- 1.2 Health and Safety - The complete works are to conform to Local Council regulations and be carried out in such a way as to minimise health and safety hazards.
- 1.3 Fire protection - The contractor to comply with the relevant Local Authority code of practice for the prevention of fires on construction sites.  
All materials are to conform to Local Council requirements.  
All existing fire protection to be maintained.  
All services that pass through fire protected construction should be fire stopped.  
All partitions and ceilings installed should provide the required fire separation between compartments.
- 1.4 Structure - to engineer's details and Local Authority requirements. The contractor to advise on all details and ensure stability and strength of construction.
- 1.5 Services - to engineer's details and Local Authority requirements.
- 1.6 Temporary services - The contractor will be responsible for the provision of and payment for all temporary services including water, lighting, electricity and telephones.
- 1.7 Contractor drawings - contractor to provide setting out and rod drawings for approval prior to construction.  
The Contractor to check all dimensions on site and relate to these drawings. The Contractor to report any discrepancies to Designers prior to construction.



TENDER ISSUE 8.12.00

PP002895

**fern green partnership**  
20 Shepherdess walk london N1 7LB  
T 020 7490 7911 F 020 7490 8999

client | Ecco  
project | High St Kensington  
drawing | Builders work  
drawing no | FG230 / 02  
date | 11/00  
scale | 1:50

do not scale this drawing all dimensions to be verified on site copyright of this drawing remains with designer

DRAWING FOR INFORMATION ONLY .NOT TO BE CONSTRUCTED FROM.



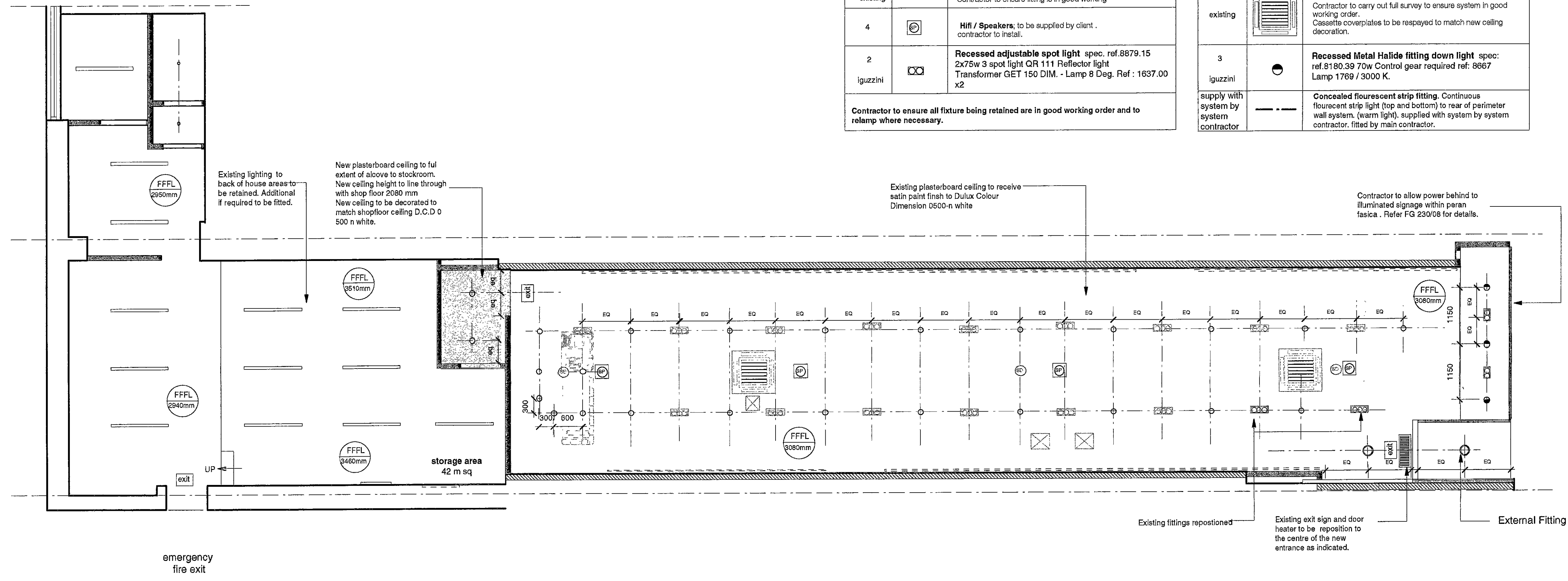
**Ceiling Note.**  
 existing plasterboard ceiling to be patched where necessary and made good for decoration. Decoration to match D.C.D 0-500 n white

NO REQ.	SYMBOL	DESCRIPTION
existing	+	<b>Surface mounted fluorescent fitting.</b> To be retained and repositioned as necessary
2 iguzzini	⊕	<b>Recessed Compact fluorescent downlight</b> spec 8331.01 Sistema 44 - 2x25w white reflector with PL-warm lamp.
existing	⊙	<b>Recessed adjustable spotlight.</b> To be retained
3 existing	⊗	<b>Smoke detector</b> ceiling mounted. To be retained. White heads to be replaced. Contractor to ensure fitting is in good working order
4	⊕	<b>Hifi / Speakers</b> , to be supplied by client . contractor to install.
2 iguzzini	⊗	<b>Recessed adjustable spot light</b> spec. ref.8879.15 2x75w 3 spot light QR 111 Reflector light Transformer GET 150 DIM. - Lamp 8 Deg. Ref : 1637.00 x2

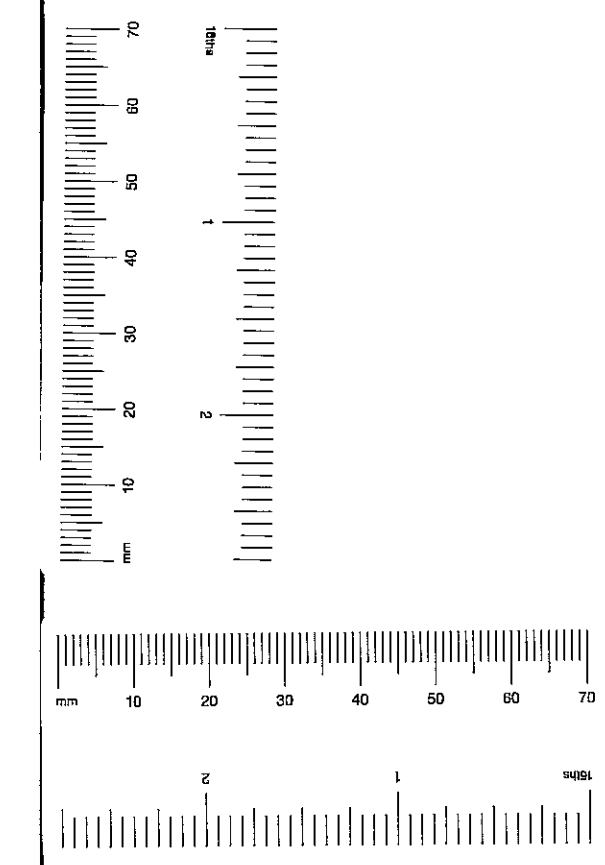
Contractor to ensure all fixture being retained are in good working order and to relamp where necessary.

For all supplied by IGuzzini:  
 iguzzini illuminazione UK LTD  
 Unit 3 Mitcham Industrial Estate  
 26 Streatham RD  
 Mitcham Surrey  
 Tel. 02026 842 4141

2	⊙	<b>Back of house Surface mount compact fluorescent</b> contractor to spec subject to designers approval.
23 iguzzini	⊙	<b>Recessed Metal Halide fitting downlight.</b> spec reflex Orical 70w 88667 control gear required ref. 8668 lamp 1769 /3000 K.
2 ERCO	exit	<b>Maintained illuminated safety exit sign</b> ceiling mounted. ERCO. 45 11 ECG TC -EL, 11 w, 2 G7
existing	⊗	<b>Fire alarm</b> To be retained. Client to confirm Contractor to ensure fitting is in good working order.
existing	⊗	<b>Door heater recessed flush within ceiling.</b> Contractor to ensure heater in good working order. Coverplate to be respayed to match new ceiling decoration.
existing	⊗	<b>A/C cassettes</b> Contractor to carry out full survey to ensure system in good working order. Cassette coverplates to be respayed to match new ceiling decoration.
3 iguzzini	⊙	<b>Recessed Metal Halide fitting down light</b> spec: ref.8180.39 70w Control gear required ref: 8667 Lamp 1769 / 3000 K.
supply with system by contractor	---	<b>Concealed fluorescent strip fitting.</b> Continuous fluorescent strip light (top and bottom) to rear of perimeter wall system. (warm light). supplied with system by system contractor. fitted by main contractor.



1  
04 Reflected Ceiling Plan. Scale: 1:50



- Regulations** - The complete works are to conform to Local Council regulations and the requirements laid down in the Tenant's Guidelines manual; if applicable.
- Health and Safety** - The complete works are to conform to Local Council regulations and be carried out in such a way as to minimise health and safety hazards.
- Fire protection** - The contractor to comply with the relevant Local Authority code of practice for the prevention of fires on construction sites.  
All materials are to conform to Local Council requirements.  
All existing fire protection to be maintained.  
All services that pass through fire protected construction should be fire stopped.  
All partitions and ceilings installed should provide the required fire separation between compartments.
- Structure** - to engineer's details and Local Authority requirements. The contractor to advise on all details and ensure stability and strength of construction.
- Services** - to engineer's details and Local Authority requirements.
- Temporary services** - The contractor will be responsible for the provision of and payment for all temporary services including water, lighting, electricity and telephones.
- Contractor drawings** - contractor to provide setting out and rod drawings for approval prior to construction.  
The Contractor to check all dimensions on site and relate to these drawings. The Contractor to report any discrepancies to Designers prior to construction.

H.P. & V.  
 TOWN PLANNING  
 15 DEC 2000  
 RECEIVED

TENDER ISSUE  
 8.12.00 P002895

REV.	DATE	DETAIL

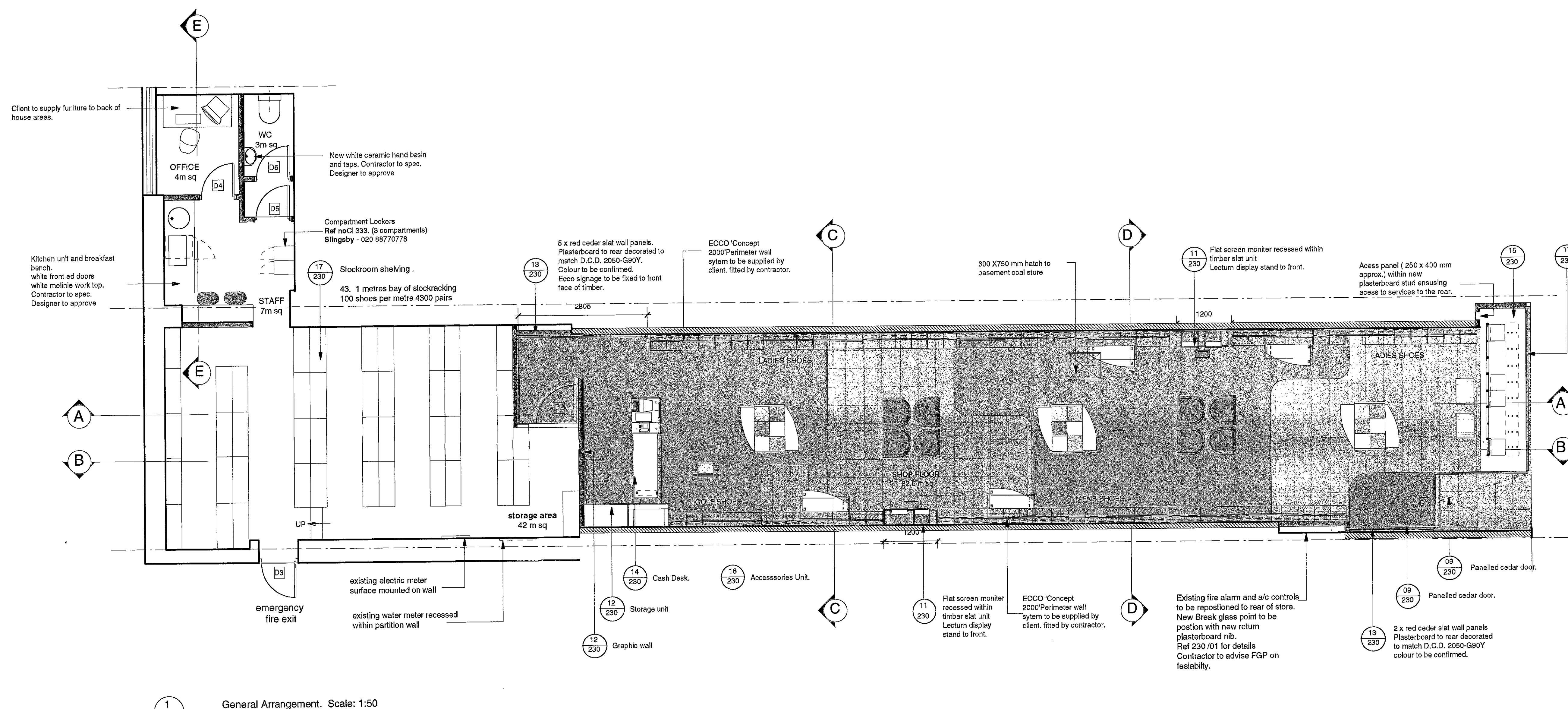
**fern green partnership**  
 20 Shepherdess walk london N1 7LB  
 T 020 7490 7911 F020 7490 8939

client | Ecco  
 project | High St Kensington  
 drawing | Reflected Ceiling Plan  
 drawing no | FG230 / 04  
 date | 11/00  
 scale | 1:50


do not scale this drawing all dimensions to be verified on site  
 copyright of this drawing remains with designer



DRAWING TO BE READ IN CONJUNCTION WITH DWG 230/02, 03, 04 & 05



1 01 General Arrangement. Scale: 1:50



The following items are to be supplied the client and fitted by the main contractor.

no. req	Symbol	Description	no. req	Symbol	Description
3 no.		Low mid floor display table -single ECCO 'concept shop 2000'	1 no.		Cash desk -one till point. By system contractor (By others)
8 no.		hm 321 chair Hitch Mylius ltd - 44 (0) 208 443 2616 Elmo leather - Rustical 33286 By Client	85 bays		Perimeter system. ECCO 'concept shop 2000' By system contractor (By others)
2 no.		Timber stool ECCO 'concept shop'	4 no. perimeter tables		Perimeter system. ECCO 'concept shop 2000' By system contractor (By others)
1 no.		Free standing accessories unit. By system contractor (By others)	8 no.		Window display unit. By system contractor (By others)

General Notes TP/00/2895 (25)

- 1.1 Regulations - The complete works are to conform to Local Council regulations and the requirements laid down in the Tenant's Guidelines manual; if applicable.
- 1.2 Health and Safety - The complete works are to conform to Local Council regulations and be carried out in such a way as to minimise health and safety hazards.
- 1.3 Fire protection - The contractor to comply with the relevant Local Authority code of practice for the prevention of fires on construction sites.  
All materials are to conform to Local Council requirements.  
All existing fire protection to be maintained.  
All services that pass through fire protected construction should be fire stopped.  
All partitions and ceilings installed should provide the required fire separation between compartments.
- 1.4 Structure - to engineer's details and Local Authority requirements. The contractor to advise on all details and ensure stability and strength of construction.
- 1.5 Services - to engineer's details and Local Authority requirements.
- 1.6 Temporary services - The contractor will be responsible for the provision of and payment for all temporary services including water, fighting, electricity and telephones.
- 1.7 Contractor drawings - contractor to provide setting out and rod drawings for approval prior to construction.  
The Contractor to check all dimensions on site and relate to these drawings. The Contractor to report any discrepancies to Designers prior to construction.

TOWN PLANNING  
15 DEC 2000  
RECEIVED

TENDER ISSUE  
8.12.00  
PP002895

30.11.00	PERLIMINARY ISSUE FOR INFORMATION ONLY	
REV.	DATE	DETAIL

**fern green partnership**  
20 Shepherdess walk london N1 7LB  
T 020 7490 7911 F020 7490 8939

client | Ecco  
project | High St Kensington  
drawing | GA  
drawing no | FG230 / 01  
date | 11/00  
scale | 1:50

do not scale this drawing all dimensions to be verified on site  
copyright of this drawing remains with designer

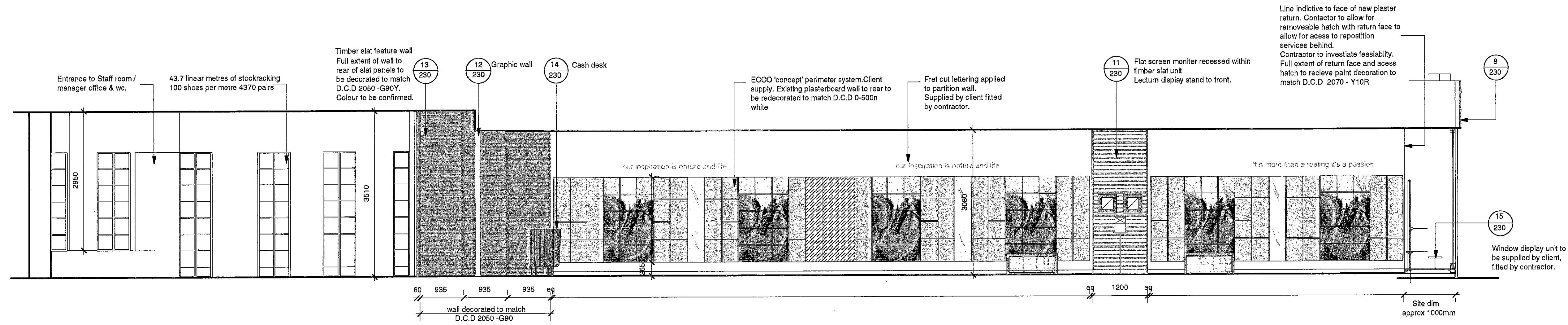
DRAWING FOR INFORMATION ONLY .NOT TO BE CONSTRUCTED FROM.



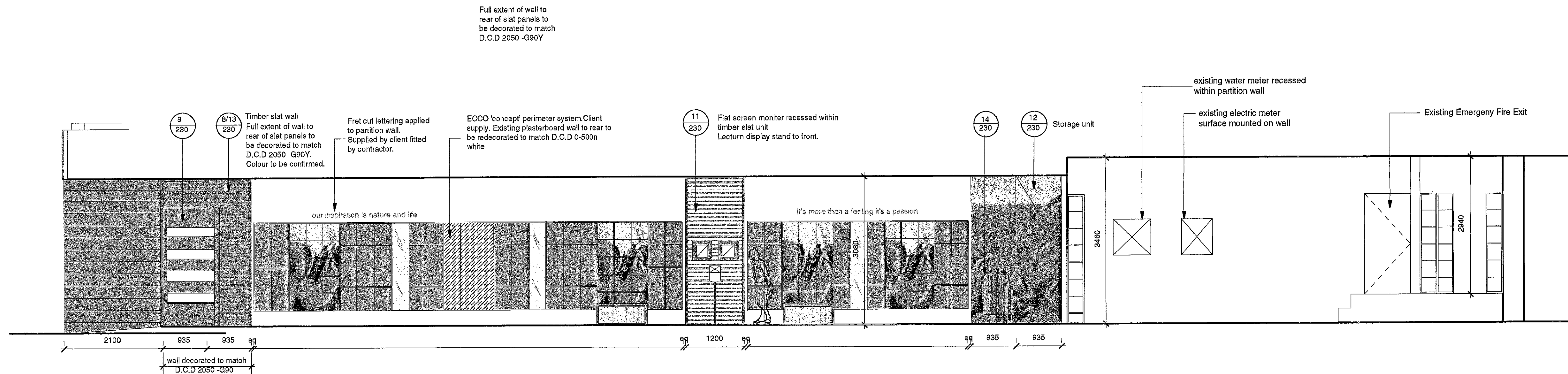
DRAWING TO BE READ IN CONJUNCTION WITH DWG 230/01,02,08, 11,12, 13 & 14

General Notes TP/00/0895

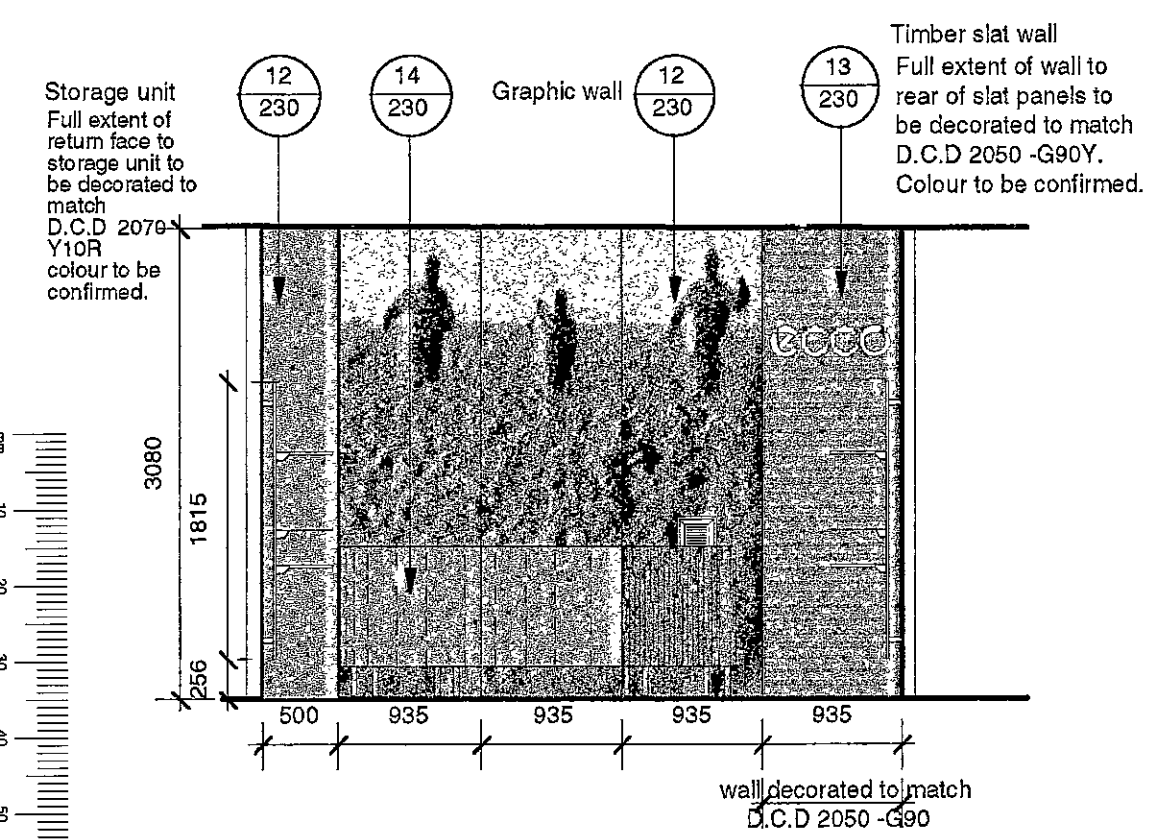
- 1.1 Regulations - The complete works are to conform to Local Council regulations and the requirements laid down in the Tenant's Guidelines manual, if applicable.
- 1.2 Health and Safety - The complete works are to conform to Local Council regulations and be carried out in such a way as to minimise health and safety hazards.
- 1.3 Fire protection - The contractor to comply with the relevant Local Authority code of practice for the prevention of fires on construction sites.  
All materials are to conform to Local Council requirements.  
All existing fire protection to be maintained.  
All services that pass through fire protected construction should be fire stopped.  
All partitions and ceilings installed should provide the required fire separation between compartments.
- 1.4 Structure - to engineer's details and Local Authority requirements. The contractor to advise on all details and ensure stability and strength of construction.
- 1.5 Services - to engineer's details and Local Authority requirements.
- 1.6 Temporary services - The contractor will be responsible for the provision of and payment for all temporary services including water, lighting, electricity and telephones.
- 1.7 Contractor drawings - contractor to provide setting out and rod drawings for approval prior to construction.  
The Contractor to check all dimensions on site and relate to these drawings. The Contractor to report any discrepancies to Designers prior to construction.



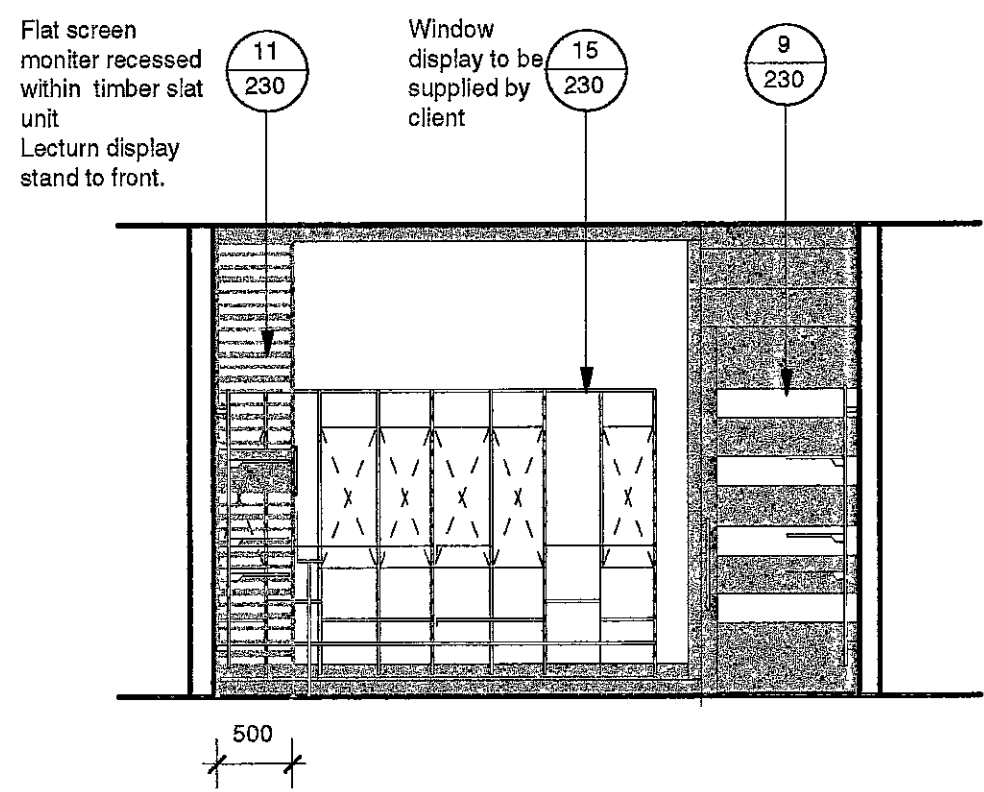
1 Sectional elevation AA.  
Scale: 1:50



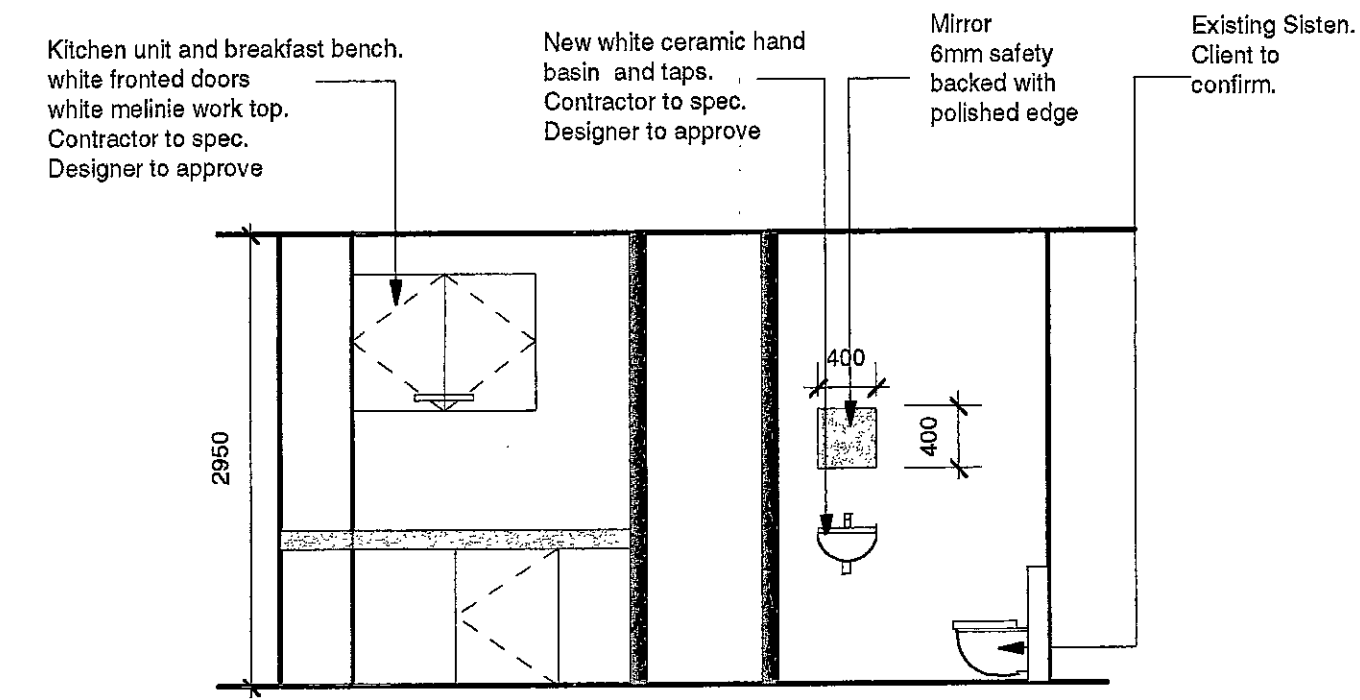
2 Sectional elevation BB.  
Scale: 1:50



3 Sectional elevation CC.  
Scale: 1:50



4 Sectional elevation DD.  
Scale: 1:50



5 Sectional elevation EE.  
Scale: 1:50

R. S. A. T. TOWN PLANNING  
 15 DEC 2000  
 RECEIVED

TENDER ISSUE 8.12.00

REV.	DATE	DETAIL
30.11.00		PERLIMINARY ISSUE FOR INFORMATION ONLY

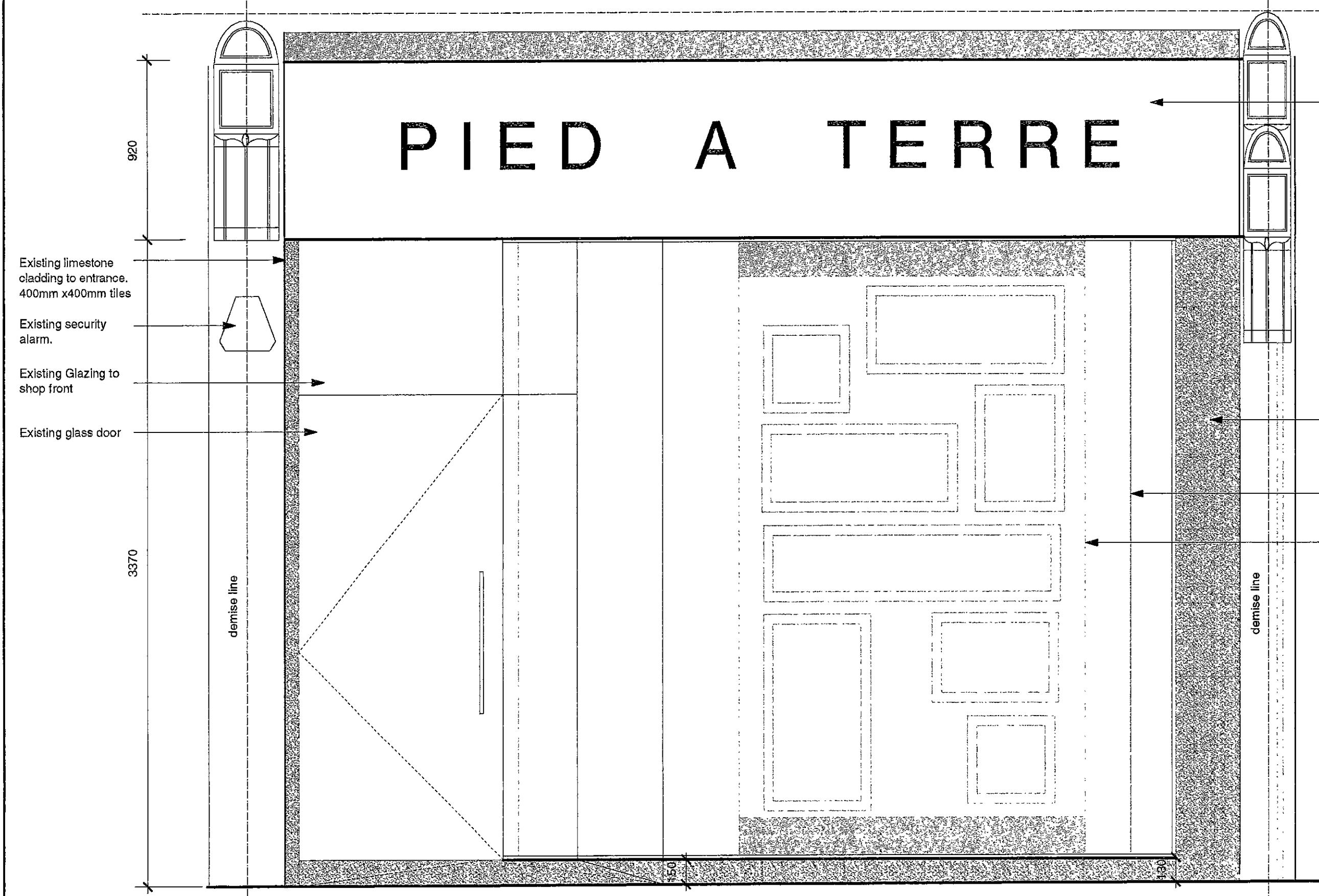
**fern green partnership**  
 20 Shepherdess walk london N1 7LB  
 T 020 7490 7911 F020 7490 8939

client | Ecco  
 project | High St Kensington  
 drawing | Elevations A,A -DD.  
 drawing no | FG230 /05  
 date | 11/00  
 scale | 1:50

do not scale this drawing all dimensions to be verified on site copyright of this drawing remains with designer

DRAWING FOR INFORMATION ONLY .NOT TO BE CONSTRUCTED FROM.





2 Existing Shop Front Entrance Elevation. Scale: 1:20

Existing white fascia. Back illuminated lettering.


Existing Limestone cladding to entrance. 400mm x400mm tiles.

Existing Limestone upstand to RHS of shopfront

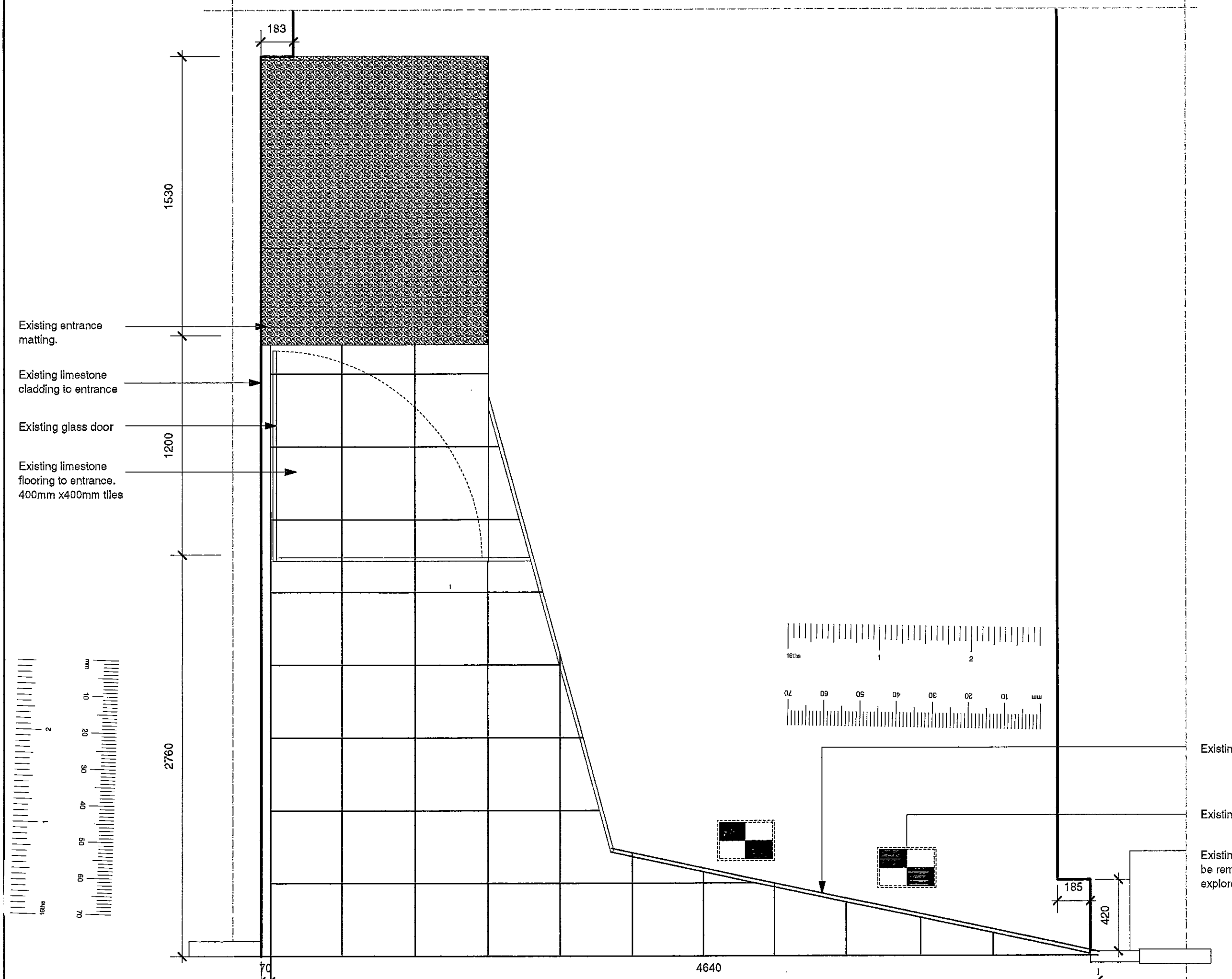
Existing plasterboard return

Existing window display

NOTE:  
Existing shipfront to be removed and hording to be erected



3 Existing Section AA. Scale: 1:20




1 Existing Shopfront Plan. Scale: 1:20

Existing shopfront glazing

Existing shopfront display lighting

Existing limestone up stand to be removed contractor to explore prior to demolition



4 Existing Shopfront Elevation. Scale: 1:50

- 1.1 Regulations - The complete works are to conform to Local Council regulations and the requirements laid down in the Tenant's Guidelines manual; if applicable.
- 1.2 Health and Safety - The complete works are to conform to Local Council regulations and be carried out in such a way as to minimise health and safety hazards.
- 1.3 Fire protection - The contractor to comply with the relevant Local Authority code of practice for the prevention of fires on construction sites.  
All materials are to conform to Local Council requirements.  
All existing fire protection to be maintained.  
All services that pass through fire protected construction should be fire stopped.  
All partitions and ceilings installed should provide the required fire separation between compartments.
- 1.4 Structure - to engineer's details and Local Authority requirements. The contractor to advise on all details and ensure stability and strength of construction.
- 1.5 Services - to engineer's details and Local Authority requirements.
- 1.6 Temporary services - The contractor will be responsible for the provision of and payment for all temporary services including water, lighting, electricity and telephones.
- 1.7 Contractor drawings - contractor to provide setting out and rod drawings for approval prior to construction.  
The Contractor to check all dimensions on site and relate to these drawings. The Contractor to report any discrepancies to Designers prior to construction.

R.L.K. & C.  
TOWN PLANNING  
15 DEC 2000  
RECEIVED 2002895

TENDER ISSUE  
8.12.00

10.02/2001

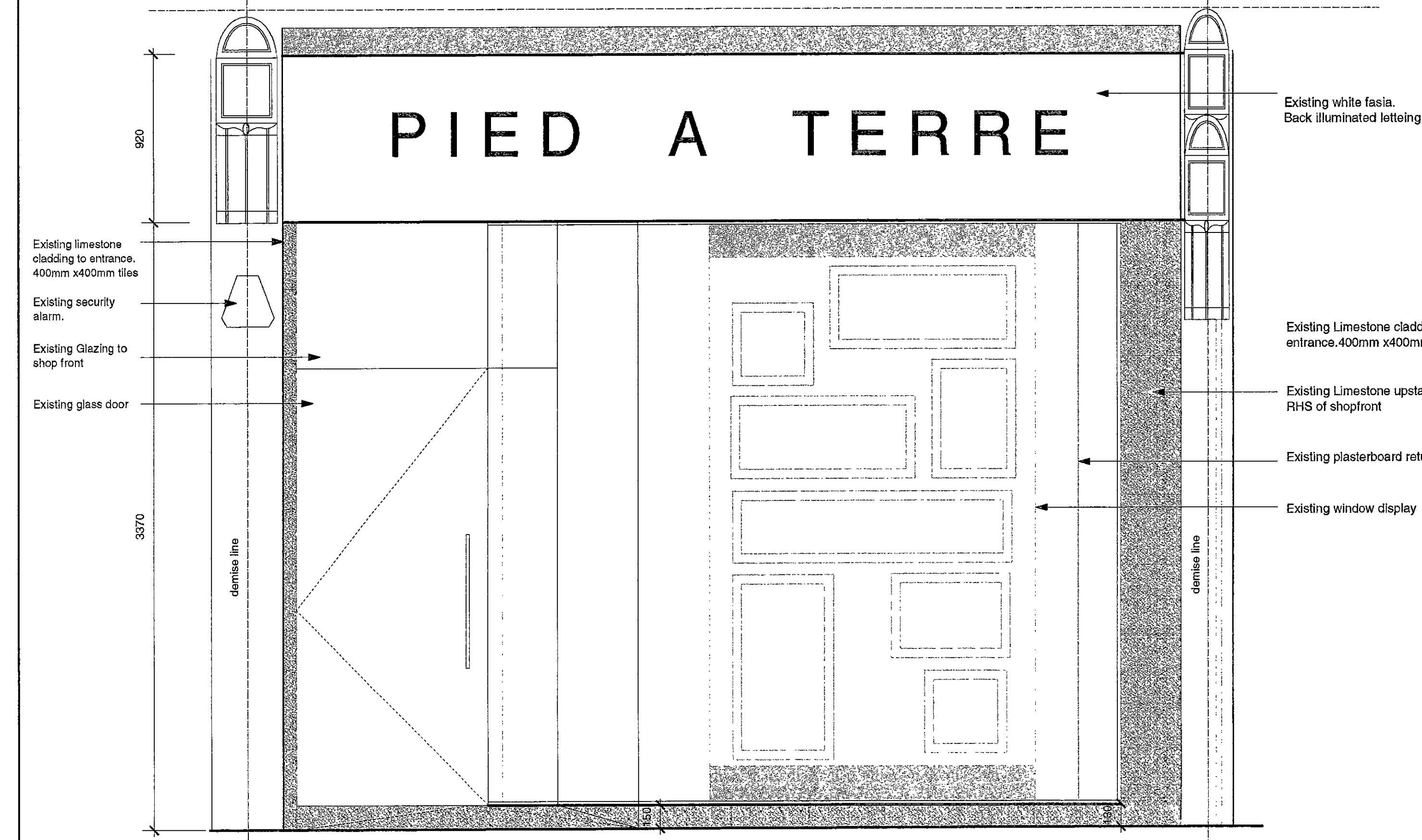
REV.	DATE	DETAIL
------	------	--------

**fern green** partnership  
20 Shepherdess walk london EC2A 4RJ  
T 020 7490 7911 F020 7490 9939

client | Ecco  
project | High St Kensington  
drawing | Existing ShopFront  
drawing no | FG230 / 06  
date | 11/00  
scale | 1:50

do not scale this drawing all dimensions to be verified on site  
copyright of this drawing remains with designer

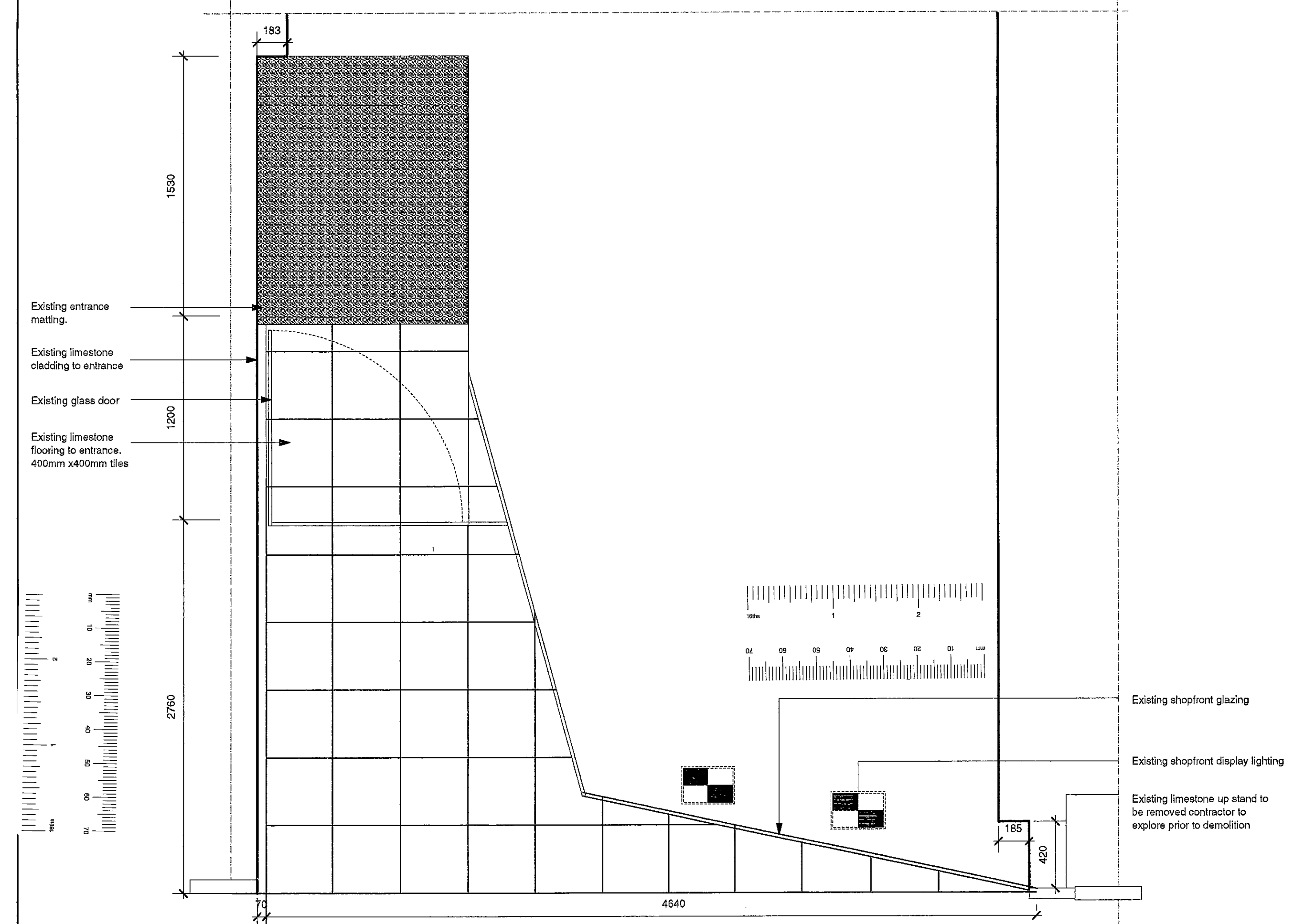




2 Existing Shop Front Entrance Elevation. Scale: 1:20

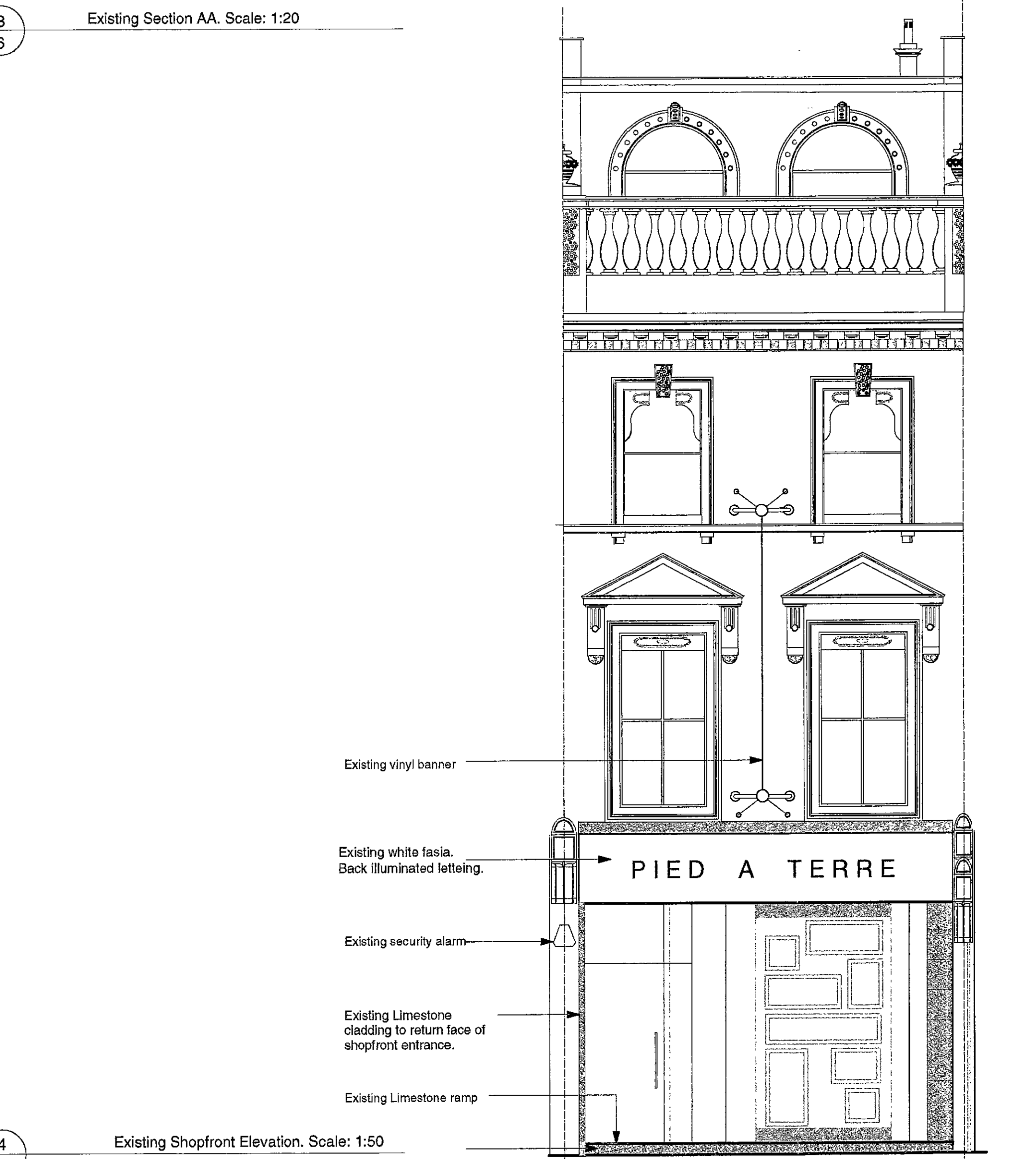
3 Existing Section AA. Scale: 1:20

NOTE:  
Existing shipfront to be removed and hording to be erected



1 Existing Shopfront Plan. Scale: 1:20

4 Existing Shopfront Elevation. Scale: 1:50



- 1.1 Regulations - The complete works are to conform to Local Council regulations and the requirements laid down in the Tenant's Guidelines manual; if applicable.
- 1.2 Health and Safety - The complete works are to conform to Local Council regulations and be carried out in such a way as to minimise health and safety hazards.
- 1.3 Fire protection - The contractor to comply with the relevant Local Authority code of practice for the prevention of fires on construction sites.  
All materials are to conform to Local Council requirements.  
All existing fire protection to be maintained.  
All services that pass through fire protected construction should be fire stopped.  
All partitions and ceilings installed should provide the required fire separation between compartments.
- 1.4 Structure - to engineer's details and Local Authority requirements. The contractor to advise on all details and ensure stability and strength of construction.
- 1.5 Services - to engineer's details and Local Authority requirements.
- 1.6 Temporary services - The contractor will be responsible for the provision of and payment for all temporary services including water, lighting, electricity and telephones.
- 1.7 Contractor drawings - contractor to provide setting out and rod drawings for approval prior to construction.  
The Contractor to check all dimensions on site and relate to these drawings. The Contractor to report any discrepancies to Designers prior to construction.



TENDER ISSUE  
8.12.00

PP002695

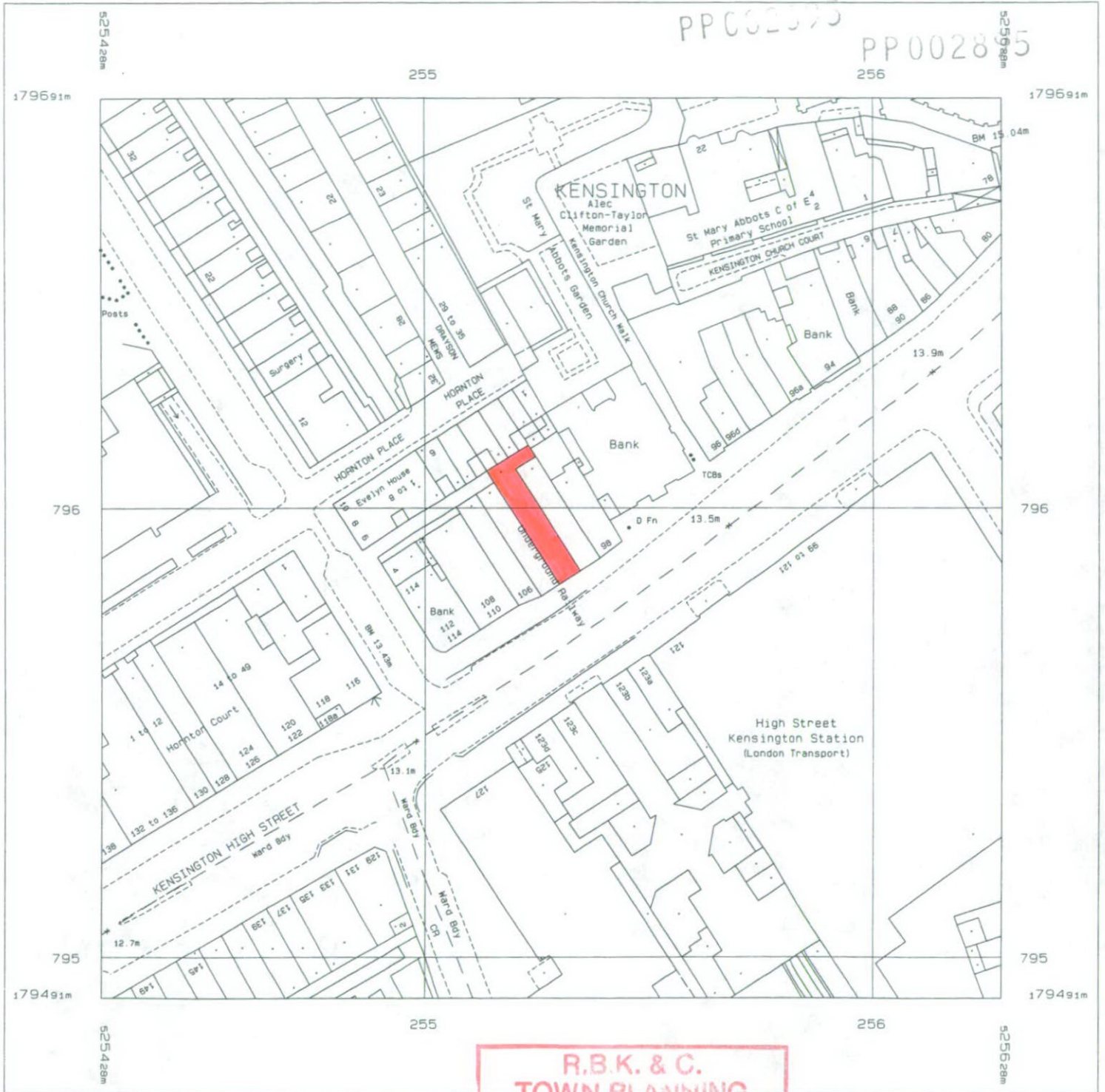
REV.	DATE	DETAIL

**fern green partnership**  
 20 Shepherdess walk london EC2A 4RJ  
 T 020 7490 7911 F020 7490 8939

client | Ecco  
 project | High St Kensington  
 drawing | Existing ShopFront  
 drawing no | FG230 / 06  
 date | 11/00  
 scale | 1: 50

do not scale this drawing all dimensions to be verified on site  
copyright of this drawing remains with designer





**R.B.K. & C.**  
**TOWN PLANNING**  
 15 DEC 2000  
**RECEIVED**

Produced 28 Nov 2000 from Ordnance Survey digital data and incorporating surveyed revision available at this date. © Crown Copyright 2000.

Reproduction in whole or in part is prohibited without the prior permission of Ordnance Survey.

Ordnance Survey, the OS symbol and Superplan are registered trade marks of Ordnance Survey, the national mapping agency of Great Britain.

Scale 1: 1250

National Grid sheet reference at centre of this Superplan: TQ2579NE

The representation of a road, track or path is no evidence of a right of way.