

TP100/2916 ①

B1 SHEET

NOTES:
 1. ALL CLASSED ROOMS PROTECTIVE GAS SUPPLY SHALL BE INSTALLED IN ACCORDANCE WITH THE LATEST EDITION OF THE BRITISH STANDARD BS 58-16:1992.
 2. ALL CLASSED ROOMS SHALL BE PROVIDED WITH A SMOKE EXTRACT SYSTEM.
 3. ALL CLASSED ROOMS SHALL BE PROVIDED WITH A SMOKE EXTRACT SYSTEM.
 4. ALL CLASSED ROOMS SHALL BE PROVIDED WITH A SMOKE EXTRACT SYSTEM.
 5. ALL CLASSED ROOMS SHALL BE PROVIDED WITH A SMOKE EXTRACT SYSTEM.
 6. ALL CLASSED ROOMS SHALL BE PROVIDED WITH A SMOKE EXTRACT SYSTEM.
 7. ALL CLASSED ROOMS SHALL BE PROVIDED WITH A SMOKE EXTRACT SYSTEM.
 8. ALL CLASSED ROOMS SHALL BE PROVIDED WITH A SMOKE EXTRACT SYSTEM.
 9. ALL CLASSED ROOMS SHALL BE PROVIDED WITH A SMOKE EXTRACT SYSTEM.
 10. ALL CLASSED ROOMS SHALL BE PROVIDED WITH A SMOKE EXTRACT SYSTEM.

7. FINISHES TO BE USED FOR TRADING UNDERGROUND:
 1. FLOORING: POLISHED CONCRETE
 2. WALLS: POLISHED CONCRETE
 3. CEILING: POLISHED CONCRETE
 4. DOORS: POLISHED CONCRETE
 5. WINDOWS: POLISHED CONCRETE
 6. STAIRS: POLISHED CONCRETE
 7. LIFTS: POLISHED CONCRETE
 8. CORES: POLISHED CONCRETE
 9. SERVICE AREAS: POLISHED CONCRETE
 10. STORES: POLISHED CONCRETE
 11. OFFICES: POLISHED CONCRETE
 12. LOBBY: POLISHED CONCRETE
 13. CORRIDORS: POLISHED CONCRETE
 14. STAIRS: POLISHED CONCRETE
 15. CORES: POLISHED CONCRETE
 16. SERVICE AREAS: POLISHED CONCRETE
 17. STORES: POLISHED CONCRETE
 18. OFFICES: POLISHED CONCRETE
 19. LOBBY: POLISHED CONCRETE
 20. CORRIDORS: POLISHED CONCRETE

RECEIVED
 20 SEP 1991
 10:30 AM

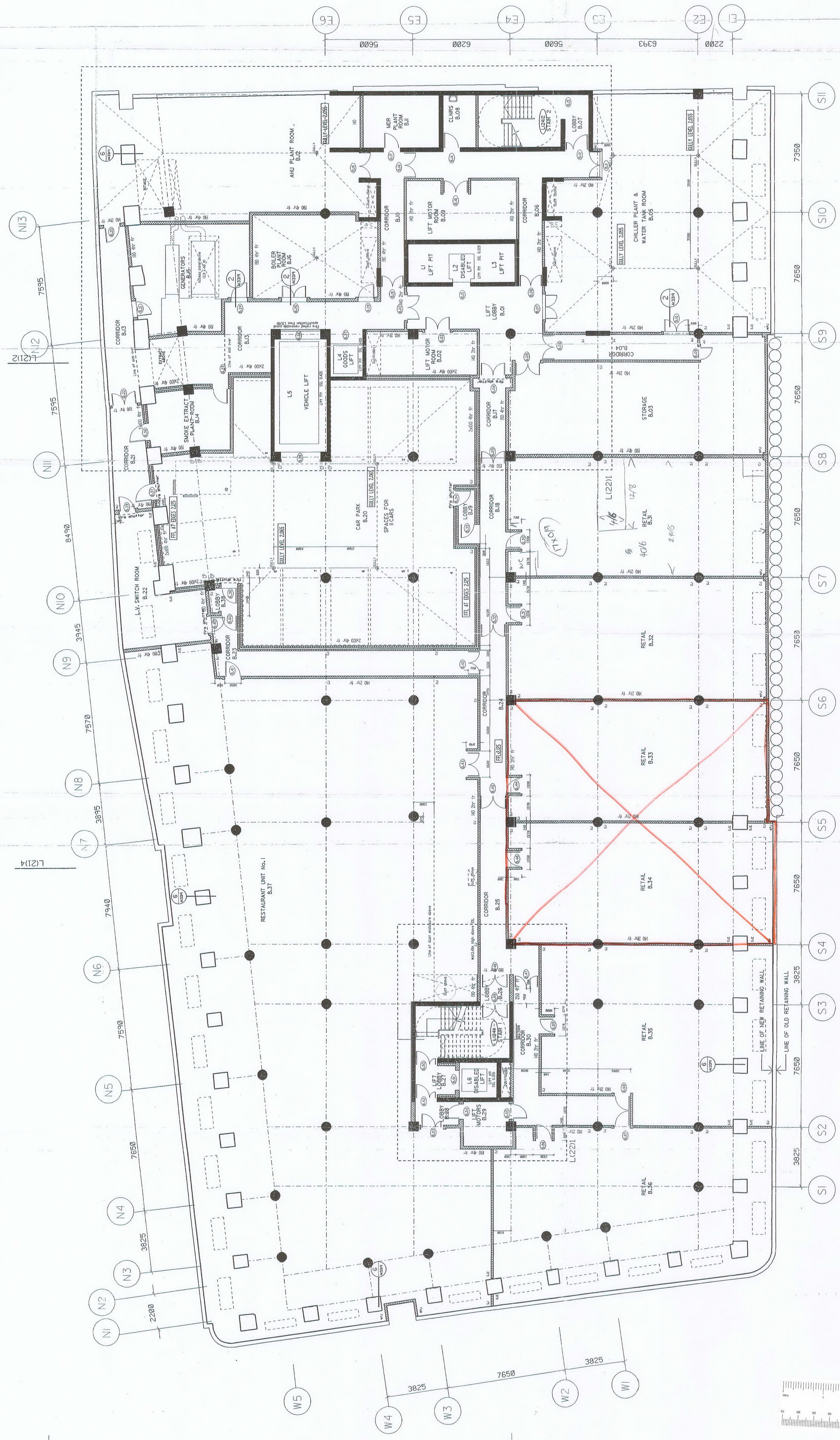
YRM
 ARCHITECTS &
 PLANNERS

STANTON-WILLIAMS
 ARCHITECTS & PLANNERS
 10, Abchurch Lane
 London EC4A 3DF
 Telephone: 071 4039100
 Fax: 071 4039140

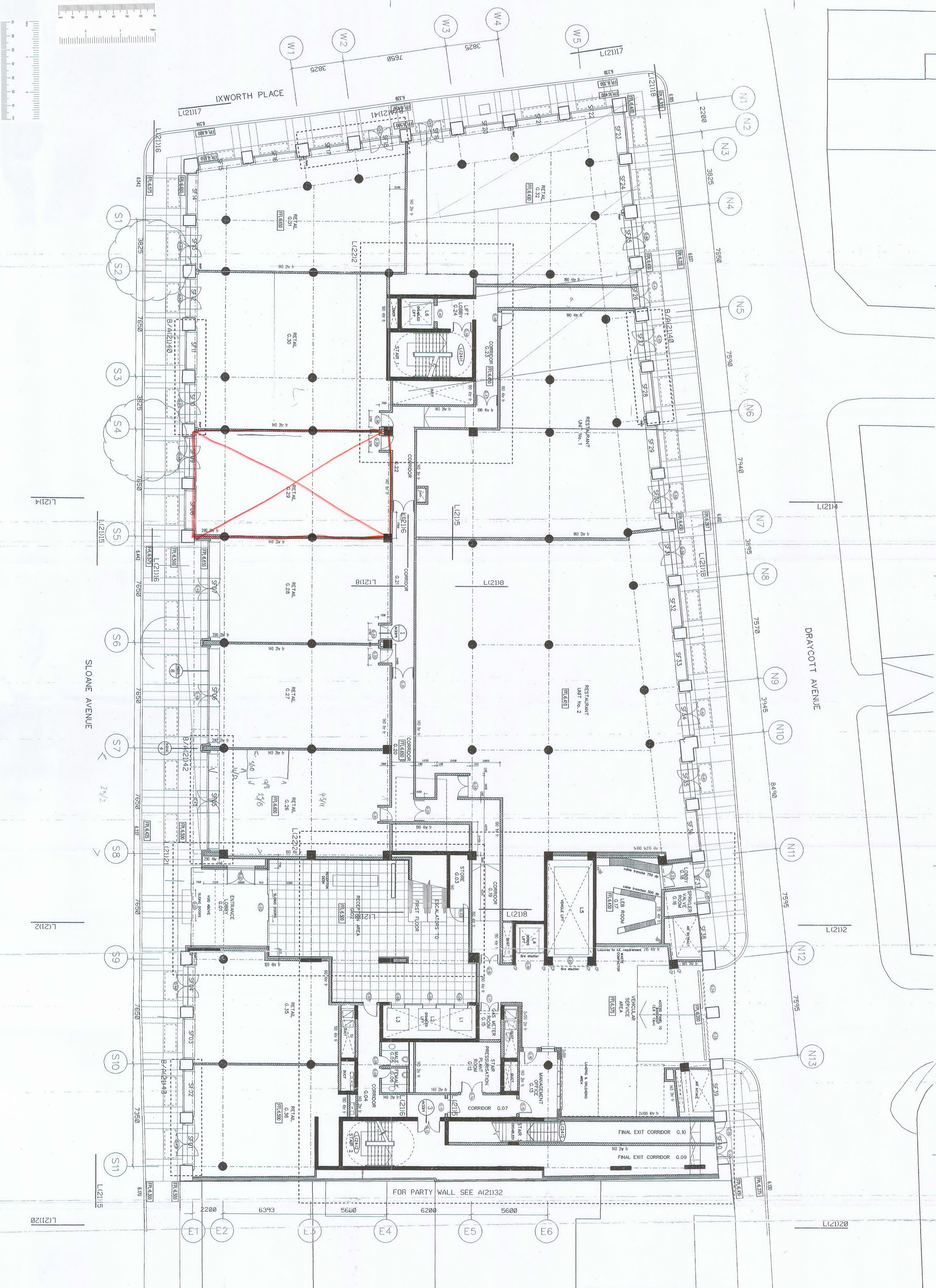
PROJECT:
 CLEARINGS 3
 60, SLOANE AVENUE
 LONDON SW3

BASEMENT PLAN

DATE: 16-MAY-1993
 DRAWN BY: MC
 CHECKED BY: CAT
 SCALE: 1:100
 PROJECT NO: 10073A
 SHEET NO: L(-2)1
 J



TRIM B1



NOTES

1. ALL WORK TO BE ACCORDING TO THE DRAWING AND SPECIFICATIONS.
2. ALL WORK TO BE ACCORDING TO THE DRAWING AND SPECIFICATIONS.
3. ALL WORK TO BE ACCORDING TO THE DRAWING AND SPECIFICATIONS.
4. ALL WORK TO BE ACCORDING TO THE DRAWING AND SPECIFICATIONS.
5. ALL WORK TO BE ACCORDING TO THE DRAWING AND SPECIFICATIONS.
6. ALL WORK TO BE ACCORDING TO THE DRAWING AND SPECIFICATIONS.
7. ALL WORK TO BE ACCORDING TO THE DRAWING AND SPECIFICATIONS.
8. ALL WORK TO BE ACCORDING TO THE DRAWING AND SPECIFICATIONS.
9. ALL WORK TO BE ACCORDING TO THE DRAWING AND SPECIFICATIONS.
10. ALL WORK TO BE ACCORDING TO THE DRAWING AND SPECIFICATIONS.
11. ALL WORK TO BE ACCORDING TO THE DRAWING AND SPECIFICATIONS.
12. ALL WORK TO BE ACCORDING TO THE DRAWING AND SPECIFICATIONS.
13. ALL WORK TO BE ACCORDING TO THE DRAWING AND SPECIFICATIONS.
14. ALL WORK TO BE ACCORDING TO THE DRAWING AND SPECIFICATIONS.
15. ALL WORK TO BE ACCORDING TO THE DRAWING AND SPECIFICATIONS.
16. ALL WORK TO BE ACCORDING TO THE DRAWING AND SPECIFICATIONS.
17. ALL WORK TO BE ACCORDING TO THE DRAWING AND SPECIFICATIONS.
18. ALL WORK TO BE ACCORDING TO THE DRAWING AND SPECIFICATIONS.
19. ALL WORK TO BE ACCORDING TO THE DRAWING AND SPECIFICATIONS.
20. ALL WORK TO BE ACCORDING TO THE DRAWING AND SPECIFICATIONS.

- LEGEND
- 1. ALL WORK TO BE ACCORDING TO THE DRAWING AND SPECIFICATIONS.
 - 2. ALL WORK TO BE ACCORDING TO THE DRAWING AND SPECIFICATIONS.
 - 3. ALL WORK TO BE ACCORDING TO THE DRAWING AND SPECIFICATIONS.
 - 4. ALL WORK TO BE ACCORDING TO THE DRAWING AND SPECIFICATIONS.
 - 5. ALL WORK TO BE ACCORDING TO THE DRAWING AND SPECIFICATIONS.
 - 6. ALL WORK TO BE ACCORDING TO THE DRAWING AND SPECIFICATIONS.
 - 7. ALL WORK TO BE ACCORDING TO THE DRAWING AND SPECIFICATIONS.
 - 8. ALL WORK TO BE ACCORDING TO THE DRAWING AND SPECIFICATIONS.
 - 9. ALL WORK TO BE ACCORDING TO THE DRAWING AND SPECIFICATIONS.
 - 10. ALL WORK TO BE ACCORDING TO THE DRAWING AND SPECIFICATIONS.
 - 11. ALL WORK TO BE ACCORDING TO THE DRAWING AND SPECIFICATIONS.
 - 12. ALL WORK TO BE ACCORDING TO THE DRAWING AND SPECIFICATIONS.
 - 13. ALL WORK TO BE ACCORDING TO THE DRAWING AND SPECIFICATIONS.
 - 14. ALL WORK TO BE ACCORDING TO THE DRAWING AND SPECIFICATIONS.
 - 15. ALL WORK TO BE ACCORDING TO THE DRAWING AND SPECIFICATIONS.
 - 16. ALL WORK TO BE ACCORDING TO THE DRAWING AND SPECIFICATIONS.
 - 17. ALL WORK TO BE ACCORDING TO THE DRAWING AND SPECIFICATIONS.
 - 18. ALL WORK TO BE ACCORDING TO THE DRAWING AND SPECIFICATIONS.
 - 19. ALL WORK TO BE ACCORDING TO THE DRAWING AND SPECIFICATIONS.
 - 20. ALL WORK TO BE ACCORDING TO THE DRAWING AND SPECIFICATIONS.

YRM STANTON WILLIAMS

ARCHITECTS & PLANNERS

60 SLOANE AVENUE
LONDON SW3

GROUND FLOOR PLAN

PROJECT: CLEARINGS 3, 60 SLOANE AVENUE, LONDON SW3

DATE: 20-SEP-1991 11:00

SCALE: 1:200

PROJECT NO: 10073A

TRIM B1

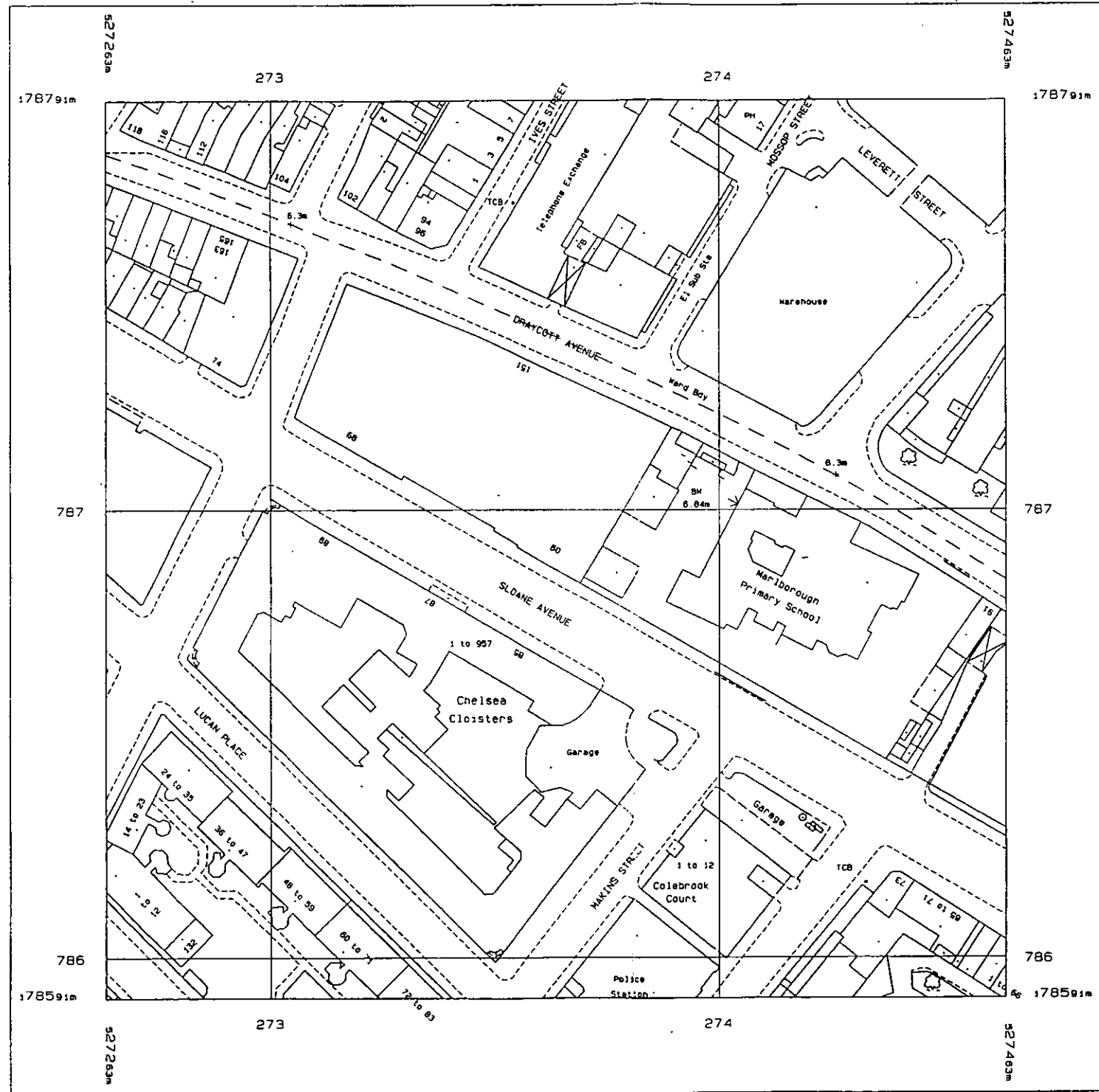
10073A LC-212

DELEGATED ARCHITECT

RECEIVED

10073A LC-212

TP/00/2916 2



BLISS SPA 60 SLOANE STREET LONDON

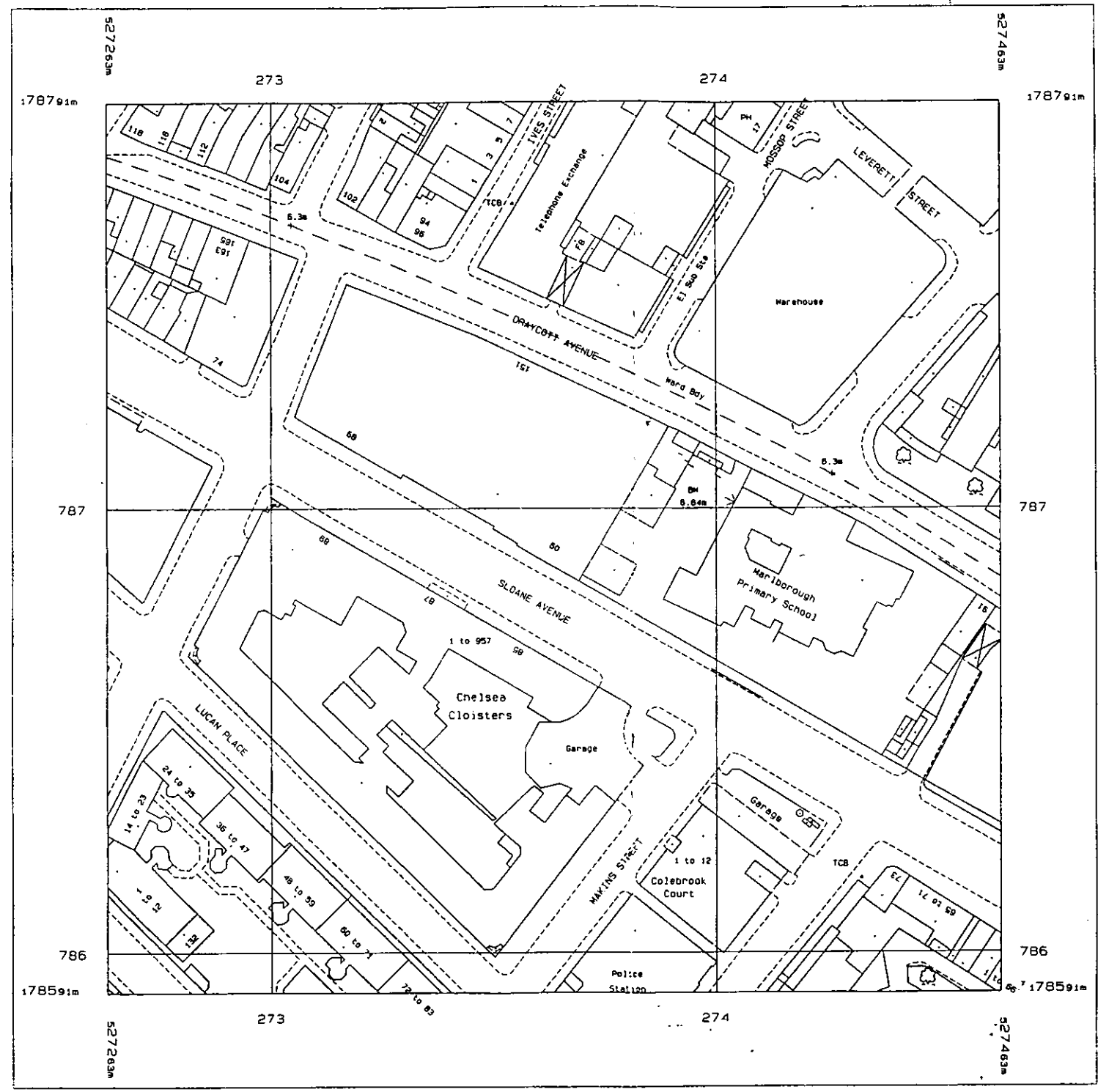
DO NOT SCALE DRAWINGS
 ALL DIMENSIONS TO BE CHECKED ON SITE
 ERRORS TO BE REPORTED IMMEDIATELY TO THE ARCHITECT
 TO BE READ IN CONJUNCTION WITH ALL RELEVANT ARCHITECTS
 SERVICES AND STRUCTURAL ENGINEERS DRAWINGS
 © DAVIDCHIPPERFIELDARCHITECTS

REV	DATE	DESCRIPTION

DAVID CHIPPERFIELDARCHITECTS

1A CORHAM MERE, AGAR GROVE, LONDON NW1 1SS TELEPHONE 0171 267 9422 FACSIMILE 0171 267 8047
 PROJECT NO: 476
 DATE: NOV 2000
 SCALE: 1:1250
 DRAWING TITLE: **SITE PLAN**
 DRAWING NO: **476-00-01**

UNLESS INDICATED THIS DRAWING IS FOR INFORMATION ONLY



BLISS SPA 60 SLOANE STREET LONDON

DO NOT SCALE DRAWINGS
 ALL DIMENSIONS TO BE CHECKED ON SITE
 ERRORS TO BE REPORTED IMMEDIATELY TO THE ARCHITECT
 TO BE READ IN CONJUNCTION WITH ALL RELEVANT ARCHITECTS
 SERVICES AND STRUCTURAL ENGINEERS DRAWINGS
 © DAVIDCHIPPERFIELDARCHITECTS

REV	DATE	DESCRIPTION

DAVID CHIPPERFIELD ARCHITECTS
1A CORNHILL, LONDON NW1 5DB TELEPHONE 0171 267 9422 FACSIMILE 0171 267 9547
 PROJECT NO: 476
 DATE: NOV 2000
 SCALE: 1:1250
 DRAWING TITLE: **SITE PLAN**
 DRAWING NO: **476-00-01**
UNLESS INDICATED THIS DRAWING IS FOR INFORMATION ONLY

