



\*OTHER\_DOCUMENT\*

PLEASE INDEX AS

FILE NUMBER

---

OTHER DOCUMENTS

PART 1

PART 11

PART 2

PART 12

PART 3

PART 13

PART 4

PART 14

PART 5

PART 15

PART 6

PART 16

PART 7

PART 17

PART 8

PART 18

PART 9


PART 19

PART 10

PART 20



**Tucker Parry Knowles Partnership**  
Transportation & Infrastructure Consultants



---


**THE REDEVELOPMENT OF WATER TOWER HOUSE  
AND THE FORMER CAMPDEN HILL RESERVOIR SITE**

**PROOF OF EVIDENCE OF P T PARRY MSc CEng MICE MCIT  
(VOLUME 2 - FIGURES, TABLES, APPENDICES)**

---



1342



**The Redevelopment of Water Tower House  
and the Former Campden Hill Reservoir Site**

**Proof of Evidence of P T Parry MSc CEng MICE MCIT**

**VOLUME 2 - FIGURES, TABLE, APPENDICES**

**Client: St James Homes/Thames Water Property**

**Prepared by:**

**Tucker Parry Knowles Partnership  
3 London Road  
Newbury  
RG14 1JL**

**Tel: 01635 31440  
Fax: 01635 37268  
DX: 30840 Newbury  
e-mail: inmail@tpk.co.uk**


**Doc Ref: PTP/SG/jr/jm/N/10145-03C  
Date: 29 June 1999**

**© TUCKER PARRY KNOWLES PARTNERSHIP COPYRIGHT 1999**

**No part of this publication may be reproduced by any means without the permission of  
the Tucker Parry Knowles Partnership**

## CONTENTS

### Figures, Tables and Appendices



#### Figures:

Figure 1	Site Location Plan
Figure 2	Existing Peak Hour Flows
Figure 3	Roads Covered by Parking Beat Survey
Figure 4	Proposed Site Access
Figure 5	Site-Generated Traffic
Figure 6	Existing Plus Site-Generated Traffic

#### Tables:

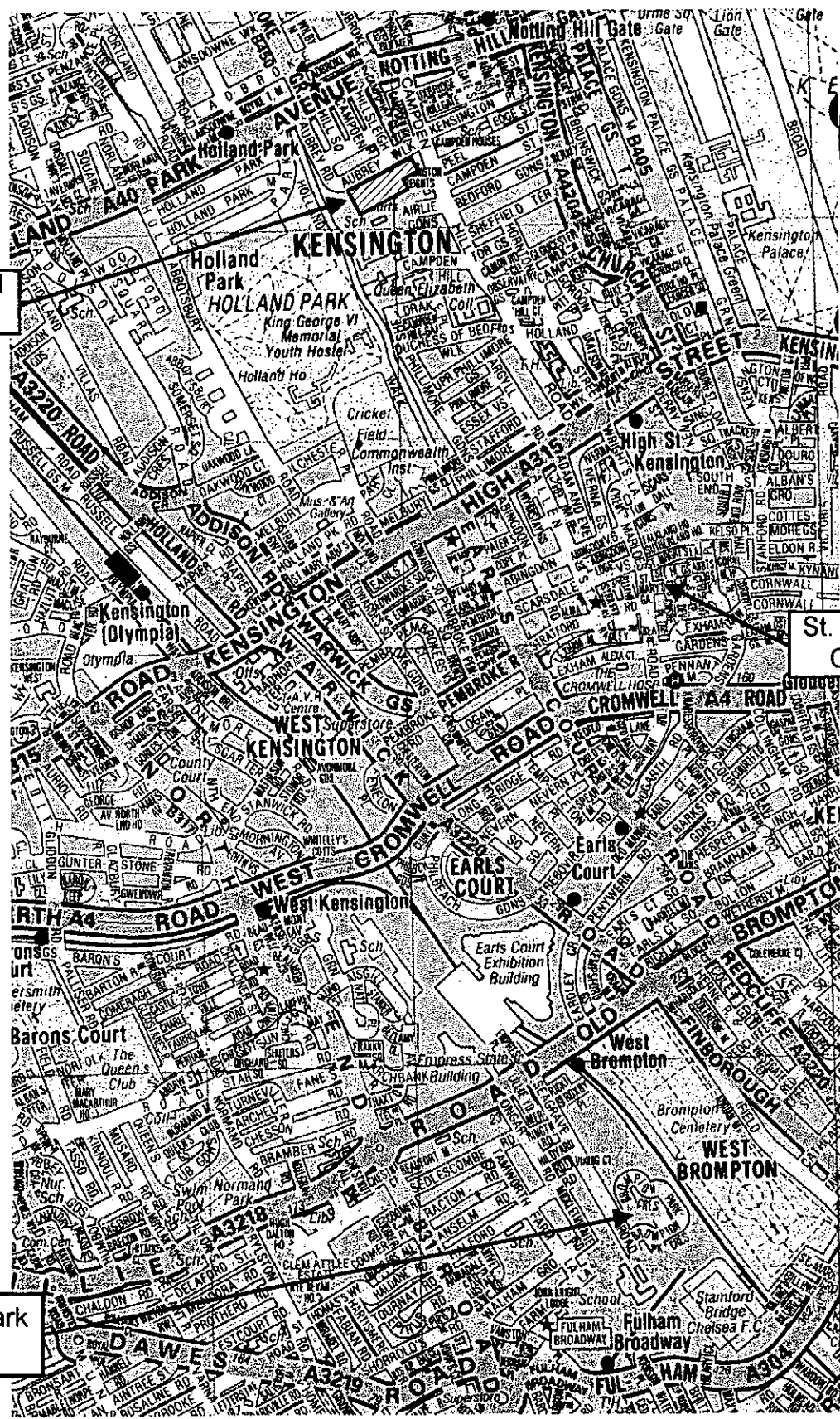
Table 1	Bus Services to Notting Hill Gate (TIA T1)
---------	--

#### Appendices:

Appendix A	Summary of LRC Survey of Tennis Club
Appendix B	Summary of Parking Beat Surveys
Appendix C	Accidents Aubrey Walk/Campden Hill Road/Kensington Place
Appendix D	ATC Data
Appendix E	Updated Junction Assessments
Appendix F	Letter from Chairman of Campden Hill Lawn Tennis Club
Appendix G	Correspondence and Meetings with RBKC
Appendix H	Public Transport Accessibility Maps
Appendix I	Cycle Routes

#### Drawings:

10145/30	Parking and Waiting Restrictions
----------	----------------------------------



Appeal Site

*[Hand-drawn scribble]*

1344

St. Marys Gate

Brompton Park Crescent

TITLE Campden Hill

Location Plan



**Tucker Parry Knowles Partnership**

Transportation & Infrastructure Consultants

3 London Road, Newbury, Berkshire RG14 1JL

Tel: 01635 31440 - Fax: 01635 37268 - Email: [inmail@tpk.co.uk](mailto:inmail@tpk.co.uk)

DRAWN BY  
AD

CHECKED BY  
*[Signature]*

TRACED BY

DATE  
June 99

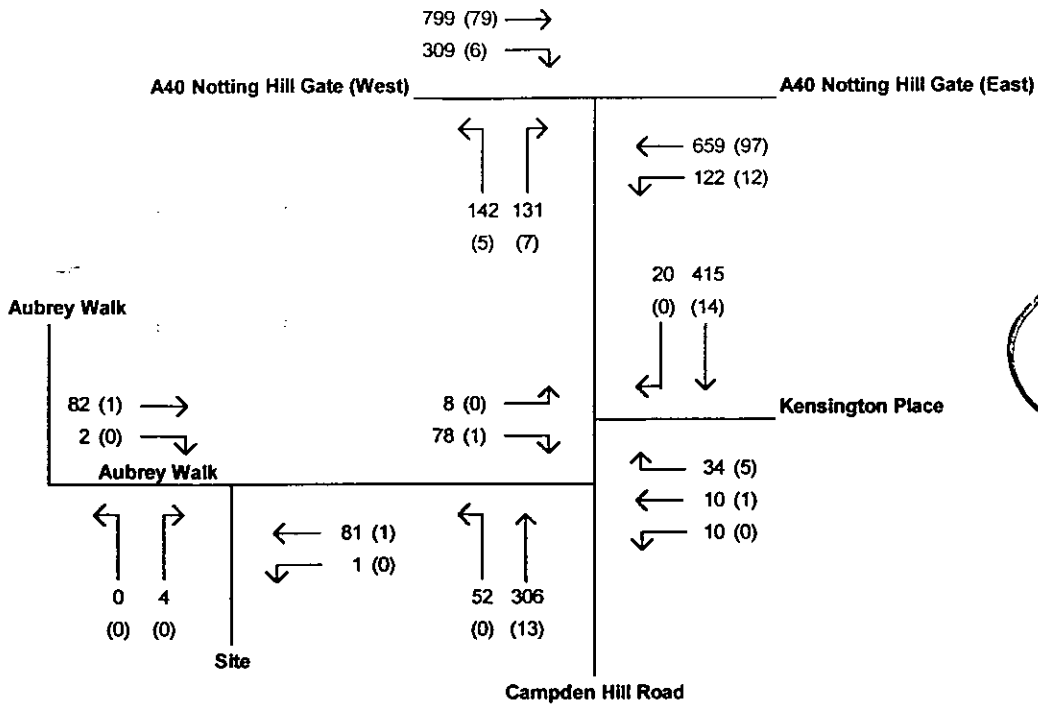
SCALE  
N.T.S

REF  
FIGURE 1

DRWG NO  
10145/33

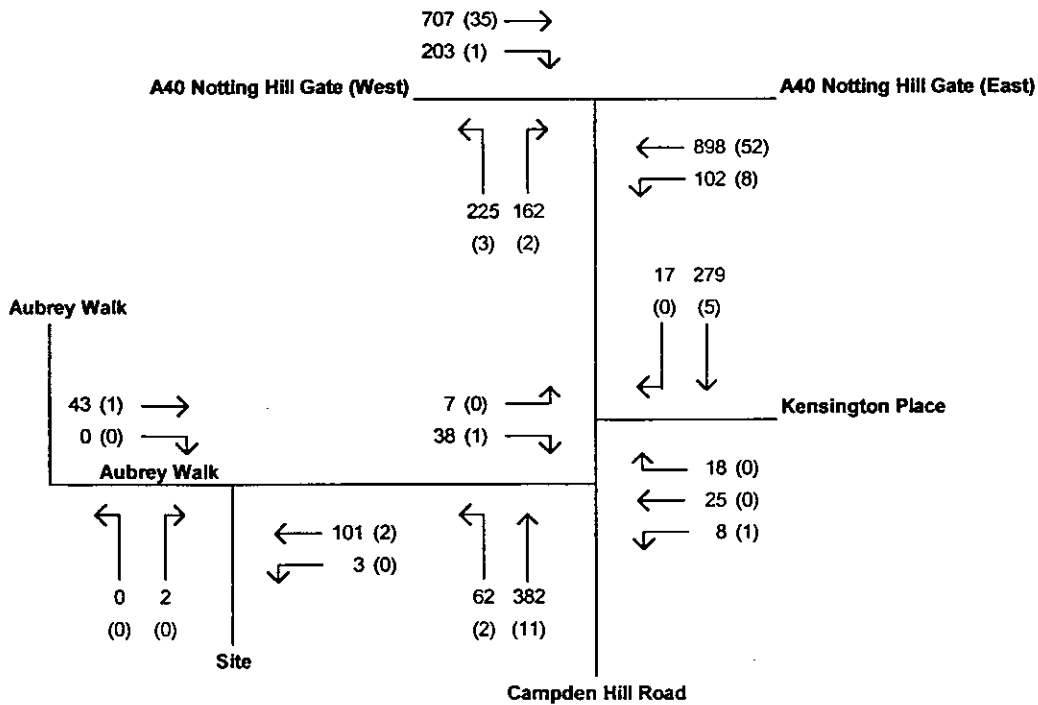
REV

**AM PEAK (0830 - 0930)**



*(Handwritten scribble)*  
*(Handwritten circled text: 1345)*

**PM PEAK (1730 - 1830)**



**Key**  
 62 All Vehicles  
 (2) HGVs


TITLE  
 Campden Hill Reservoir  
 EXISTING PEAK HOUR FLOWS



**Tucker Parry Knowles Partnership**  
 Transportation & Infrastructure Consultants  
 3 London Road, Newbury, Berkshire RG14 1 JL  
 Tel: 01635 31440 - Fax: 0163 5 37268 - Email: inmail@tpk.co.uk

DRAWN BY RH	CHECKED BY	TRACED BY RH	DATE Mar 1999	SCALE N.T.S.	REF FIGURE 2	DRWG NO 10145/13	REV A
----------------	------------	-----------------	------------------	-----------------	-----------------	---------------------	----------


1346



2  
 These are Ordnance Survey  
 maps which are the property of the Controller  
 of Her Majesty's Stationery Office.  
 CROWN COPYRIGHT RESERVED.

2  
 Reproduction in whole or in part  
 without the permission of the Controller  
 of Her Majesty's Stationery Office  
 is prohibited.

DRAWING TITLE						
Campden Hill Reservoir						
Roads Covered by Parking Beat Survey						
DRAWN BY	CHECKED BY	TRACED BY	DATE	SCALE	FILE REF	DRWG NUMBER
DJG	<i>SW</i>	DJG	June 1999	N.T.S.	\pbeat	10145/35
						REVISION
						FIGURE 3
						-



**Tucker Parry Knowles Partnership**  
 Transportation & Infrastructure Consultants  
 3 London Road, Newbury RG14 1JL  
 Tel: 01635 31440 - Fax: 01635 37268  
 Email: inmail@tpk.co.uk

1347

~~7A~~

Table 1: Bus Services to Notting Hill Gate


ROUTE NO.	FROM	TO	FREQUENCY OF SERVICE	
			0800-0900	1700-1800
94	Acton	Piccadilly Circus	5 mins	10 mins
	Piccadilly Circus	Acton	8-9 mins	10 mins
70	Acton	Sth Kensington	8-9 mins	8-9 mins
	Sth Kensington	Acton	10 mins	10 mins
27	Camden Town	Turnham Green	10 mins	10 mins
	Turnham Green	Camden Town	10 mins	10 mins
31	Camden Town	Chelsea World's End	10-12 mins	10-12 mins
	Chelsea World's End	Camden Town	10-12 mins	10-12 mins
28	Wandsworth	Golders Green	10-12 mins	10-12 mins
	Golders Green	Wandsworth	10-12 mins	10-12 mins
12	Notting Hill Gate	Dulwich Plough	7-12 mins	7-12 mins
	Dulwich Plough	Notting Hill Gate	7-12 mins	7-12 mins
52	Victoria	Willsden	6 mins	6 mins
	Willsden	Victoria	6 mins	6 mins

Table 2: Trip Generation Rates

USE	AM PEAK			PM PEAK		
	IN	OUT	TOTAL	IN	OUT	TOTAL
Industrial/depot (trips per 100m <sup>2</sup> )	0.97	0.30	1.27	0.21	0.74	0.95
Office (trips per 100m <sup>2</sup> )	1.56	0.06	1.62	0.06	1.47	1.53
Tennis Courts (trips per court)	0.24	0.12	0.36	1.76	2.06	3.82
Flats (trips per flat)	0.09	0.26	0.35	0.22	0.16	0.38
Houses (trip per house)	0.12	0.22	0.34	0.27	0.23	0.50



1348



APPENDICES

1349

~~1349~~

**APPENDIX A**

**Summary of LRC Survey of Tennis Club**

# Wednesday 12th May 1999 Results

TIME	INS		OUTS		TOTAL		ACCUMULATION	
	Cars	Members	Cars	Members	Cars	Members	Cars	Members
08:00	0	2	0	0	0	2	0	2
09:00	7	15	0	2	7	17	7	15
10:00	3	13	1	4	4	17	9	24
11:00	4	14	3	11	7	25	10	27
12:00	3	6	3	11	6	17	10	22
13:00	5	7	6	14	11	21	9	15
14:00	0	3	1	4	1	7	8	14
15:00	3	9	1	4	4	13	10	19
16:00	5	15	3	4	8	19	12	30
17:00	5	16	4	16	9	32	13	30
18:00	7	27	4	11	11	38	16	46
19:00	4	12	0	1	4	13	20	57
20:00	1	2	6	15	7	17	15	44
21:00	1	2	7	29	8	31	9	17
22:00	0	0	9	17	9	17	0	0
<b>TOTAL</b>	<b>48</b>	<b>143</b>	<b>48</b>	<b>143</b>	<b>96</b>	<b>286</b>		

~~1350~~

1350

~~1350~~

2.9.

# Saturday 8th May 1999 Results




TIME	INS		OUTS		TOTAL		ACCUMULATION	
	Cars	Members	Cars	Members	Cars	Members	Cars	Members
08:00	2	9	0	0	2	9	2	9
09:00	14	40	4	12	18	52	12	37
10:00	11	44	3	9	14	53	20	72
11:00	2	16	11	26	13	42	11	62
12:00	9	34	11	38	20	72	9	58
13:00	9	34	2	17	11	51	16	75
14:00	0	9	2	13	2	22	14	71
15:00	6	18	5	21	11	39	15	68
16:00	3	5	4	14	7	19	14	59
17:00	4	10	6	28	10	38	12	41
18:00	0	4	5	19	5	23	7	26
19:00	0	1	6	20	6	21	1	7
20:00	0	0	1	7	1	7	0	0
<b>TOTAL</b>	<b>60</b>	<b>224</b>	<b>60</b>	<b>224</b>	<b>120</b>	<b>448</b>		

London Research Centre  
**Travel Survey**

Site: Campden Hill Lawn Tennis Club  
 Survey Date: Wednesday 12 May 1999

**1352**  
**102**

**Journey Purpose Data**

Mode	Car D	Car P	Bus	Tube	Rail	Taxi Coach	P Cyc	M cyc	Walk	Totals
Journey to Work - Main Mode	1	0	0	0	0	0	1	0	2	4
Journey to Work - Final Mode	1	0	0	0	0	0	1	0	2	4
Visitors - Main Mode	48	27	1	15	0	8	8	3	26	136
Visitors - Final Mode	47	24	0	7	0	8	8	3	39	136
Visitors - Return Mode	47	28	0	5	0	9	7	3	37	136
Other	0	0	0	0	0	0	0	0	3	3

**Parking**

	Main	Final
Aubrey Road	1	1
Aubrey Walk	24	24
Campden Hill	4	4
Campden Hill road	7	7
Campden Hill square	10	9
Hillsleigh Road	3	3
Other	0	0

**Journey Origin and Destination**

Origin	Home	Work	Leisure	Shopping	Other
Home	66	5	4	7	12
Work	19	3	0	0	0
Leisure	0	0	1	0	0
Shopping	0	0	0	0	0
Other	16	0	0	0	3

# London Research Centre Travel Surveys

Site: Campden Hill Lawn Tennis Club

Survey Date: Wednesday 12 May 1999

Distribution

1353



Time	Cars		Occs		Taxis		Motor Cycle		Pedal Cycle		Walk	
	In	Out	In	Out	In	Out	In	Out	In	Out	In	Out
0800-0830 hrs	0	0	0	0	0	0	0	0	0	0	2	0
0830-0900 hrs	0	0	0	0	0	0	0	0	0	0	0	0
0900-0930 hrs	3	0	3	0	0	0	0	0	0	0	5	0
0930-1000 hrs	4	0	4	0	0	0	0	0	1	0	2	2
1000-1030 hrs	0	0	0	0	0	0	0	0	1	0	6	0
1030-1100 hrs	3	1	4	1	0	0	0	0	1	0	1	3
1100-1130 hrs	2	3	2	3	0	0	0	0	0	0	8	5
1130-1200 hrs	2	0	2	0	0	0	0	0	0	0	2	3
1200-1230 hrs	1	2	1	2	0	0	0	0	0	0	2	2
1230-1300 hrs	2	1	3	1	0	0	0	0	0	0	0	6
1300-1330 hrs	4	2	4	2	0	0	0	0	0	2	0	3
1330-1400 hrs	1	4	1	4	0	0	0	0	0	0	2	3
1400-1430 hrs	0	1	0	3	0	0	0	0	0	0	1	1
1430-1500 hrs	0	0	0	0	0	0	0	0	1	0	1	0
1500-1530 hrs	2	0	2	0	0	0	0	0	0	0	0	0
1530-1600 hrs	1	1	3	1	3	0	0	0	0	0	1	3
1600-1630 hrs	4	2	7	3	0	0	0	0	1	0	3	0
1630-1700 hrs	1	1	2	1	1	0	1	0	0	0	0	0
1700-1730 hrs	2	3	5	6	0	3	0	0	1	1	0	2
1730-1800 hrs	3	1	6	2	2	1	0	0	2	1	0	0
1800-1830 hrs	3	4	8	11	0	0	1	0	0	0	3	0
1830-1900 hrs	4	0	6	0	0	0	1	0	1	0	7	0
1900-1930 hrs	2	0	2	0	2	0	0	0	0	1	3	0
1930-2000 hrs	2	0	5	0	0	0	0	0	0	0	0	0
2000-2030 hrs	0	2	0	2	0	0	0	0	0	0	0	1
2030-2100 hrs	1	4	1	8	0	0	0	0	0	1	1	2
2100-2130 hrs	0	4	0	6	0	2	0	0	0	2	1	4
2130-2200 hrs	1	3	1	7	0	2	0	0	0	0	0	5
2200-2230 hrs	0	0	0	11	0	1	0	0	0	0	0	2
<b>TOTAL</b>	<b>48</b>	<b>48</b>	<b>72</b>	<b>76</b>	<b>8</b>	<b>9</b>	<b>3</b>	<b>9</b>	<b>8</b>	<b>31</b>	<b>47</b>	

London Research Centre  
Travel Survey

1354

~~1354~~

Site: Campden Hill Lawn Tennis Club  
Survey Date: Saturday 8 May 1999

Journey Purpose Data

Mode	Car D	Car P	Bus	Tube	Rail	Taxi Coach	P Cyc	M Cyc	Walk	Totals
Journey to Work - Main Mode	1	0	0	0	0	0	1	0	2	4
Journey to Work - Final Mode	1	0	0	0	0	0	1	0	2	4
Visitors - Main Mode	61	59	5	3	0	7	14	8	63	220
Visitors - Final Mode	59	56	3	0	0	7	14	8	73	220
Visitors - Return Mode	59	54	7	0	0	3	14	8	75	220
Other	0	0	0	0	0	0	0	0	0	0

Parking

	Main	Final
Aubrey road	3	3
Aubrey walk	32	32
Campden hill	5	3
Campden hill road	3	3
Campden hill square	17	17
Hillsleigh road	2	2
Other	0	0

Journey Origin and Destination

Origin	Destination				
	Home	Work	Leisure	Shopping	Other
Home	156	5	20	12	10
Work	3	0	0	0	0
Leisure	3	0	0	0	0
Shopping	3	0	0	0	0
Other	3	0	0	0	5

1355

10

London Research Centre Trip Generation Surveys  
**Travel Survey**

Site: Campden Hill Lawn Tennis Club  
 Survey Date: Saturday 8 May 1999

**Distribution**

Time	Cars		Occs		Taxis		Motor Cycle		Pedal Cycle		Walk	
	In	Out	In	Out	In	Out	In	Out	In	Out	In	Out
0800-0830 hrs	2	0	6	0	0	0	0	0	0	0	0	0
0830-0900 hrs	0	0	0	0	1	0	0	0	0	0	2	0
0900-0930 hrs	6	2	12	7	0	0	0	0	1	0	6	0
0930-1000 hrs	8	2	15	4	0	0	0	0	1	1	5	0
1000-1030 hrs	6	0	13	0	1	0	0	0	3	0	9	2
1030-1100 hrs	5	3	11	5	0	0	1	0	0	0	6	2
1100-1130 hrs	1	9	3	17	0	1	0	0	2	0	5	1
1130-1200 hrs	1	2	2	5	1	0	1	0	0	0	2	2
1200-1230 hrs	3	7	7	12	1	0	0	0	1	1	7	7
1230-1300 hrs	6	4	12	10	0	0	1	0	1	2	4	6
1300-1330 hrs	6	0	12	0	1	1	1	0	0	1	3	3
1330-1400 hrs	3	2	4	7	0	0	0	1	2	0	11	4
1400-1430 hrs	0	2	0	8	0	0	0	0	1	0	4	3
1430-1500 hrs	0	0	0	0	1	0	1	1	2	0	0	1
1500-1530 hrs	2	3	3	4	0	0	0	0	0	0	6	3
1530-1600 hrs	4	2	4	3	0	0	1	0	1	0	3	11
1600-1630 hrs	2	2	3	3	1	0	0	1	0	0	0	2
1630-1700 hrs	1	2	1	2	0	0	0	0	0	2	0	4
1700-1730 hrs	1	4	2	6	0	0	0	0	0	2	1	11
1730-1800 hrs	3	2	6	3	0	1	0	0	0	2	1	3
1800-1830 hrs	0	2	0	3	0	0	0	1	0	3	1	6
1830-1900 hrs	0	3	0	4	0	0	2	0	0	0	1	2
1900-1930 hrs	0	4	0	6	0	0	0	0	0	1	0	5
1930-2000 hrs	0	2	0	3	0	0	0	1	0	0	1	4
2000-2030 hrs	0	1	0	2	0	0	0	0	0	0	0	2
Totals	60	60	116	114	7	1	8	8	15	15	78	84



Research Centre Travel Survey

Campden Hill Lawn Tennis Club

Questionnaire

(are confidential)

~~10~~ 1356

12 May 1999

The London Research Centre is undertaking a travel survey on behalf of the Royal Borough of Kensington and Chelsea, the results of which will aid the planning of transport in the Greater London area. Would you please help by answering a few short questions.

1 What time did you arrive at the tennis club?

12.00

2 What time will you leave (approximately)?

14.30

3 Where have you travelled from to reach here?

- Home  1
- Work  2
- Leisure  3
- Shopping  4
- Other  5

4 Where will you travel to after you leave?

- Home  1
- Work  2
- Leisure  3
- Shopping  4
- Other  5

5 What is the post code of the place you have travelled from?

W10

6 What is the post code of the place you are travelling to?

W11

7 What was the main means of travel you used to get here? i.e. the means used for the greatest amount of time.

- Car or Van - Driver  1
- Car or Van - Passenger  2
- Bus  3
- Underground  4
- British Rail  5
- Taxi or minicab  6
- Motor Cycle  7
- Pedal Cycle  8
- Walk  9
- Other (Please explain)  10

8 What was the last form of travel you used just before you arrived here?

- Car or Van - Driver
- Car or Van - Passenger
- Bus
- Underground
- British Rail
- Taxi or minicab
- Motor Cycle
- Pedal Cycle
- Walk
- Other (Please explain)

9 If you walked the last part of your journey, how long did it take?

- 5 Minutes or less
- 6 minutes or more

10 Will you use a different form of travel from question 8 for the first part of your return journey. If so, which?

No

11 If you arrived by car, where did you park your vehicle? (please give the name of the street)

AUBREY WALK

12 How many people are in your group using the same form of travel as you?

1

THANK YOU FOR YOUR HELP

Saturday

1357

~~1357~~

#	timein	timeou	fromto	pcfrom	pcto	main	request	final	walk	return	park	group
1	800	915	11	w11	w11	1	1	1	5	1	aubrey walk	R 1
5	902	935	55	w2	w2	1	1	1	5	1	aubrey walk	1
9	915	1045	11	w2	w2	1	1	1	5	1	campden hill road	1
20	945	1050	11	w11	w11	1	1	1	5	1	aubrey walk	R 1
18	930	1100	11	sw10	sw10	1	1	1	5	1	campden hill square	R 1
24	955	1100	14	w11	w8	1	1	1	5	1	aubrey walk	R 1
26	955	1100	11	w2	w2	1	1	1	5	1	campden hill square	1
38	1055	1105	13	w11	w4	1	1	1	5	1	aubrey walk	R 1
25	955	1115	11	w8	w8	1	1	1	5	1	campden hill square	R 1
12	927	1200	11	w1	w1	1	1	1	5	1		1
14	930	1200	11	w11	w11	1	1	1	5	1	campden hill road	R 1
21	948	1200	14	ec1	w8	1	1	1	5	1	aubrey walk	1
44	1157	1200	11	w14	w14	1	1	1	5	1	aubrey walk	1
45	1200	1202	15	sw10	sw10	1	1	1	5	1		R 1
22	948	1230	11	w8	w9	1	1	1	5	1		1
34	1045	1230	13	sw7	w1	1	1	1	5	1	aubrey road	R 1
68	1325	1330	13	w6	w11	1	1	1	5	1	aubrey walk	1
8	915	1400	11	w11	w11	1	1	1	5	1	hillsleigh road	R 1
51	1250	1500	11	w4	w4	1	1	1	5	1	aubrey walk	1
52	1250	1515	31	w4	w10	1	1	1	5	1	campden hill square	R 1
59	1330	1530	11	sw1	sw1	1	1	1	5	1	aubrey walk	1
79	1605	1615	11	w3	w3	1	1	1	5	1	campden hill	1
74	1540	1650	14	w11	w11	1	1	1	5	1	campden hill square	R 1
28	1000	1700	15	w1	bs8	1	1	1	5	1	aubrey walk	1
55	1310	1700	13	w10	w10	1	1	1	5	1	campden hill square	R 1
78	1601	1705	11	w11	w11	1	1	1	5	1	campden hill square	R 1
58	1320	1730	41	w1	w3	1	1	1	5	1	aubrey walk	1
81	1630	1815	11	w2	w2	1	1	1	5	1	campden hill	1
88	1730	1845	11	w11	w11	1	1	1	5	1		R 1
86	1735	1900	11	w11	w11	1	1	1	5	1	aubrey walk	R 1
84	1700	1930	11	w8	w8	1	1	1	5	1	aubrey road	R 1
85	1740	1930	11	w8	w8	1	1	1	5	1		R 1
7	907	?	51	w6	w11	1	1	1	5	1	aubrey walk	R 1
63	1342	?	11	w4	w4	1	1	1	5	1	aubrey walk	1
1	800	915	11	w11	w11	2	2	2	5	2	aubrey walk	R 1
1	800	915	11	w11	w11	2	2	2	5	2	aubrey walk	R 1
1	800	915	11	w11	w11	2	2	2	5	2	aubrey walk	R 1
5	902	935	55	w2	w2	2	2	2	5	2	aubrey walk	1
20	945	1050	11	w11	w11	2	2	2	5	2	aubrey walk	R 1
26	955	1100	11	w2	w2	2	2	2	5	2	campden hill square	1
26	955	1100	11	w2	w2	2	2	2	5	2	campden hill square	1
26	955	1100	11	w2	w2	2	2	2	5	2	campden hill square	1
25	955	1115	11	w8	w8	2	2	2	5	2	campden hill square	R 1
12	927	1200	11	w1	w1	2	2	2	5	2		1
12	927	1200	11	w1	w1	2	2	2	5	2		1
12	927	1200	11	w1	w1	2	2	2	5	2		1
44	1157	1200	11	w14	w14	2	2	2	5	2	aubrey walk	1
22	948	1230	11	w8	w9	2	2	2	5	2		1
22	948	1230	11	w8	w9	2	2	2	5	2		1
40	1110	1230	51	sw18	w11	2	2	2	5	10		1
58	1325	1330	13	w6	w11	2	2	2	5	2	aubrey walk	1
58	1325	1330	13	w6	w11	2	2	2	5	2	aubrey walk	1
45	1200	1345	15	sw10	sw10	2	2	2	5	3		1

1358

~~1358~~

						vquest				
35	1045	1400	11(w14)	w14	2	2	5	2		1
35	1045	1400	11(w14)	w14	2	2	5	2		1
35	1045	1400	11(w14)	w14	2	2	5	2		1
35	1045	1400	11(w14)	w14	2	2	5	2		1
79	1605	1615	11(w3)	w3	2	2	5	2	campden hill	1
55	1310	1700	13(w10)	w10	2	2	5	2	campden hill square	1
55	1310	1700	13(w10)	w10	2	2	5	2	campden hill square	1
56	1320	1730	41(w1)	w3	2	2	5	2	aubrey walk	1
82	1630	1815	11(w2)	w2	2	2	5	2		1
88	1730	1845	11(w11)	w11	2	2	5	10		1
86	1735	1900	11(w11)	w11	2	2	5	2	aubrey walk	1
86	1735	1900	11(w11)	w11	2	2	5	2	aubrey walk	1
84	1700	1930	11(w8)	w8	2	2	5	2	aubrey road	1
85	1740	1930	11(w8)	w8	2	2	5	2		1
62	1340	1700	11(w2)	w2	3	3	5	3		1
66	1410	1700	55(w14)	w14	3	3	5	3		1
2	830	1100	11(w2)	w2	6	6	5	10		1
31	1015	?	11(sw10)	sw10	6	6	5	2		1
48	1220	1515	12(w2)	sw1	6	6	5	10		1
69	1432	1730	31(nw1)	tw1	6	6	5	6		1
43	1145	1345	11(w1)	w1	7	7	5	7		1
53	1310	1800	13(sw15)	w8	7	7	5	7		1
68	1430	1445	11(w3)	w3	7	7	5	7		1
89	1840	1945	11(sw7)	sw7	7	7	5	7		1
90	1830	2000	21(sw3)	w2	7	7	5	7		1
16	930	935	12(w11)	wc1	8	8	5	8		1
29	1000	1200	11(w8)	w8	8	8	5	8		1
30	1005	1230	11(w11)	w11	8	8	5	8		1
38	1100	1230	11(w11)	w11	8	8	5	8		1
41	1120	1700?	11(w11)	w11	8	8	5	8		1
47	1217	1800	11(w8)	w8	8	8	5	8		1
65	1400	1700	11(sw6)	sw6	8	8	5	8		1
70	1230	1800	11(w14)	w14	8	8	5	8		1
3	857	1005	11(w8)	w9	10	10	5	10		1
17	930	1045	13(w2)	w11	10	10	5	10		1
6	905	1100	11(w11)	w11	10	10	6	10		1
10	925	1200	14(w8)	w8	10	10	6	10		1
19	940	1200	13(sw1)	sw1	4	10	6	3		1
23	950	1200	11(w8)	w8	10	10	5	10		1
33	1035	1200	14(w8)	w8	10	10	6	10		2
27	1000	1200	11(w11)	w11	10	10	6	10		4
15	930	1230	11(w11)	w11	10	10	6	10		1
32	1030	1230	14(w8)	w8	10	10	6	10		1
37	1100	1230	11(w8)	w8	10	10	6	10		1
54	1310	1400	11(w11)	w11	10	10	5	2		1
64	1350	1400	11(w8)	w8	10	10	5	10		2
49	1222	1430	11(w2)	w2	10	10	6	10		1
46	1200	1515	11(w8)	w8	10	10	6	10		1
39	1100	1530	12(w11)	wc2	10	10	6	10		1
61	1338	1530	15(e3)	tw6	4	10	6	10		1
71	1520	1530	11(sw1)	sw1	2	10	6	10	campden hill square	1
72	1520	1530	11(sw1)	sw1	2	10	6	10		1
13	930	1530	11(w2)	w2	10	10	6	10		2
50	1250	1600	11(w2)	w2	10	10	6	10		1

1359 ~~1359~~

						vquest				
67	1415	1630	13 (w11)	w11	10	10	6	10		1
76	1518	1650	11 (w8)	w8	10	10	5	10		3
77	1552	1700	11 (w11)	w11	10	10	6	10		1
75	1550	1750	11 (sw1)	sw1	3	10	6	10		1
80	1608	1800	11 (w8)	w8	10	10	6	10		1
42	1145	1830	11 (w8)	w8	10	10	6	10		1
80	1335	1900	11 (w2)	w2	10	10	6	10		1
83	1710	1910	11 (w8)	w8	10	10	6	10		1
91	1930	2005	21 w11	(w11)	10	10	6	10		1
87	1750	2100	15 (sw2)	w1	1	10	6	10	campden hill	1
11	925	?	11 (w11)	w11	10	10	6	10		1
57	1325	?	15 (sw5)	?	10	10	6	6		1
4	857	?	11 (w11)	w11	10	10	6	10		2
										130

3

FAC GILLIAN PALMER

*(Handwritten circled scribble)*

*(Handwritten circled number 1360)*

#	timein	timeout	from	to	pcfrom	pcto	main	final	request	walk	leave	park	group
12	930	1040	18	w11	w8		1	1	5	1		campden hill square	R 1
15	915	1100	11	w8	w8		1	1	5	1		aubrey walk	R 1
8	1055	1200	14	w11	w8		1	1	5	1		aubrey walk	R 1
10	945	1300	15	w10	sw3		1	1	5	1		aubrey road	R 1
5	1225	1415	13	w4	w14		1	1	5	1		campden hill gardens	1
18	1040	1430	11	sw10	sw10		1	1	5	1		campden hill square	R 1
20	1110	1430	11 or 22	w11	w11		1	1	5	1		campden hill road	R 1
24	1145	1430	14	w8	w11		1	1	5	1		campden hill square	R 1
1	1200	1430	14	w10	w11		1	1	5	1		aubrey walk	R 1
4	1315	1500	21	w8	w8		1	1	5	1		aubrey walk	R 1
3	1325	1530	11	w11	w11		1	1	5	1		campden hill gardens	R 1
30	1515	1630	11	w8	w8		1	1	5	1		campden hill road	R 1
38	1700	1710	15	sw3	heston		1	1	5	1		aubrey walk	R 1
41	1710	1715	15	sw7	heston		1	1	5	1		campden hill road	R 1
34	1640	1730	51	w8	w11		1	1	5	1		hillsleigh road	R 1
47a-b	1750	1755	11	w11	w11		1	1	5	1		aubrey walk	R 1
35	1630	1800	51	sw7	w11		1	1	5	1		campden hill road	R 1
35	1630	1800	51	sw8	w12		1	1	5	1		campden hill road	R 1
48	1755	1800	11	w2	w2		1	1	5	1		aubrey walk	1
43	1730	1810	51	w8	w8		1	1	5	1		aubrey walk	R 3
51	1807	1810	11	w11	w11		1	1	5	1		aubrey walk	R 1
55	1833	1930	11	w8	w8		1	1	5	1		aubrey walk	R 1
62	1855	2015	13	sw10	w8		1	1	5	1		aubrey walk	R 2
64	1859	2015	11	w6	w6		1	1	5	1		aubrey walk	1
49a-d	1758	2030	11	w8	w8		1	1	5	1		hillsleigh road	R 1
60	1850	2030	11	w11	w11		1	1	5	1		campden hill square	1
71	1940	2030	21	w1	w14		1	1	5	1		aubrey walk	1
69	1935	2040	11	w3	w3		1	1	5	1		campden hill square	1
44	1737	2100	21	sw7	w5		1	1	5	1		aubrey walk	1
72	1958	2145	11	w11	w11		1	1	5	1		campden hill square	R 2
42	1720	2200	51	en6	w11		1	1	5	1		campden hill gardens	R 1
68a-b	1830	2200	11	w13	w8		1	1	5	1		campden hill square	1
74	2040	2200	11	sw11	sw11		1	1	5	1		campden hill square	1
76	2133	2200	11	w4	w4		1	1	5	1		aubrey walk	1
32	1603?		11	w8	w8		1	1	5	1		aubrey walk	R 1
35	1630	1800	51	sw8	w12		2	2	5	2		campden hill road	5
35	1630	1800	51	sw9	w13		2	2	5	2		campden hill road	1
35	1630	1800	51	sw10	w14		2	2	5	2		campden hill road	1
38	1700	1710	15	sw4	heston		2	2	5	2		aubrey walk	1
38	1700	1710	15	sw5	heston		2	2	5	2		aubrey walk	1
41	1710	1715	15	sw8	heston		2	2	5	2		campden hill road	1
47a-b	1750	1755	11	w11	w11		2	2	5	2		aubrey walk	1
48	1755	1800	11	w2	w2		2	2	5	2		aubrey walk	1
49a-d	1758	2030	11	w8	w8		2	2	5	2		aubrey walk	1
49a-d	1758	2030	11	w8	w8		2	2	5	2		aubrey walk	1
49a-d	1758	2030	11	w8	w8		2	2	5	2		aubrey walk	1
51	1807	1810	11	w11	w11		2	2	5	2		aubrey walk	1
51	1807	1810	11	w11	w11		2	2	5	2		aubrey walk	1
51	1807	1810	11	w11	w11		2	2	5	2		aubrey walk	1
51	1807	1810	11	w11	w11		2	2	5	2		aubrey walk	1
68a-b	1930	2200	11	w14	w8		2	2	5	2		campden hill square	1
71	1940	2030	21	w1	w14		2	2	5	2		campden hill square	1
72	1958	2145	11	w11	w11		2	2	5	2		campden hill square	1
26	1010	1315	11	sw10	sw10		4	4	5	4		campden hill square	1
9	1024	1145	12	w11	w1		4	4	5	4			1

WEDNESDAY

~~20~~

361

39	1705	1710	15/sw3	heston	4	4	5	2			1
70	1935	2200	55/sw7	sw7	4	4	5	4			2
36	1532	1700	51/w11	w11	6	6	5	6			2
37	1653	1730	51/w1	w1	6	6	5	6			3
67a-b	1926	2130	21/ec1	sw7	6	6	5	6			1
53	1827	2200	21/ec2	w11	7	7	5	6			2
57	1835	2030	21/w14	sw15	7	7	5	7			1
27	1000	1300	14/w8	w8	8	8	5	7			1
7	1045	1300	11/w10	w10	8	8	5	8			1
33	1610	1730	11or22/w2	w2	8	8	5	8			1
40	1705	1710	15/w11	heston	8	8	5	8			1
45	1745	2100	21/w10	w8	8	8	5	2			1
58	1840	2030	11/w11	w11	8	8	5	8			1
16	800	1000	12/w8	sw10	10	10	6	8			1
17	800	1000	12/w8	sw10	10	10	6	10			1
14	915	1100	11/w8	w8	10	10	6	10			1
13	930	1040	11/w8	w8	2	10	5	10			1
28	1000	1315	11/w11	w11	10	10	6	10			1
11	1010	1230	11/sw10	sw10	4	10	5	10			1
25	1015	1330	11/w2	w2	10	10	6	10			1
19	1055	1200	11/w8	w8	10	10	6	10			1
22	1100	1245	11/w11	w11	10	10	6	10			1
23	1100	1145	11/w8	w8	2	10	5	10			1
21	1110	1230	11/w8	w8	10	10	6	10			1
2	1145	1430	14/w4	w1	3	10	5	10			1
6	1200	1500	12/w11	w11	1	10	6	10			1
29	1400	1640	11/w11	w11	10	10	6	10	campden hill square	R	1
31	1600	1710	11/sw7	sw7	10	10	6	10			1
46	1745	2200	21/ec1	sw10	4	10	6	10			1
50a-b	1800	2030	11/w8	w8	10	10	6	6			1
52	1825	2200	21/ec2	w14	4	10	6	10			2
54	1830	2130	11/w11	w11	10	10	6	10			1
56	1835	2130	21/ec2	w8	4	10	6	10			1
59	1846	2030	13/w8	w8	10	10	6	10			1
61	1852	2000	33/w11	w14	10	10	5	10			1
63	1857	2100	11/w2	w2	10	10	6	10			1
77	1857	2100	11/w11	w11	10	10	5	10			1
65	1920	2200	11/w14	w14	10	10	6	10			1
66	1925	2130	21/wc1	w8	4	10	6	10			1
73	2032	2230	21/ec2	w12	4	10	6	10			1
75	2110	2240	11/w11	w11	10	10	6	2			1

109

1362



**APPENDIX B**

**Summary of Parking Beat Surveys**

1363

23

	Yellow Lines	Residents Bays	Meter Bays	No of Bays excluding Yellow Lines	No of Bays including Yellow Lines
Camden Hill	11	30	10	40	51
Airlie Gardens	8	15	2	17	25
Aubrey Walk	7	14	3	17	24
Aubrey Road	14	6	2	8	22
Campden Hill Square	20	89	7	96	116
Hillsleigh Road	14	14	0	14	28
Campden Hill Gardens	11	45	6	51	62
Campden Hill Road	63	43	6	49	112
<b>TOTALS</b>	<b>148</b>	<b>256</b>	<b>36</b>	<b>292</b>	<b>440</b>



Parking Beat Survey for Wednesday 9th June 1999

1364

2

Time	Resident Bays					Total No. of Residents Bays plus Parking Meters					Total No. of Parking Spaces Including Yellow Lines				
	Total Bays	Cars with Permits	Cars without Permits	Parked	Empty Spaces	Total Bays	Cars with Permits	Cars without Permits	Parked	Empty Spaces	Total Bays	Cars with Permits	Cars without Permits	Parked	Empty Spaces
08:00	256	218 (85%)	4 (2%)	222 (87%)	34 (13%)	292	225 (77%)	10 (3%)	236 (80%)	67 (23%)	440	228 (52%)	18 (4%)	246 (56%)	194 (44%)
09:00	256	204 (80%)	4 (2%)	208 (81%)	48 (19%)	292	211 (72%)	14 (5%)	225 (77%)	67 (23%)	440	215 (49%)	20 (5%)	235 (53%)	205 (47%)
10:00	256	220 (86%)	5 (2%)	225 (88%)	31 (12%)	292	223 (76%)	29 (10%)	252 (86%)	40 (14%)	440	225 (51%)	41 (9%)	266 (60%)	174 (40%)
11:00	256	217 (85%)	6 (2%)	223 (87%)	33 (13%)	292	218 (75%)	31 (11%)	248 (85%)	43 (15%)	440	219 (50%)	43 (10%)	262 (60%)	178 (40%)
12:00	256	223 (87%)	4 (2%)	227 (89%)	29 (11%)	292	223 (76%)	35 (12%)	258 (88%)	34 (12%)	440	223 (51%)	47 (11%)	270 (61%)	170 (39%)
13:00	256	218 (85%)	6 (2%)	224 (88%)	32 (13%)	292	221 (76%)	30 (10%)	251 (86%)	41 (14%)	440	222 (50%)	39 (9%)	261 (69%)	179 (41%)
14:00	256	219 (86%)	2 (1%)	221 (86%)	35 (14%)	292	224 (77%)	28 (10%)	252 (86%)	40 (14%)	440	228 (51%)	37 (8%)	263 (60%)	177 (40%)
15:00	256	216 (84%)	0 (0%)	216 (84%)	40 (16%)	292	218 (75%)	23 (8%)	241 (83%)	51 (17%)	440	220 (50%)	30 (7%)	250 (57%)	190 (43%)
16:00	256	213 (83%)	0 (0%)	213 (83%)	43 (17%)	292	214 (73%)	18 (6%)	232 (79%)	60 (21%)	440	215 (49%)	23 (5%)	238 (54%)	201 (46%)
17:00	256	213 (83%)	5 (2%)	218 (85%)	38 (15%)	292	215 (74%)	21 (7%)	236 (81%)	56 (19%)	440	215 (49%)	24 (5%)	238 (54%)	201 (46%)
18:00	256	223 (87%)	2 (1%)	225 (88%)	31 (12%)	292	230 (79%)	20 (7%)	250 (86%)	42 (14%)	440	231 (53%)	24 (5%)	255 (58%)	185 (42%)
19:00	256	230 (90%)	2 (1%)	232 (91%)	24 (9%)	292	238 (82%)	21 (7%)	259 (89%)	33 (11%)	440	252 (57%)	33 (8%)	285 (65%)	155 (35%)
20:00	256	230 (90%)	8 (3%)	238 (93%)	18 (7%)	292	233 (80%)	32 (11%)	265 (91%)	27 (9%)	440	262 (60%)	58 (13%)	320 (73%)	120 (27%)
21:00	256	227 (89%)	12 (5%)	239 (93%)	17 (7%)	292	228 (78%)	39 (13%)	268 (92%)	24 (8%)	440	259 (59%)	75 (17%)	334 (76%)	106 (24%)
22:00	256	220 (86%)	7 (3%)	227 (89%)	29 (11%)	292	222 (76%)	23 (8%)	245 (84%)	47 (16%)	440	254 (58%)	68 (15%)	322 (73%)	118 (27%)
23:00	256	223 (87%)	4 (2%)	227 (89%)	29 (11%)	292	225 (77%)	24 (8%)	249 (85%)	43 (15%)	440	255 (58%)	45 (10%)	300 (68%)	140 (32%)

Results not applicable due to restricted waiting hours.  
Weather Dry & sunny

Parking Beat Survey for Wednesday 9th June 1999 for Aubrey Walk

1365



Time	Resident Bays						Total No. of Residents Bays plus Parking Meters						Total No. of Parking Spaces Including Yellow Lines							
	Total Bays	Cars with Permits	Cars without Permits	Parked	Empty Spaces	Total Bays	Cars with Permits	Cars without Permits	Parked	Empty Spaces	Total Bays	Cars with Permits	Cars without Permits	Parked	Empty Spaces	Total Bays	Cars with Permits	Cars without Permits	Parked	Empty Spaces
08:00	14	13 (93%)	0 (0%)	13 (93%)	1 (7%)	17	13 (76%)	0 (0%)	13 (76%)	4 (24%)	24	13 (54%)	0 (0%)	13 (54%)	11 (46%)	24	13 (54%)	0 (0%)	13 (54%)	11 (46%)
09:00	14	10 (71%)	0 (0%)	10 (71%)	4 (29%)	17	11 (65%)	0 (0%)	11 (65%)	6 (35%)	24	11 (46%)	2 (8%)	13 (54%)	11 (46%)	24	11 (46%)	2 (8%)	13 (54%)	11 (46%)
10:00	14	12 (86%)	0 (0%)	12 (86%)	2 (14%)	17	12 (71%)	3 (18%)	15 (88%)	2 (12%)	24	12 (50%)	3 (13%)	15 (63%)	9 (38%)	24	12 (50%)	3 (13%)	15 (63%)	9 (38%)
11:00	14	12 (86%)	1 (7%)	13 (93%)	1 (7%)	17	12 (71%)	2 (12%)	14 (82%)	3 (18%)	24	12 (50%)	5 (21%)	17 (71%)	7 (29%)	24	12 (50%)	5 (21%)	17 (71%)	7 (29%)
12:00	14	11 (79%)	0 (0%)	11 (79%)	3 (21%)	17	11 (65%)	2 (12%)	13 (76%)	4 (24%)	24	11 (46%)	3 (13%)	14 (58%)	10 (42%)	24	11 (46%)	3 (13%)	14 (58%)	10 (42%)
13:00	14	10 (71%)	1 (7%)	11 (79%)	3 (21%)	17	10 (59%)	3 (18%)	13 (76%)	4 (24%)	24	10 (42%)	4 (17%)	14 (58%)	10 (42%)	24	10 (42%)	4 (17%)	14 (58%)	10 (42%)
14:00	14	12 (86%)	0 (0%)	12 (86%)	2 (14%)	17	14 (82%)	1 (6%)	15 (88%)	2 (12%)	24	14 (58%)	3 (13%)	17 (71%)	7 (29%)	24	14 (58%)	3 (13%)	17 (71%)	7 (29%)
15:00	14	11 (79%)	0 (0%)	11 (79%)	3 (21%)	17	11 (65%)	3 (18%)	14 (82%)	3 (18%)	24	11 (46%)	3 (13%)	14 (58%)	10 (42%)	24	11 (46%)	3 (13%)	14 (58%)	10 (42%)
16:00	14	10 (71%)	0 (0%)	10 (71%)	4 (29%)	17	10 (59%)	2 (12%)	12 (71%)	5 (29%)	24	11 (46%)	2 (8%)	13 (54%)	11 (46%)	24	11 (46%)	2 (8%)	13 (54%)	11 (46%)
17:00	14	11 (79%)	0 (0%)	11 (79%)	3 (21%)	17	11 (65%)	2 (12%)	13 (76%)	4 (24%)	24	11 (46%)	2 (8%)	13 (54%)	11 (46%)	24	11 (46%)	2 (8%)	13 (54%)	11 (46%)
18:00	14	11 (79%)	0 (0%)	11 (79%)	3 (21%)	17	12 (71%)	1 (6%)	13 (76%)	4 (24%)	24	12 (50%)	3 (13%)	15 (63%)	9 (38%)	24	12 (50%)	3 (13%)	15 (63%)	9 (38%)
19:00	14	15 (107%)	0 (0%)	15 (107%)	-1 (-7%)	17	15 (88%)	0 (0%)	15 (88%)	2 (12%)	24	15 (63%)	2 (8%)	20 (83%)	4 (17%)	24	15 (63%)	2 (8%)	20 (83%)	4 (17%)
20:00	14	15 (107%)	0 (0%)	15 (107%)	-1 (-7%)	17	15 (88%)	3 (18%)	18 (106%)	-1 (-6%)	24	15 (63%)	9 (38%)	28 (117%)	-4 (-17%)	24	15 (63%)	9 (38%)	28 (117%)	-4 (-17%)
21:00	14	15 (107%)	1 (7%)	16 (114%)	-2 (-14%)	17	15 (88%)	2 (12%)	17 (112%)	3 (17%)	24	15 (63%)	10 (42%)	27 (113%)	-3 (-13%)	24	15 (63%)	10 (42%)	27 (113%)	-3 (-13%)
22:00	14	13 (93%)	0 (0%)	13 (93%)	1 (7%)	17	13 (76%)	2 (12%)	15 (88%)	2 (12%)	24	13 (54%)	9 (38%)	24 (100%)	0 (0%)	24	13 (54%)	9 (38%)	24 (100%)	0 (0%)
23:00	14	12 (86%)	0 (0%)	12 (86%)	2 (14%)	17	12 (71%)	5 (29%)	13 (76%)	4 (24%)	24	12 (50%)	5 (21%)	19 (79%)	5 (21%)	24	12 (50%)	5 (21%)	19 (79%)	5 (21%)

Results not applicable due to restricted waiting hours.  
Weather Dry & sunny

Parking Beat Survey for Wednesday 9th June 1999 for Aubrey Road


1366

Time	Resident Bays					Total No. of Residents Bays plus Parking Meters					Total No. of Parking Spaces Including Yellow Lines				
	Total Bays	Cars with Permits	Cars without Permits	Parked	Empty Spaces	Total Bays	Cars with Permits	Cars without Permits	Parked	Empty Spaces	Total Bays	Cars with Permits	Cars without Permits	Parked	Empty Spaces
08:00	6	4 (67%)	0 (0%)	4 (67%)	2 (33%)	8	4 (50%)	0 (0%)	4 (50%)	4 (50%)	22	4 (18%)	0 (0%)	4 (18%)	18 (82%)
09:00	6	3 (50%)	0 (0%)	3 (50%)	3 (50%)	8	3 (38%)	1 (13%)	4 (50%)	4 (50%)	22	9 (27%)	1 (5%)	7 (32%)	15 (68%)
10:00	6	4 (67%)	1 (17%)	5 (83%)	1 (17%)	8	4 (50%)	3 (38%)	7 (88%)	1 (13%)	22	6 (23%)	4 (18%)	9 (41%)	13 (59%)
11:00	6	3 (50%)	1 (17%)	4 (67%)	2 (33%)	8	3 (38%)	3 (38%)	6 (75%)	2 (25%)	22	3 (14%)	4 (18%)	7 (32%)	15 (68%)
12:00	6	4 (67%)	0 (0%)	4 (67%)	2 (33%)	8	4 (50%)	2 (25%)	6 (75%)	2 (25%)	22	4 (18%)	5 (23%)	9 (41%)	13 (59%)
13:00	6	4 (67%)	1 (17%)	5 (83%)	1 (17%)	8	4 (50%)	3 (38%)	7 (88%)	1 (13%)	22	6 (23%)	5 (23%)	10 (45%)	12 (55%)
14:00	6	3 (50%)	0 (0%)	3 (50%)	3 (50%)	8	3 (38%)	1 (13%)	4 (50%)	4 (50%)	22	3 (14%)	1 (8%)	7 (32%)	15 (68%)
15:00	6	4 (67%)	0 (0%)	4 (67%)	2 (33%)	8	4 (50%)	2 (25%)	6 (75%)	2 (25%)	22	4 (18%)	3 (14%)	7 (32%)	15 (68%)
16:00	6	6 (100%)	0 (0%)	6 (100%)	0 (0%)	8	6 (75%)	2 (25%)	8 (100%)	0 (0%)	22	9 (27%)	3 (14%)	9 (41%)	13 (59%)
17:00	6	6 (100%)	0 (0%)	6 (100%)	0 (0%)	8	6 (75%)	1 (13%)	7 (88%)	1 (13%)	22	6 (27%)	3 (14%)	9 (41%)	13 (59%)
18:00	6	5 (83%)	0 (0%)	5 (83%)	1 (17%)	8	5 (63%)	2 (25%)	7 (88%)	1 (13%)	22	6 (23%)	3 (14%)	8 (36%)	14 (64%)
19:00	6	7 (117%)	0 (0%)	7 (117%)	-1 (-17%)	8	7 (88%)	2 (25%)	9 (113%)	1 (13%)	22	7 (32%)	4 (18%)	11 (50%)	11 (50%)
20:00	6	7 (117%)	0 (0%)	7 (117%)	-1 (-17%)	8	7 (88%)	2 (25%)	9 (113%)	1 (13%)	22	7 (32%)	4 (18%)	11 (50%)	11 (50%)
21:00	6	6 (100%)	0 (0%)	6 (100%)	0 (0%)	8	6 (75%)	2 (25%)	8 (100%)	0 (0%)	22	6 (27%)	4 (18%)	10 (45%)	12 (55%)
22:00	6	6 (100%)	0 (0%)	6 (100%)	0 (0%)	8	6 (75%)	2 (25%)	8 (100%)	0 (0%)	22	7 (32%)	4 (18%)	11 (50%)	11 (50%)
23:00	6	6 (100%)	0 (0%)	6 (100%)	0 (0%)	8	6 (75%)	2 (25%)	8 (100%)	0 (0%)	22	7 (32%)	4 (18%)	11 (50%)	11 (50%)

Results not applicable due to restricted waiting hours.

Weather Dry & sunny

Parking Beat Survey for Wednesday 9th June 1999 for Airlie Gardens

 1367

Time	Resident Bays					Total No. of Residents Bays plus Parking Meters					Total No. of Parking Spaces including Yellow Lines				
	Total Bays	Cars with Permits	Cars without Permits	Parked	Empty Spaces	Total Bays	Cars with Permits	Cars without Permits	Parked	Empty Spaces	Total Bays	Cars with Permits	Cars without Permits	Parked	Empty Spaces
08:00	15	13 (87%)	1 (7%)	14 (93%)	1 (7%)	17	13 (76%)	2 (12%)	15 (88%)	2 (12%)	25	13 (52%)	4 (16%)	17 (68%)	8 (32%)
09:00	15	15 (100%)	1 (7%)	16 (107%)	-1 (-7%)	17	15 (88%)	1 (6%)	16 (94%)	1 (6%)	25	15 (60%)	1 (4%)	16 (64%)	9 (36%)
10:00	15	14 (93%)	0 (0%)	14 (93%)	1 (7%)	17	16 (94%)	0 (0%)	16 (94%)	1 (6%)	25	16 (64%)	2 (8%)	18 (72%)	7 (28%)
11:00	15	13 (87%)	1 (7%)	14 (93%)	1 (7%)	17	13 (76%)	3 (18%)	16 (94%)	1 (6%)	25	14 (56%)	3 (12%)	17 (68%)	8 (32%)
12:00	15	13 (87%)	1 (7%)	14 (93%)	1 (7%)	17	13 (76%)	3 (18%)	16 (94%)	1 (6%)	25	13 (52%)	4 (16%)	17 (68%)	8 (32%)
13:00	15	14 (93%)	0 (0%)	14 (93%)	1 (7%)	17	15 (88%)	1 (6%)	16 (94%)	1 (6%)	25	15 (60%)	2 (8%)	17 (68%)	8 (32%)
14:00	15	15 (100%)	0 (0%)	15 (100%)	0 (0%)	17	16 (94%)	1 (6%)	17 (100%)	0 (0%)	25	16 (64%)	2 (8%)	18 (72%)	7 (28%)
15:00	15	15 (100%)	0 (0%)	15 (100%)	0 (0%)	17	15 (88%)	2 (12%)	17 (100%)	0 (0%)	25	15 (60%)	2 (8%)	17 (68%)	8 (32%)
16:00	15	13 (87%)	0 (0%)	13 (87%)	2 (13%)	17	13 (76%)	0 (0%)	13 (76%)	4 (24%)	25	13 (52%)	0 (0%)	13 (52%)	12 (48%)
17:00	15	12 (80%)	0 (0%)	12 (80%)	3 (20%)	17	12 (71%)	1 (6%)	13 (76%)	4 (24%)	25	12 (48%)	1 (4%)	13 (52%)	12 (48%)
18:00	15	13 (87%)	1 (7%)	14 (93%)	1 (7%)	17	13 (76%)	2 (12%)	15 (88%)	2 (12%)	25	13 (52%)	2 (8%)	15 (60%)	10 (40%)
19:00	15	16 (107%)	0 (0%)	16 (107%)	-1 (-7%)	17	17 (100%)	1 (6%)	18 (106%)	1 (6%)	25	17 (68%)	1 (4%)	18 (72%)	7 (28%)
20:00	15	15 (100%)	0 (0%)	15 (100%)	0 (0%)	17	15 (88%)	2 (12%)	17 (100%)	0 (0%)	25	17 (68%)	3 (12%)	20 (80%)	5 (20%)
21:00	15	15 (100%)	0 (0%)	15 (100%)	0 (0%)	17	15 (88%)	2 (12%)	17 (100%)	0 (0%)	25	18 (72%)	3 (12%)	21 (84%)	4 (16%)
22:00	15	14 (93%)	1 (7%)	15 (100%)	0 (0%)	17	14 (82%)	3 (18%)	17 (100%)	0 (0%)	25	17 (68%)	4 (16%)	21 (84%)	4 (16%)
23:00	15	14 (93%)	1 (7%)	15 (100%)	0 (0%)	17	14 (82%)	2 (12%)	16 (94%)	1 (6%)	25	17 (68%)	3 (12%)	20 (80%)	5 (20%)

 Results not applicable due to restricted waiting hours.

Weather Dry & sunny



Parking Beat Survey for Wednesday 9th June 1999 for Campden Hill

1368

Time	Resident Bays					Total No. of Residents Bays plus Parking Meters					Total No. of Parking Spaces including Yellow Lines				
	Total Bays	Cars with Permits	Cars without Permits	Parked	Empty Spaces	Total Bays	Cars with Permits	Cars without Permits	Parked	Empty Spaces	Total Bays	Cars with Permits	Cars without Permits	Parked	Empty Spaces
08:00	30	17 (57%)	2 (7%)	19 (63%)	11 (37%)	40	18 (45%)	6 (15%)	24 (60%)	16 (40%)	51	18 (35%)	9 (18%)	27 (53%)	24 (47%)
09:00	30	17 (57%)	2 (7%)	19 (63%)	11 (37%)	40	18 (45%)	5 (13%)	23 (58%)	17 (43%)	51	18 (35%)	5 (10%)	23 (45%)	23 (55%)
10:00	30	20 (67%)	1 (3%)	21 (70%)	9 (30%)	40	21 (53%)	5 (13%)	26 (65%)	14 (35%)	51	21 (41%)	5 (10%)	26 (51%)	25 (49%)
11:00	30	22 (73%)	0 (0%)	22 (73%)	8 (27%)	40	22 (55%)	6 (15%)	28 (70%)	12 (30%)	51	22 (43%)	6 (12%)	28 (55%)	23 (45%)
12:00	30	20 (67%)	2 (7%)	22 (73%)	8 (27%)	40	20 (50%)	10 (25%)	30 (75%)	10 (25%)	51	20 (39%)	10 (20%)	30 (59%)	21 (41%)
13:00	30	20 (67%)	2 (7%)	22 (73%)	8 (27%)	40	20 (50%)	8 (20%)	28 (70%)	12 (30%)	51	20 (39%)	8 (16%)	28 (55%)	23 (45%)
14:00	30	19 (63%)	0 (0%)	19 (63%)	11 (37%)	40	19 (48%)	6 (15%)	25 (63%)	15 (38%)	51	19 (37%)	7 (14%)	26 (51%)	25 (49%)
15:00	30	18 (60%)	0 (0%)	18 (60%)	12 (40%)	40	18 (45%)	4 (10%)	22 (55%)	18 (45%)	51	18 (35%)	4 (8%)	22 (43%)	26 (57%)
16:00	30	20 (67%)	0 (0%)	20 (67%)	10 (33%)	40	20 (50%)	4 (10%)	24 (60%)	16 (40%)	51	20 (39%)	4 (8%)	24 (47%)	27 (53%)
17:00	30	16 (53%)	0 (0%)	16 (53%)	14 (47%)	40	16 (40%)	3 (8%)	19 (48%)	21 (53%)	51	16 (31%)	3 (6%)	19 (37%)	32 (63%)
18:00	30	15 (50%)	0 (0%)	15 (50%)	15 (50%)	40	16 (40%)	3 (8%)	19 (48%)	21 (53%)	51	16 (31%)	3 (6%)	19 (37%)	32 (63%)
19:00	30	17 (57%)	0 (0%)	17 (57%)	13 (43%)	40	16 (45%)	4 (10%)	22 (55%)	18 (45%)	51	18 (35%)	4 (8%)	22 (43%)	29 (57%)
20:00	30	14 (47%)	0 (0%)	14 (47%)	16 (53%)	40	14 (35%)	3 (8%)	17 (43%)	23 (58%)	51	14 (27%)	3 (6%)	17 (33%)	34 (67%)
21:00	30	14 (47%)	0 (0%)	14 (47%)	16 (53%)	40	14 (35%)	5 (13%)	19 (48%)	21 (53%)	51	14 (27%)	5 (10%)	19 (37%)	32 (63%)
22:00	30	12 (40%)	0 (0%)	12 (40%)	18 (60%)	40	12 (30%)	2 (10%)	16 (40%)	24 (60%)	51	12 (24%)	4 (8%)	16 (31%)	35 (69%)
23:00	30	15 (50%)	0 (0%)	15 (50%)	15 (50%)	40	15 (38%)	4 (10%)	19 (48%)	21 (53%)	51	16 (31%)	4 (8%)	20 (39%)	31 (61%)

Results not applicable due to restricted waiting hours.

Weather Dry & sunny

Parking Beat Survey for Wednesday 9th June 1999 for Campden Hill Road

~~1369~~ 1369

Time	Resident Bays					Total No. of Residents Bays plus Parking Meters					Total No. of Parking Spaces including Yellow Lines				
	Total Bays	Cars with Permits	Cars without Permits	Parked	Empty Spaces	Total Bays	Cars with Permits	Cars without Permits	Parked	Empty Spaces	Total Bays	Cars with Permits	Cars without Permits	Parked	Empty Spaces
08:00	43	34 (79%)	0 (0%)	34 (79%)	9 (21%)	49	35 (71%)	0 (0%)	35 (71%)	14 (29%)	112	37 (33%)	0 (0%)	37 (33%)	75 (67%)
09:00	43	33 (77%)	0 (0%)	33 (77%)	10 (23%)	49	34 (69%)	3 (6%)	37 (76%)	12 (24%)	112	35 (31%)	3 (3%)	38 (34%)	74 (66%)
10:00	43	39 (91%)	0 (0%)	39 (91%)	4 (9%)	49	39 (80%)	4 (8%)	43 (88%)	6 (12%)	112	40 (36%)	6 (5%)	46 (41%)	66 (59%)
11:00	43	36 (84%)	0 (0%)	36 (84%)	7 (16%)	49	36 (73%)	6 (12%)	42 (86%)	7 (14%)	112	39 (32%)	10 (9%)	49 (41%)	63 (56%)
12:00	43	35 (81%)	0 (0%)	35 (81%)	8 (19%)	49	35 (71%)	6 (12%)	41 (84%)	8 (16%)	112	35 (31%)	10 (9%)	45 (40%)	67 (60%)
13:00	43	33 (77%)	1 (2%)	34 (79%)	9 (21%)	49	34 (69%)	4 (8%)	38 (78%)	11 (22%)	112	34 (30%)	7 (6%)	41 (37%)	71 (63%)
14:00	43	38 (88%)	1 (2%)	39 (91%)	4 (9%)	49	38 (78%)	7 (14%)	45 (92%)	4 (8%)	112	40 (36%)	7 (6%)	47 (42%)	65 (58%)
15:00	43	41 (95%)	0 (0%)	41 (95%)	2 (5%)	49	41 (84%)	2 (4%)	43 (88%)	6 (12%)	112	41 (37%)	4 (4%)	45 (40%)	67 (60%)
16:00	43	36 (84%)	0 (0%)	36 (84%)	7 (16%)	49	36 (73%)	1 (2%)	37 (76%)	12 (24%)	112	36 (32%)	2 (2%)	38 (34%)	74 (66%)
17:00	43	33 (77%)	4 (9%)	37 (86%)	6 (14%)	49	33 (67%)	6 (12%)	39 (80%)	10 (20%)	112	33 (29%)	6 (5%)	39 (35%)	73 (65%)
18:00	43	35 (81%)	0 (0%)	35 (81%)	8 (19%)	49	38 (78%)	2 (4%)	40 (82%)	9 (18%)	112	38 (34%)	2 (2%)	40 (36%)	72 (64%)
19:00	43	36 (84%)	1 (2%)	37 (86%)	6 (14%)	49	41 (84%)	2 (4%)	43 (88%)	6 (12%)	112	41 (37%)	6 (5%)	47 (42%)	65 (58%)
20:00	43	43 (100%)	2 (5%)	45 (105%)	-2 (-5%)	49	46 (94%)	5 (10%)	51 (104%)	2 (-4%)	112	50 (45%)	14 (13%)	64 (57%)	48 (43%)
21:00	43	39 (91%)	3 (7%)	42 (98%)	1 (2%)	49	41 (84%)	7 (14%)	48 (98%)	1 (2%)	112	45 (40%)	24 (21%)	69 (62%)	43 (38%)
22:00	43	39 (91%)	4 (9%)	43 (100%)	0 (0%)	49	41 (84%)	4 (8%)	45 (93%)	4 (8%)	112	48 (43%)	26 (23%)	74 (66%)	38 (34%)
23:00	43	39 (91%)	2 (5%)	41 (95%)	2 (5%)	49	41 (84%)	5 (12%)	47 (96%)	2 (-4%)	112	50 (45%)	17 (15%)	67 (60%)	45 (40%)

Results not applicable due to restricted waiting hours.

Weather Dry & sunny

1370

Parking Beat Survey for Wednesday 9th June 1999 for Campden Hill Gardens

Time	Resident Bays					Total No. of Residents Bays plus Parking Meters					Total No. of Parking Spaces including Yellow Lines				
	Total Bays	Cars with Permits	Cars without Permits	Parked	Empty Spaces	Total Bays	Cars with Permits	Cars without Permits	Parked	Empty Spaces	Total Bays	Cars with Permits	Cars without Permits	Parked	Empty Spaces
08:00	45	46 (102%)	1 (2%)	47 (104%)	-2 (-4%)	51	50 (98%)	1 (2%)	51 (100%)	0 (0%)	62	50 (81%)	3 (5%)	53 (85%)	9 (15%)
09:00	45	40 (89%)	1 (2%)	41 (91%)	4 (9%)	51	40 (78%)	4 (8%)	44 (86%)	7 (14%)	62	40 (65%)	7 (11%)	47 (76%)	15 (24%)
10:00	45	44 (98%)	0 (0%)	44 (99%)	1 (2%)	51	44 (86%)	6 (12%)	50 (98%)	1 (2%)	62	44 (71%)	6 (10%)	50 (81%)	7 (11%)
11:00	45	42 (93%)	0 (0%)	42 (93%)	3 (7%)	51	42 (82%)	3 (6%)	45 (88%)	6 (12%)	62	42 (68%)	3 (5%)	45 (73%)	17 (28%)
12:00	45	44 (98%)	0 (0%)	44 (99%)	1 (2%)	51	44 (86%)	6 (12%)	50 (98%)	1 (2%)	62	44 (71%)	7 (11%)	51 (82%)	11 (18%)
13:00	45	42 (93%)	0 (0%)	42 (93%)	3 (7%)	51	42 (82%)	6 (12%)	48 (94%)	3 (6%)	62	42 (68%)	6 (10%)	48 (77%)	14 (23%)
14:00	45	44 (98%)	0 (0%)	44 (98%)	1 (2%)	51	45 (88%)	5 (10%)	50 (98%)	1 (2%)	62	45 (73%)	3 (5%)	48 (77%)	14 (23%)
15:00	45	43 (96%)	0 (0%)	43 (96%)	2 (4%)	51	43 (84%)	6 (12%)	49 (96%)	2 (4%)	62	43 (71%)	6 (10%)	49 (79%)	13 (21%)
16:00	45	42 (93%)	0 (0%)	42 (93%)	3 (7%)	51	42 (82%)	6 (12%)	48 (94%)	3 (6%)	62	42 (68%)	3 (5%)	45 (73%)	17 (28%)
17:00	45	44 (98%)	0 (0%)	44 (99%)	1 (2%)	51	46 (90%)	4 (8%)	50 (98%)	1 (2%)	62	46 (74%)	4 (6%)	50 (81%)	12 (19%)
18:00	45	46 (102%)	0 (0%)	46 (102%)	-1 (-2%)	51	48 (94%)	4 (8%)	52 (102%)	-1 (-2%)	62	48 (77%)	5 (8%)	53 (85%)	9 (15%)
19:00	45	41 (91%)	0 (0%)	41 (91%)	4 (9%)	51	42 (82%)	5 (10%)	47 (92%)	4 (8%)	62	46 (74%)	7 (11%)	53 (85%)	9 (15%)
20:00	45	42 (93%)	0 (0%)	42 (93%)	3 (7%)	51	42 (82%)	6 (12%)	48 (94%)	3 (6%)	62	48 (77%)	9 (15%)	57 (92%)	5 (8%)
21:00	45	44 (98%)	3 (7%)	47 (104%)	-2 (-4%)	51	44 (86%)	5 (10%)	49 (96%)	2 (4%)	62	50 (81%)	11 (18%)	61 (98%)	1 (2%)
22:00	45	41 (91%)	1 (2%)	42 (93%)	3 (7%)	51	41 (80%)	7 (14%)	48 (94%)	3 (6%)	62	50 (81%)	8 (13%)	58 (94%)	4 (6%)
23:00	45	41 (91%)	0 (0%)	41 (91%)	4 (9%)	51	41 (80%)	7 (14%)	48 (94%)	3 (6%)	62	47 (76%)	5 (8%)	52 (84%)	10 (16%)

Results not applicable due to restricted waiting hours.

Weather Dry & sunny



Parking Beat Survey for Wednesday 9th June 1999 for Campden Hill Square

Time	Resident Bays					Total No. of Residents Bays plus Parking Meters					Total No. of Parking Spaces including Yellow Lines				
	Total Bays	Cars with Permits	Cars without Permits	Parked	Empty Spaces	Total Bays	Cars with Permits	Cars without Permits	Parked	Empty Spaces	Total Bays	Cars with Permits	Cars without Permits	Parked	Empty Spaces
08:00	89	77 (87%)	0 (0%)	77 (87%)	12 (13%)	96	78 (81%)	18 (19%)	79 (82%)	17 (18%)	116	78 (67%)	1 (1%)	79 (68%)	37 (32%)
09:00	89	71 (80%)	0 (0%)	71 (80%)	18 (20%)	86	75 (87%)	11 (13%)	75 (87%)	11 (13%)	116	75 (65%)	0 (0%)	75 (65%)	41 (35%)
10:00	89	72 (81%)	3 (3%)	75 (84%)	14 (16%)	86	72 (83%)	14 (16%)	80 (93%)	16 (17%)	116	72 (62%)	9 (8%)	81 (70%)	35 (30%)
11:00	89	78 (88%)	3 (3%)	81 (91%)	8 (9%)	86	79 (92%)	7 (8%)	87 (91%)	9 (9%)	116	79 (68%)	11 (9%)	90 (78%)	26 (22%)
12:00	89	83 (93%)	1 (1%)	84 (94%)	5 (6%)	86	83 (96%)	3 (3%)	88 (93%)	7 (7%)	116	83 (72%)	3 (2%)	91 (78%)	25 (22%)
13:00	89	82 (92%)	1 (1%)	83 (93%)	6 (7%)	86	83 (96%)	3 (3%)	88 (92%)	8 (9%)	116	83 (72%)	3 (2%)	90 (78%)	26 (22%)
14:00	89	73 (82%)	1 (1%)	74 (83%)	15 (17%)	86	74 (77%)	12 (14%)	81 (84%)	15 (18%)	116	74 (64%)	7 (6%)	81 (70%)	35 (30%)
15:00	89	72 (81%)	0 (0%)	72 (81%)	17 (19%)	86	74 (77%)	12 (14%)	78 (81%)	18 (19%)	116	74 (64%)	7 (6%)	80 (69%)	36 (31%)
16:00	89	72 (81%)	0 (0%)	72 (81%)	17 (19%)	86	73 (76%)	13 (15%)	76 (79%)	20 (21%)	116	73 (63%)	3 (3%)	77 (66%)	39 (34%)
17:00	89	78 (88%)	1 (1%)	79 (89%)	10 (11%)	86	78 (81%)	8 (9%)	82 (88%)	14 (15%)	116	78 (67%)	5 (4%)	83 (72%)	33 (28%)
18:00	89	83 (93%)	1 (1%)	84 (94%)	5 (6%)	86	83 (86%)	3 (3%)	89 (93%)	7 (7%)	116	83 (72%)	3 (2%)	89 (77%)	27 (23%)
19:00	89	83 (93%)	1 (1%)	84 (94%)	5 (6%)	86	83 (86%)	3 (3%)	80 (94%)	6 (6%)	116	84 (72%)	9 (8%)	93 (80%)	23 (20%)
20:00	89	80 (90%)	6 (7%)	88 (97%)	3 (3%)	86	80 (85%)	6 (6%)	81 (95%)	5 (5%)	116	87 (75%)	13 (11%)	100 (86%)	16 (14%)
21:00	89	81 (91%)	4 (4%)	85 (96%)	4 (4%)	86	81 (84%)	5 (5%)	80 (94%)	6 (6%)	116	90 (78%)	14 (12%)	104 (90%)	12 (10%)
22:00	89	82 (92%)	0 (0%)	82 (92%)	7 (8%)	86	82 (85%)	4 (4%)	88 (92%)	8 (9%)	116	88 (76%)	9 (8%)	97 (84%)	19 (16%)
23:00	89	83 (93%)	1 (1%)	84 (94%)	5 (6%)	86	83 (86%)	3 (3%)	88 (92%)	8 (9%)	116	87 (75%)	6 (5%)	93 (80%)	23 (20%)

 Results not applicable due to restricted waiting hours.

Weather Dry & sunny



Parking Beat Survey for Wednesday 9th June 1999 for Hillsleigh Road

89  
1372

Time	Resident Bays						Total No. of Residents Bays plus Parking Meters						Total No. of Parking Spaces including Yellow Lines							
	Total Bays	Cars with Permits	Cars without Permits	Parked	Empty Spaces	Total Bays	Cars with Permits	Cars without Permits	Parked	Empty Spaces	Total Bays	Cars with Permits	Cars without Permits	Parked	Empty Spaces	Total Bays	Cars with Permits	Cars without Permits	Parked	Empty Spaces
08:00	14	14 (100%)	0 (0%)	14 (100%)	0 (0%)	14	14 (100%)	0 (0%)	14 (100%)	0 (0%)	28	15 (54%)	1 (4%)	16 (57%)	12 (43%)	28	15 (54%)	1 (4%)	16 (57%)	12 (43%)
09:00	14	15 (107%)	0 (0%)	15 (107%)	-1 (-7%)	14	15 (107%)	0 (0%)	15 (107%)	-1 (-7%)	28	15 (54%)	1 (4%)	16 (57%)	12 (43%)	28	15 (54%)	1 (4%)	16 (57%)	12 (43%)
10:00	14	15 (107%)	0 (0%)	15 (107%)	-1 (-7%)	14	15 (107%)	0 (0%)	15 (107%)	-1 (-7%)	28	15 (54%)	1 (4%)	16 (57%)	12 (43%)	28	15 (54%)	1 (4%)	16 (57%)	12 (43%)
11:00	14	11 (79%)	0 (0%)	11 (79%)	3 (21%)	14	11 (79%)	0 (0%)	11 (79%)	3 (21%)	28	11 (39%)	0 (0%)	11 (39%)	17 (61%)	28	11 (39%)	0 (0%)	11 (39%)	17 (61%)
12:00	14	13 (93%)	0 (0%)	13 (93%)	1 (7%)	14	13 (93%)	0 (0%)	13 (93%)	1 (7%)	28	13 (46%)	0 (0%)	13 (46%)	15 (54%)	28	13 (46%)	0 (0%)	13 (46%)	15 (54%)
13:00	14	13 (93%)	0 (0%)	13 (93%)	1 (7%)	14	13 (93%)	0 (0%)	13 (93%)	1 (7%)	28	13 (46%)	0 (0%)	13 (46%)	15 (54%)	28	13 (46%)	0 (0%)	13 (46%)	15 (54%)
14:00	14	15 (107%)	0 (0%)	15 (107%)	-1 (-7%)	14	15 (107%)	0 (0%)	15 (107%)	-1 (-7%)	28	15 (54%)	1 (4%)	16 (57%)	12 (43%)	28	15 (54%)	1 (4%)	16 (57%)	12 (43%)
15:00	14	12 (86%)	0 (0%)	12 (86%)	2 (14%)	14	12 (86%)	0 (0%)	12 (86%)	2 (14%)	28	13 (46%)	2 (7%)	15 (54%)	13 (46%)	28	13 (46%)	2 (7%)	15 (54%)	13 (46%)
16:00	14	14 (100%)	0 (0%)	14 (100%)	0 (0%)	14	14 (100%)	0 (0%)	14 (100%)	0 (0%)	28	14 (50%)	1 (4%)	15 (54%)	13 (46%)	28	14 (50%)	1 (4%)	15 (54%)	13 (46%)
17:00	14	13 (93%)	0 (0%)	13 (93%)	1 (7%)	14	13 (93%)	0 (0%)	13 (93%)	1 (7%)	28	13 (46%)	0 (0%)	13 (46%)	15 (54%)	28	13 (46%)	0 (0%)	13 (46%)	15 (54%)
18:00	14	15 (107%)	0 (0%)	15 (107%)	-1 (-7%)	14	15 (107%)	0 (0%)	15 (107%)	-1 (-7%)	28	16 (57%)	0 (0%)	16 (57%)	12 (43%)	28	16 (57%)	0 (0%)	16 (57%)	12 (43%)
19:00	14	15 (107%)	0 (0%)	15 (107%)	-1 (-7%)	14	15 (107%)	0 (0%)	15 (107%)	-1 (-7%)	28	21 (75%)	0 (0%)	21 (75%)	7 (25%)	28	21 (75%)	0 (0%)	21 (75%)	7 (25%)
20:00	14	14 (100%)	0 (0%)	14 (100%)	0 (0%)	14	14 (100%)	0 (0%)	14 (100%)	0 (0%)	28	20 (71%)	3 (11%)	23 (82%)	5 (18%)	28	20 (71%)	3 (11%)	23 (82%)	5 (18%)
21:00	14	13 (93%)	1 (7%)	14 (100%)	0 (0%)	14	13 (93%)	1 (7%)	14 (100%)	0 (0%)	28	19 (68%)	4 (14%)	23 (82%)	5 (18%)	28	19 (68%)	4 (14%)	23 (82%)	5 (18%)
22:00	14	13 (93%)	1 (7%)	14 (100%)	0 (0%)	14	13 (93%)	1 (7%)	14 (100%)	0 (0%)	28	17 (61%)	4 (14%)	21 (75%)	7 (25%)	28	17 (61%)	4 (14%)	21 (75%)	7 (25%)
23:00	14	13 (93%)	0 (0%)	13 (93%)	1 (7%)	14	13 (93%)	0 (0%)	13 (93%)	1 (7%)	28	17 (61%)	1 (4%)	18 (64%)	10 (36%)	28	17 (61%)	1 (4%)	18 (64%)	10 (36%)

Results not applicable due to restricted waiting hours.

Weather Dry & sunny

1373

Parking Beat Survey for Saturday 12th June 1999

Time	Resident Bays					Total No. of Residents Bays plus Parking Meters					Total No. of Parking Spaces including Yellow Lines				
	Total Bays	Cars with Permits	Cars without Permits	Parked	Empty Spaces	Total Bays	Cars with Permits	Cars without Permits	Parked	Empty Spaces	Total Bays	Cars with Permits	Cars without Permits	Parked	Empty Spaces
08:00	256	216 (84%)	3 (1%)	219 (86%)	37 (14%)	292	217 (74%)	11 (5%)	231 (79%)	61 (21%)	440	226 (51%)	18 (4%)	244 (55%)	196 (45%)
09:00	256	213 (83%)	4 (2%)	217 (85%)	39 (15%)	292	214 (73%)	24 (8%)	238 (82%)	54 (18%)	440	215 (49%)	29 (7%)	244 (55%)	196 (45%)
10:00	256	209 (82%)	3 (1%)	212 (83%)	44 (17%)	292	209 (72%)	29 (10%)	238 (82%)	54 (18%)	440	210 (48%)	35 (8%)	245 (56%)	195 (44%)
11:00	256	202 (79%)	5 (2%)	207 (81%)	49 (19%)	292	202 (69%)	30 (10%)	232 (79%)	60 (21%)	440	202 (46%)	33 (8%)	235 (53%)	205 (47%)
12:00	256	204 (80%)	2 (1%)	206 (80%)	50 (20%)	292	204 (70%)	29 (10%)	233 (80%)	59 (20%)	440	208 (47%)	33 (8%)	241 (55%)	199 (45%)
13:00	256	192 (75%)	1 (0%)	193 (75%)	63 (25%)	292	192 (66%)	32 (11%)	224 (77%)	68 (23%)	440	194 (44%)	34 (8%)	228 (52%)	212 (48%)
14:00	256	202 (79%)	3 (1%)	205 (80%)	51 (20%)	292	204 (70%)	32 (11%)	236 (81%)	56 (19%)	440	206 (47%)	37 (8%)	243 (55%)	197 (45%)
15:00	256	188 (73%)	6 (2%)	194 (76%)	62 (24%)	292	189 (65%)	38 (13%)	227 (78%)	65 (22%)	440	195 (44%)	46 (10%)	241 (55%)	199 (45%)
16:00	256	179 (70%)	5 (2%)	184 (72%)	72 (28%)	292	179 (61%)	34 (12%)	213 (73%)	79 (27%)	440	183 (42%)	54 (12%)	237 (54%)	203 (46%)
17:00	256	186 (73%)	3 (1%)	189 (74%)	67 (26%)	292	186 (64%)	33 (11%)	219 (75%)	73 (25%)	440	192 (44%)	50 (11%)	242 (55%)	198 (45%)
18:00	256	193 (75%)	2 (1%)	195 (76%)	61 (24%)	292	193 (66%)	34 (11%)	227 (78%)	65 (22%)	440	197 (45%)	22 (5%)	219 (50%)	221 (50%)
19:00	256	186 (73%)	6 (2%)	192 (75%)	64 (25%)	292	188 (65%)	27 (2%)	215 (73%)	77 (27%)	440	193 (44%)	31 (7%)	224 (51%)	216 (49%)
20:00	256	185 (72%)	4 (2%)	189 (74%)	67 (26%)	292	186 (64%)	11 (4%)	217 (74%)	75 (26%)	440	196 (45%)	29 (7%)	225 (51%)	215 (49%)
21:00	256	199 (78%)	8 (3%)	207 (81%)	49 (19%)	292	199 (68%)	12 (4%)	211 (72%)	81 (28%)	440	215 (49%)	44 (10%)	259 (59%)	181 (41%)
22:00	256	201 (79%)	10 (4%)	211 (82%)	45 (18%)	292	203 (70%)	10 (3%)	213 (73%)	79 (27%)	440	220 (50%)	49 (11%)	269 (61%)	171 (39%)
23:00	256	204 (80%)	11 (4%)	215 (84%)	41 (16%)	292	204 (70%)	15 (6%)	219 (75%)	73 (25%)	440	217 (49%)	51 (12%)	268 (61%)	172 (39%)

Results not applicable due to restricted waiting hours.

Weather 08.00 - 17.00 - Dry & sunny  
 17.00 - 20.00 - Wet  
 20.00 - 23.00 - Dry

Parking Beat Survey for Saturday 12th June 1999 for Aubrey Walk

~~1374~~ 1374

Time	Resident Bays						Total No. of Residents Bays plus Parking Meters						Total No. of Parking Spaces including Yellow Lines							
	Total Bays	Cars with Permits	Cars without Permits	Parked	Empty Spaces	Total Bays	Cars with Permits	Cars without Permits	Parked	Empty Spaces	Total Bays	Cars with Permits	Cars without Permits	Parked	Empty Spaces	Total Bays	Cars with Permits	Cars without Permits	Parked	Empty Spaces
08:00	14	12 (86%)	0 (0%)	12 (86%)	2 (14%)	17	12 (71%)	5 (30%)	17 (71%)	5 (29%)	24	12 (50%)	1 (4%)	13 (54%)	11 (46%)	24	12 (50%)	1 (4%)	13 (54%)	11 (46%)
09:00	14	12 (86%)	0 (0%)	12 (86%)	2 (14%)	17	12 (71%)	3 (18%)	15 (88%)	2 (12%)	24	12 (50%)	3 (13%)	15 (63%)	9 (38%)	24	12 (50%)	3 (13%)	15 (63%)	9 (38%)
10:00	14	15 (107%)	0 (0%)	15 (107%)	-1 (-7%)	17	15 (88%)	3 (18%)	18 (108%)	-1 (-6%)	24	15 (63%)	3 (13%)	18 (75%)	6 (25%)	24	15 (63%)	3 (13%)	18 (75%)	6 (25%)
11:00	14	15 (107%)	0 (0%)	15 (107%)	-1 (-7%)	17	15 (88%)	3 (18%)	18 (108%)	-1 (-6%)	24	15 (63%)	3 (13%)	18 (75%)	6 (25%)	24	15 (63%)	3 (13%)	18 (75%)	6 (25%)
12:00	14	15 (107%)	0 (0%)	15 (107%)	-1 (-7%)	17	15 (88%)	3 (18%)	18 (108%)	-1 (-6%)	24	17 (70%)	3 (13%)	20 (83%)	4 (17%)	24	17 (70%)	3 (13%)	20 (83%)	4 (17%)
13:00	14	13 (93%)	0 (0%)	13 (93%)	1 (7%)	17	13 (76%)	3 (18%)	16 (94%)	1 (6%)	24	13 (54%)	4 (17%)	17 (71%)	7 (29%)	24	13 (54%)	4 (17%)	17 (71%)	7 (29%)
14:00	14	16 (114%)	0 (0%)	16 (114%)	-2 (-14%)	17	16 (94%)	3 (18%)	19 (112%)	-2 (-12%)	24	16 (67%)	3 (13%)	19 (79%)	5 (21%)	24	16 (67%)	3 (13%)	19 (79%)	5 (21%)
15:00	14	10 (71%)	0 (0%)	10 (71%)	4 (29%)	17	10 (59%)	3 (18%)	13 (78%)	4 (24%)	24	10 (42%)	5 (21%)	15 (63%)	9 (38%)	24	10 (42%)	5 (21%)	15 (63%)	9 (38%)
16:00	14	11 (79%)	0 (0%)	11 (79%)	3 (21%)	17	11 (65%)	3 (18%)	14 (82%)	3 (18%)	24	11 (46%)	5 (21%)	17 (71%)	7 (29%)	24	11 (46%)	5 (21%)	17 (71%)	7 (29%)
17:00	14	13 (93%)	1 (7%)	14 (100%)	0 (0%)	17	13 (76%)	4 (24%)	17 (100%)	0 (0%)	24	13 (54%)	6 (25%)	19 (79%)	5 (21%)	24	13 (54%)	6 (25%)	19 (79%)	5 (21%)
18:00	14	15 (107%)	0 (0%)	15 (107%)	-1 (-7%)	17	15 (88%)	3 (18%)	18 (108%)	-1 (-6%)	24	15 (63%)	5 (21%)	20 (83%)	4 (17%)	24	15 (63%)	5 (21%)	20 (83%)	4 (17%)
19:00	14	13 (93%)	1 (7%)	14 (100%)	0 (0%)	17	13 (76%)	3 (18%)	16 (94%)	-1 (-6%)	24	13 (54%)	5 (21%)	18 (75%)	6 (25%)	24	13 (54%)	5 (21%)	18 (75%)	6 (25%)
20:00	14	9 (64%)	0 (0%)	9 (64%)	5 (36%)	17	9 (53%)	3 (18%)	12 (71%)	5 (29%)	24	9 (38%)	6 (25%)	15 (63%)	9 (38%)	24	9 (38%)	6 (25%)	15 (63%)	9 (38%)
21:00	14	12 (86%)	0 (0%)	12 (86%)	2 (14%)	17	12 (71%)	2 (12%)	14 (82%)	3 (18%)	24	12 (50%)	6 (25%)	18 (75%)	6 (25%)	24	12 (50%)	6 (25%)	18 (75%)	6 (25%)
22:00	14	13 (93%)	0 (0%)	13 (93%)	1 (7%)	17	13 (76%)	3 (18%)	16 (94%)	-1 (-6%)	24	13 (54%)	8 (33%)	22 (92%)	2 (8%)	24	13 (54%)	8 (33%)	22 (92%)	2 (8%)
23:00	14	13 (93%)	0 (0%)	13 (93%)	1 (7%)	17	13 (76%)	3 (18%)	16 (94%)	-1 (-6%)	24	13 (54%)	8 (33%)	22 (92%)	2 (8%)	24	13 (54%)	8 (33%)	22 (92%)	2 (8%)

Results not applicable due to restricted waiting hours.

Weather 08:00 - 17:00 - Dry & sunny  
 17:00 - 20:00 - Wet  
 20:00 - 23:00 - Dry

Parking Beat Survey for Saturday 12th June 1999 for Aubrey Road

1375

Time	Resident Bays					Total No. of Residents Bays plus Parking Meters					Total No. of Parking Spaces including Yellow Lines				
	Total Bays	Cars with Permits	Cars without Permits	Parked	Empty Spaces	Total Bays	Cars with Permits	Cars without Permits	Parked	Empty Spaces	Total Bays	Cars with Permits	Cars without Permits	Parked	Empty Spaces
08:00	6	3 (50%)	0 (0%)	3 (50%)	3 (50%)	8	3 (38%)	0 (0%)	3 (38%)	5 (63%)	22	3 (14%)	0 (0%)	3 (14%)	19 (86%)
09:00	6	4 (67%)	0 (0%)	4 (67%)	2 (33%)	8	4 (50%)	1 (13%)	5 (63%)	3 (38%)	22	4 (18%)	2 (9%)	6 (27%)	16 (73%)
10:00	6	6 (100%)	0 (0%)	6 (100%)	0 (0%)	8	6 (75%)	1 (13%)	7 (88%)	1 (13%)	22	6 (27%)	2 (9%)	8 (35%)	14 (64%)
11:00	6	6 (100%)	0 (0%)	6 (100%)	0 (0%)	8	6 (75%)	2 (25%)	8 (100%)	0 (0%)	22	6 (27%)	4 (18%)	10 (45%)	12 (55%)
12:00	6	6 (100%)	0 (0%)	6 (100%)	0 (0%)	8	6 (75%)	2 (25%)	8 (100%)	0 (0%)	22	6 (27%)	5 (23%)	11 (50%)	11 (50%)
13:00	6	4 (67%)	0 (0%)	4 (67%)	2 (33%)	8	4 (50%)	2 (25%)	6 (75%)	2 (25%)	22	6 (27%)	3 (14%)	9 (41%)	13 (59%)
14:00	6	5 (83%)	0 (0%)	5 (83%)	1 (17%)	8	5 (63%)	1 (13%)	6 (75%)	2 (25%)	22	5 (23%)	2 (9%)	7 (32%)	15 (68%)
15:00	6	5 (83%)	0 (0%)	5 (83%)	1 (17%)	8	5 (63%)	1 (13%)	6 (75%)	2 (25%)	22	5 (23%)	1 (5%)	6 (27%)	16 (73%)
16:00	6	5 (83%)	0 (0%)	5 (83%)	1 (17%)	8	5 (63%)	1 (13%)	6 (75%)	2 (25%)	22	5 (23%)	5 (23%)	10 (45%)	12 (55%)
17:00	6	5 (83%)	0 (0%)	5 (83%)	1 (17%)	8	5 (63%)	1 (13%)	6 (75%)	2 (25%)	22	6 (27%)	1 (5%)	7 (32%)	15 (68%)
18:00	6	4 (67%)	0 (0%)	4 (67%)	2 (33%)	8	4 (50%)	2 (25%)	6 (75%)	2 (25%)	22	4 (18%)	2 (9%)	6 (27%)	16 (73%)
19:00	6	5 (83%)	0 (0%)	5 (83%)	1 (17%)	8	5 (63%)	2 (25%)	7 (88%)	1 (13%)	22	6 (27%)	3 (14%)	9 (41%)	13 (59%)
20:00	6	4 (67%)	0 (0%)	4 (67%)	2 (33%)	8	4 (50%)	2 (25%)	6 (75%)	2 (25%)	22	5 (23%)	2 (9%)	7 (32%)	15 (68%)
21:00	6	6 (100%)	0 (0%)	6 (100%)	0 (0%)	8	6 (75%)	2 (25%)	8 (100%)	0 (0%)	22	7 (32%)	4 (18%)	11 (50%)	11 (50%)
22:00	6	6 (100%)	0 (0%)	6 (100%)	0 (0%)	8	6 (75%)	2 (25%)	8 (100%)	0 (0%)	22	7 (32%)	4 (18%)	11 (50%)	11 (50%)
23:00	6	6 (100%)	0 (0%)	6 (100%)	0 (0%)	8	6 (75%)	2 (25%)	8 (100%)	0 (0%)	22	7 (32%)	4 (18%)	11 (50%)	11 (50%)

Results not applicable due to restricted waiting hours.  
 Weather 08:00 - 17:00 - Dry & sunny  
 17:00 - 20:00 - Wet  
 20:00 - 23:00 - Dry

(1376)

(Signature)

**Parking Beat Survey for Saturday 12th June 1999 for Airle Gardens**

Time	Resident Bays					Total No. of Residents Bays plus Parking Meters					Total No. of Parking Spaces including Yellow Lines				
	Total Bays	Cars with Permits	Cars without Permits	Parked	Empty Spaces	Total Bays	Cars with Permits	Cars without Permits	Parked	Empty Spaces	Total Bays	Cars with Permits	Cars without Permits	Parked	Empty Spaces
08:00	15	14 (93%)	0 (0%)	14 (93%)	1 (7%)	17	14 (82%)	0 (0%)	14 (82%)	3 (18%)	25	15 (60%)	1 (4%)	16 (64%)	9 (36%)
09:00	15	13 (87%)	0 (0%)	13 (87%)	2 (13%)	17	13 (76%)	1 (6%)	14 (82%)	3 (18%)	25	13 (52%)	1 (4%)	14 (56%)	11 (44%)
10:00	15	14 (93%)	0 (0%)	14 (93%)	1 (7%)	17	14 (82%)	0 (0%)	14 (82%)	3 (18%)	25	14 (56%)	0 (0%)	14 (56%)	11 (44%)
11:00	15	12 (80%)	0 (0%)	12 (80%)	3 (20%)	17	12 (71%)	2 (12%)	14 (82%)	3 (18%)	25	12 (48%)	2 (8%)	14 (56%)	11 (44%)
12:00	15	13 (87%)	0 (0%)	13 (87%)	2 (13%)	17	13 (76%)	0 (0%)	13 (76%)	4 (24%)	25	13 (52%)	0 (0%)	13 (52%)	12 (48%)
13:00	15	14 (93%)	0 (0%)	14 (93%)	1 (7%)	17	14 (82%)	2 (12%)	16 (94%)	1 (6%)	25	14 (56%)	2 (8%)	16 (64%)	9 (36%)
14:00	15	16 (107%)	0 (0%)	16 (107%)	-1 (-7%)	17	17 (100%)	0 (0%)	17 (100%)	0 (0%)	25	17 (68%)	0 (0%)	17 (68%)	8 (32%)
15:00	15	14 (93%)	1 (7%)	15 (100%)	0 (0%)	17	14 (82%)	3 (18%)	17 (100%)	0 (0%)	25	14 (56%)	4 (16%)	18 (72%)	7 (28%)
16:00	15	15 (100%)	0 (0%)	15 (100%)	0 (0%)	17	15 (88%)	1 (6%)	16 (94%)	1 (6%)	25	15 (60%)	4 (16%)	19 (76%)	6 (24%)
17:00	15	17 (113%)	0 (0%)	17 (113%)	-2 (-13%)	17	17 (100%)	1 (6%)	18 (106%)	1 (6%)	25	17 (68%)	3 (12%)	20 (80%)	5 (20%)
18:00	15	16 (107%)	0 (0%)	16 (107%)	-1 (-7%)	17	16 (94%)	1 (6%)	17 (100%)	0 (0%)	25	16 (64%)	5 (20%)	21 (84%)	4 (16%)
19:00	15	15 (100%)	0 (0%)	15 (100%)	0 (0%)	17	15 (88%)	2 (12%)	17 (100%)	0 (0%)	25	15 (60%)	5 (20%)	20 (80%)	5 (20%)
20:00	15	11 (73%)	1 (7%)	12 (80%)	3 (20%)	17	11 (65%)	3 (18%)	14 (82%)	3 (18%)	25	12 (48%)	5 (20%)	17 (68%)	8 (32%)
21:00	15	14 (93%)	2 (13%)	16 (107%)	-1 (-7%)	17	14 (82%)	3 (18%)	15 (106%)	2 (12%)	25	15 (60%)	6 (24%)	21 (84%)	4 (16%)
22:00	15	11 (73%)	2 (13%)	13 (87%)	2 (13%)	17	11 (65%)	4 (24%)	15 (106%)	2 (12%)	25	13 (52%)	4 (16%)	17 (68%)	8 (32%)
23:00	15	12 (80%)	2 (13%)	14 (93%)	1 (7%)	17	12 (71%)	5 (29%)	16 (94%)	1 (6%)	25	14 (56%)	4 (16%)	18 (72%)	7 (28%)

Results not applicable due to restricted waiting hours.

- Weather 08.00 - 17.00 - Dry & sunny
- 17.00 - 20.00 - Wet
- 20.00 - 23.00 - Dry

Parking Beat Survey for Saturday 12th June 1999 for Campden Hill

(1377) (28)

Time	Resident Bays					Total No. of Residents Bays plus Parking Meters					Total No. of Parking Spaces including Yellow Lines				
	Total Bays	Cars with Permits	Cars without Permits	Parked	Empty Spaces	Total Bays	Cars with Permits	Cars without Permits	Parked	Empty Spaces	Total Bays	Cars with Permits	Cars without Permits	Parked	Empty Spaces
08:00	30	21 (70%)	0 (0%)	21 (70%)	9 (30%)	40	22 (55%)	5 (13%)	27 (68%)	13 (33%)	51	22 (43%)	5 (10%)	27 (53%)	24 (47%)
09:00	30	22 (73%)	0 (0%)	22 (73%)	8 (27%)	40	23 (58%)	7 (18%)	30 (75%)	10 (25%)	51	23 (45%)	7 (14%)	30 (59%)	21 (41%)
10:00	30	20 (67%)	0 (0%)	20 (67%)	10 (33%)	40	20 (50%)	7 (18%)	27 (68%)	13 (33%)	51	20 (39%)	7 (14%)	27 (53%)	24 (47%)
11:00	30	18 (60%)	0 (0%)	18 (60%)	12 (40%)	40	18 (45%)	5 (13%)	23 (58%)	17 (43%)	51	18 (35%)	5 (10%)	23 (45%)	28 (55%)
12:00	30	16 (53%)	0 (0%)	16 (53%)	14 (47%)	40	16 (40%)	5 (13%)	21 (53%)	19 (48%)	51	16 (31%)	5 (10%)	21 (41%)	30 (59%)
13:00	30	17 (57%)	0 (0%)	17 (57%)	13 (43%)	40	17 (43%)	8 (20%)	25 (63%)	15 (38%)	51	17 (33%)	8 (16%)	25 (49%)	26 (51%)
14:00	30	17 (57%)	0 (0%)	17 (57%)	13 (43%)	40	17 (43%)	9 (23%)	26 (65%)	14 (35%)	51	17 (33%)	9 (18%)	26 (51%)	25 (49%)
15:00	30	19 (63%)	0 (0%)	19 (63%)	11 (37%)	40	19 (48%)	10 (25%)	29 (73%)	11 (28%)	51	19 (37%)	10 (20%)	29 (57%)	22 (43%)
16:00	30	12 (40%)	1 (3%)	13 (43%)	17 (57%)	40	12 (30%)	10 (25%)	22 (55%)	18 (45%)	51	12 (24%)	13 (25%)	25 (49%)	26 (51%)
17:00	30	12 (40%)	0 (0%)	12 (40%)	18 (60%)	40	12 (30%)	10 (25%)	22 (55%)	18 (45%)	51	12 (24%)	13 (25%)	25 (49%)	26 (51%)
18:00	30	13 (43%)	0 (0%)	13 (43%)	17 (57%)	40	13 (33%)	9 (23%)	22 (55%)	18 (45%)	51	13 (25%)	10 (20%)	23 (45%)	28 (55%)
19:00	30	15 (50%)	0 (0%)	15 (50%)	15 (50%)	40	15 (38%)	7 (18%)	22 (55%)	18 (45%)	51	15 (29%)	9 (18%)	24 (47%)	27 (53%)
20:00	30	15 (50%)	2 (7%)	17 (57%)	13 (43%)	40	15 (38%)	8 (20%)	23 (58%)	16 (40%)	51	15 (29%)	9 (18%)	24 (47%)	27 (53%)
21:00	30	16 (53%)	1 (3%)	17 (57%)	13 (43%)	40	17 (43%)	8 (20%)	25 (63%)	15 (38%)	51	17 (33%)	8 (16%)	25 (49%)	26 (51%)
22:00	30	9 (30%)	0 (0%)	9 (30%)	21 (70%)	40	9 (23%)	7 (18%)	13 (33%)	27 (68%)	51	12 (24%)	5 (10%)	17 (33%)	34 (67%)
23:00	30	8 (27%)	0 (0%)	8 (27%)	22 (73%)	40	8 (20%)	4 (10%)	12 (30%)	28 (70%)	51	10 (20%)	6 (12%)	16 (31%)	35 (69%)

Results not applicable due to restricted waiting hours.

Weather 08:00 - 17:00 - Dry & sunny  
 17:00 - 20:00 - Wet  
 20:00 - 23:00 - Dry

Parking Beat Survey for Saturday 12th June 1999 for Campden Hill Road



1378

Time	Resident Bays					Total No. of Residents Bays plus Parking Meters					Total No. of Parking Spaces including Yellow Lines				
	Total Bays	Cars with Permits	Cars without Permits	Parked	Empty Spaces	Total Bays	Cars with Permits	Cars without Permits	Parked	Empty Spaces	Total Bays	Cars with Permits	Cars without Permits	Parked	Empty Spaces
08:00	43	31 (72%)	2 (5%)	33 (77%)	10 (23%)	49	31 (63%)	4 (8%)	35 (71%)	14 (29%)	112	32 (29%)	4 (4%)	36 (32%)	76 (68%)
09:00	43	31 (72%)	3 (7%)	34 (79%)	9 (21%)	49	31 (63%)	6 (12%)	37 (76%)	12 (24%)	112	31 (28%)	5 (7%)	36 (32%)	73 (65%)
10:00	43	32 (74%)	2 (5%)	34 (79%)	9 (21%)	49	32 (65%)	7 (14%)	39 (80%)	10 (20%)	112	32 (29%)	6 (7%)	38 (34%)	72 (64%)
11:00	43	30 (70%)	2 (5%)	32 (74%)	11 (26%)	49	30 (61%)	7 (14%)	37 (76%)	12 (24%)	112	30 (27%)	7 (6%)	37 (33%)	75 (67%)
12:00	43	30 (70%)	2 (5%)	32 (74%)	11 (26%)	49	30 (61%)	7 (14%)	37 (76%)	12 (24%)	112	30 (27%)	7 (6%)	37 (33%)	75 (67%)
13:00	43	25 (58%)	1 (2%)	26 (60%)	17 (40%)	49	25 (51%)	7 (14%)	32 (65%)	17 (35%)	112	25 (22%)	7 (6%)	32 (29%)	80 (71%)
14:00	43	31 (72%)	2 (5%)	33 (77%)	10 (23%)	49	31 (63%)	8 (16%)	39 (80%)	10 (20%)	112	31 (28%)	10 (9%)	41 (37%)	71 (63%)
15:00	43	35 (81%)	3 (7%)	38 (88%)	5 (12%)	49	35 (71%)	9 (18%)	44 (90%)	5 (10%)	112	36 (32%)	10 (9%)	46 (41%)	66 (59%)
16:00	43	34 (79%)	4 (9%)	38 (88%)	5 (12%)	49	34 (69%)	10 (20%)	44 (90%)	5 (10%)	112	34 (30%)	16 (14%)	50 (45%)	62 (55%)
17:00	43	39 (91%)	2 (5%)	41 (95%)	2 (5%)	49	39 (80%)	6 (12%)	45 (92%)	4 (8%)	112	39 (35%)	11 (10%)	50 (45%)	62 (55%)
18:00	43	36 (84%)	2 (5%)	38 (88%)	5 (12%)	49	36 (73%)	5 (10%)	41 (80%)	8 (16%)	112	36 (32%)	12 (11%)	48 (43%)	64 (57%)
19:00	43	34 (79%)	3 (7%)	37 (86%)	6 (14%)	49	34 (69%)	9 (18%)	43 (88%)	6 (12%)	112	34 (30%)	18 (16%)	52 (46%)	60 (54%)
20:00	43	39 (91%)	1 (2%)	40 (93%)	3 (7%)	49	39 (80%)	5 (10%)	44 (90%)	5 (10%)	112	40 (36%)	13 (12%)	53 (47%)	59 (53%)
21:00	43	39 (91%)	1 (2%)	40 (93%)	3 (7%)	49	40 (82%)	6 (12%)	46 (94%)	3 (6%)	112	42 (38%)	21 (19%)	63 (56%)	49 (44%)
22:00	43	39 (91%)	2 (5%)	41 (95%)	2 (5%)	49	39 (80%)	8 (16%)	47 (96%)	2 (4%)	112	41 (37%)	29 (26%)	70 (63%)	42 (38%)
23:00	43	39 (91%)	2 (5%)	41 (95%)	2 (5%)	49	39 (80%)	8 (16%)	47 (96%)	2 (4%)	112	40 (36%)	25 (22%)	65 (59%)	47 (42%)

Results not applicable due to restricted waiting hours.

- Weather 08:00 - 17:00 - Dry & sunny
- 17:00 - 20:00 - Wet
- 20:00 - 23:00 - Dry



Parking Beat Survey for Saturday 12th June 1999 for Campden Hill Gardens

1379

Time	Resident Bays					Total No. of Residents Bays plus Parking Meters					Total No. of Parking Spaces Including Yellow Lines				
	Total Bays	Cars with Permits	Cars without Permits	Parked	Empty Spaces	Total Bays	Cars with Permits	Cars without Permits	Parked	Empty Spaces	Total Bays	Cars with Permits	Cars without Permits	Parked	Empty Spaces
08:00	45	41 (91%)	0 (0%)	41 (91%)	4 (9%)	51	41 (80%)	2 (4%)	43 (84%)	3 (6%)	62	46 (74%)	2 (3%)	48 (77%)	14 (23%)
09:00	45	41 (91%)	1 (2%)	42 (93%)	3 (7%)	51	41 (80%)	3 (6%)	44 (86%)	7 (14%)	62	42 (68%)	4 (6%)	46 (74%)	16 (26%)
10:00	45	39 (87%)	0 (0%)	39 (87%)	6 (13%)	51	39 (76%)	5 (10%)	44 (86%)	7 (14%)	62	40 (65%)	5 (8%)	45 (73%)	17 (27%)
11:00	45	38 (84%)	0 (0%)	38 (84%)	7 (16%)	51	38 (75%)	3 (6%)	41 (80%)	10 (20%)	62	38 (61%)	4 (6%)	42 (68%)	20 (32%)
12:00	45	42 (93%)	0 (0%)	42 (93%)	3 (7%)	51	42 (82%)	6 (12%)	48 (94%)	3 (6%)	62	43 (69%)	6 (10%)	49 (79%)	13 (21%)
13:00	45	40 (89%)	0 (0%)	40 (89%)	5 (11%)	51	40 (78%)	5 (10%)	45 (88%)	6 (12%)	62	40 (65%)	5 (8%)	45 (73%)	17 (27%)
14:00	45	40 (89%)	1 (2%)	41 (91%)	4 (9%)	51	41 (80%)	6 (12%)	47 (92%)	4 (8%)	62	41 (66%)	6 (10%)	47 (76%)	15 (24%)
15:00	45	32 (71%)	1 (2%)	33 (73%)	12 (27%)	51	32 (63%)	7 (14%)	39 (76%)	12 (24%)	62	34 (55%)	7 (11%)	41 (66%)	21 (34%)
16:00	45	31 (69%)	0 (0%)	31 (69%)	14 (31%)	51	31 (61%)	6 (12%)	37 (73%)	14 (27%)	62	32 (52%)	7 (11%)	39 (63%)	23 (37%)
17:00	45	31 (69%)	0 (0%)	31 (69%)	14 (31%)	51	31 (61%)	6 (12%)	37 (73%)	14 (27%)	62	34 (55%)	7 (11%)	41 (66%)	21 (34%)
18:00	45	34 (76%)	0 (0%)	34 (76%)	11 (24%)	51	34 (67%)	6 (12%)	40 (78%)	11 (22%)	62	36 (58%)	11 (18%)	47 (76%)	15 (24%)
19:00	45	35 (78%)	0 (0%)	35 (78%)	10 (22%)	51	35 (68%)	6 (12%)	41 (80%)	10 (20%)	62	35 (56%)	12 (19%)	47 (76%)	15 (24%)
20:00	45	38 (84%)	0 (0%)	38 (84%)	7 (16%)	51	38 (75%)	6 (12%)	44 (86%)	7 (14%)	62	43 (69%)	7 (11%)	50 (81%)	12 (19%)
21:00	45	39 (87%)	2 (4%)	41 (91%)	4 (9%)	51	39 (76%)	6 (16%)	47 (92%)	4 (8%)	62	47 (76%)	10 (16%)	57 (92%)	5 (8%)
22:00	45	39 (87%)	1 (2%)	40 (89%)	5 (11%)	51	39 (76%)	6 (12%)	45 (88%)	6 (12%)	62	44 (71%)	12 (19%)	56 (90%)	6 (10%)
23:00	45	39 (87%)	2 (4%)	41 (91%)	4 (9%)	51	39 (76%)	7 (14%)	46 (90%)	5 (10%)	62	44 (71%)	13 (21%)	57 (92%)	5 (8%)

Results not applicable due to restricted waiting hours.


Weather 08.00 - 17.00 - Dry & sunny

17.00 - 20.00 - Wet

20.00 - 23.00 - Dry



Parking Beat Survey for Saturday 12th June 1999 for Campden Hill Square



1380

Time	Resident Bays					Total No. of Residents Bays plus Parking Meters					Total No. of Parking Spaces including Yellow Lines				
	Total Bays	Cars with Permits	Cars without Permits	Parked	Empty Spaces	Total Bays	Cars with Permits	Cars without Permits	Parked	Empty Spaces	Total Bays	Cars with Permits	Cars without Permits	Parked	Empty Spaces
08:00	89	81 (91%)	0 (0%)	81 (91%)	8 (9%)	98	81 (84%)	2 (2%)	83 (86%)	13 (14%)	116	81 (70%)	4 (3%)	85 (73%)	31 (27%)
09:00	89	77 (87%)	0 (0%)	77 (87%)	12 (13%)	98	77 (80%)	3 (3%)	80 (83%)	16 (17%)	116	77 (66%)	3 (3%)	80 (69%)	36 (31%)
10:00	89	69 (78%)	1 (1%)	70 (79%)	19 (21%)	96	69 (72%)	6 (6%)	75 (78%)	21 (22%)	116	69 (59%)	3 (7%)	77 (66%)	39 (34%)
11:00	89	69 (78%)	3 (3%)	72 (81%)	17 (19%)	96	69 (72%)	8 (8%)	77 (80%)	19 (20%)	116	69 (59%)	3 (7%)	77 (66%)	39 (34%)
12:00	89	69 (78%)	0 (0%)	69 (78%)	20 (22%)	98	69 (72%)	6 (6%)	75 (78%)	21 (22%)	116	69 (59%)	3 (5%)	75 (65%)	41 (35%)
13:00	89	65 (73%)	0 (0%)	65 (73%)	24 (27%)	98	65 (68%)	5 (5%)	70 (73%)	26 (27%)	116	65 (56%)	3 (4%)	70 (60%)	46 (40%)
14:00	89	63 (71%)	0 (0%)	63 (71%)	26 (29%)	98	63 (66%)	5 (5%)	68 (71%)	28 (29%)	116	63 (54%)	5 (4%)	68 (59%)	48 (41%)
15:00	89	59 (66%)	1 (1%)	60 (67%)	29 (33%)	98	60 (63%)	5 (5%)	65 (68%)	31 (32%)	116	60 (52%)	6 (5%)	66 (57%)	50 (43%)
16:00	89	59 (66%)	0 (0%)	59 (66%)	30 (34%)	98	59 (61%)	3 (3%)	62 (64%)	34 (35%)	116	59 (51%)	3 (3%)	62 (53%)	54 (47%)
17:00	89	57 (64%)	0 (0%)	57 (64%)	32 (36%)	98	57 (59%)	3 (3%)	60 (62%)	36 (37%)	116	57 (49%)	5 (4%)	62 (53%)	54 (47%)
18:00	89	63 (71%)	0 (0%)	63 (71%)	26 (29%)	98	63 (66%)	4 (4%)	67 (70%)	29 (30%)	116	63 (54%)	4 (3%)	67 (58%)	49 (42%)
19:00	89	59 (66%)	2 (2%)	61 (69%)	28 (31%)	98	59 (61%)	6 (6%)	65 (68%)	31 (32%)	116	60 (52%)	6 (5%)	66 (57%)	50 (43%)
20:00	89	59 (66%)	0 (0%)	59 (66%)	30 (34%)	98	59 (61%)	3 (4%)	63 (66%)	33 (34%)	116	61 (53%)	4 (3%)	65 (56%)	51 (44%)
21:00	89	62 (70%)	2 (2%)	64 (72%)	25 (28%)	98	62 (65%)	7 (7%)	69 (72%)	27 (28%)	116	62 (53%)	10 (9%)	72 (62%)	44 (38%)
22:00	89	71 (80%)	5 (6%)	76 (85%)	13 (15%)	98	72 (75%)	10 (10%)	82 (85%)	14 (15%)	116	74 (64%)	10 (9%)	84 (72%)	32 (28%)
23:00	89	74 (83%)	5 (6%)	79 (89%)	10 (11%)	98	74 (77%)	10 (10%)	84 (87%)	12 (13%)	116	74 (64%)	10 (9%)	84 (72%)	32 (28%)

Results not applicable due to restricted waiting hours.

- Weather 08.00 - 17.00 - Dry & sunny
- 17.00 - 20.00 - Wet
- 20.00 - 23.00 - Dry

Parking Beat Survey for Saturday 12th June 1999 for Hillsleigh Road

1381

Time	Resident Bays					Total No. of Residents Bays plus Parking Meters					Total No. of Parking Spaces Including Yellow Lines				
	Total Bays	Cars with Permits	Cars without Permits	Parked	Empty Spaces	Total Bays	Cars with Permits	Cars without Permits	Parked	Empty Spaces	Total Bays	Cars with Permits	Cars without Permits	Parked	Empty Spaces
08:00	14	13 (93%)	1 (7%)	14 (100%)	0 (0%)	14	13 (93%)	1 (7%)	14 (100%)	0 (0%)	28	15 (54%)	1 (4%)	16 (57%)	12 (43%)
09:00	14	13 (93%)	0 (0%)	13 (93%)	1 (7%)	14	13 (93%)	0 (0%)	13 (93%)	1 (7%)	28	13 (46%)	1 (4%)	14 (50%)	14 (50%)
10:00	14	14 (100%)	0 (0%)	14 (100%)	0 (0%)	14	14 (100%)	0 (0%)	14 (100%)	0 (0%)	28	14 (50%)	2 (7%)	16 (57%)	12 (43%)
11:00	14	14 (100%)	0 (0%)	14 (100%)	0 (0%)	14	14 (100%)	0 (0%)	14 (100%)	0 (0%)	28	14 (50%)	0 (0%)	14 (50%)	14 (50%)
12:00	14	13 (93%)	0 (0%)	13 (93%)	1 (7%)	14	13 (93%)	0 (0%)	13 (93%)	1 (7%)	28	14 (50%)	1 (4%)	15 (54%)	13 (46%)
13:00	14	14 (100%)	0 (0%)	14 (100%)	0 (0%)	14	14 (100%)	0 (0%)	14 (100%)	0 (0%)	28	14 (50%)	0 (0%)	14 (50%)	14 (50%)
14:00	14	14 (100%)	0 (0%)	14 (100%)	0 (0%)	14	14 (100%)	0 (0%)	14 (100%)	0 (0%)	28	16 (57%)	2 (7%)	18 (64%)	10 (36%)
15:00	14	14 (100%)	0 (0%)	14 (100%)	0 (0%)	14	14 (100%)	0 (0%)	14 (100%)	0 (0%)	28	17 (61%)	3 (11%)	20 (71%)	8 (29%)
16:00	14	12 (86%)	0 (0%)	12 (86%)	2 (14%)	14	12 (86%)	0 (0%)	12 (86%)	2 (14%)	28	14 (50%)	1 (4%)	15 (54%)	13 (46%)
17:00	14	12 (86%)	0 (0%)	12 (86%)	2 (14%)	14	12 (86%)	0 (0%)	12 (86%)	2 (14%)	28	14 (50%)	4 (14%)	18 (64%)	10 (36%)
18:00	14	12 (86%)	0 (0%)	12 (86%)	2 (14%)	14	12 (86%)	0 (0%)	12 (86%)	2 (14%)	28	14 (50%)	2 (7%)	16 (57%)	12 (43%)
19:00	14	10 (71%)	0 (0%)	10 (71%)	4 (29%)	14	10 (71%)	0 (0%)	10 (71%)	4 (29%)	28	12 (43%)	1 (4%)	13 (46%)	15 (54%)
20:00	14	10 (71%)	0 (0%)	10 (71%)	4 (29%)	14	10 (71%)	0 (0%)	10 (71%)	4 (29%)	28	10 (36%)	4 (14%)	14 (50%)	14 (50%)
21:00	14	11 (79%)	0 (0%)	11 (79%)	3 (21%)	14	11 (79%)	0 (0%)	11 (79%)	3 (21%)	28	15 (54%)	4 (14%)	19 (68%)	9 (32%)
22:00	14	13 (93%)	0 (0%)	13 (93%)	1 (7%)	14	13 (93%)	0 (0%)	13 (93%)	1 (7%)	28	14 (50%)	4 (14%)	18 (64%)	10 (36%)
23:00	14	13 (93%)	0 (0%)	13 (93%)	1 (7%)	14	13 (93%)	0 (0%)	13 (93%)	1 (7%)	28	14 (50%)	4 (14%)	18 (64%)	10 (36%)

Results not applicable due to restricted waiting hours.

Weather 08.00 - 17.00 - Dry & sunny  
 17.00 - 20.00 - Wet  
 20.00 - 23.00 - Dry

1382



**APPENDIX C**

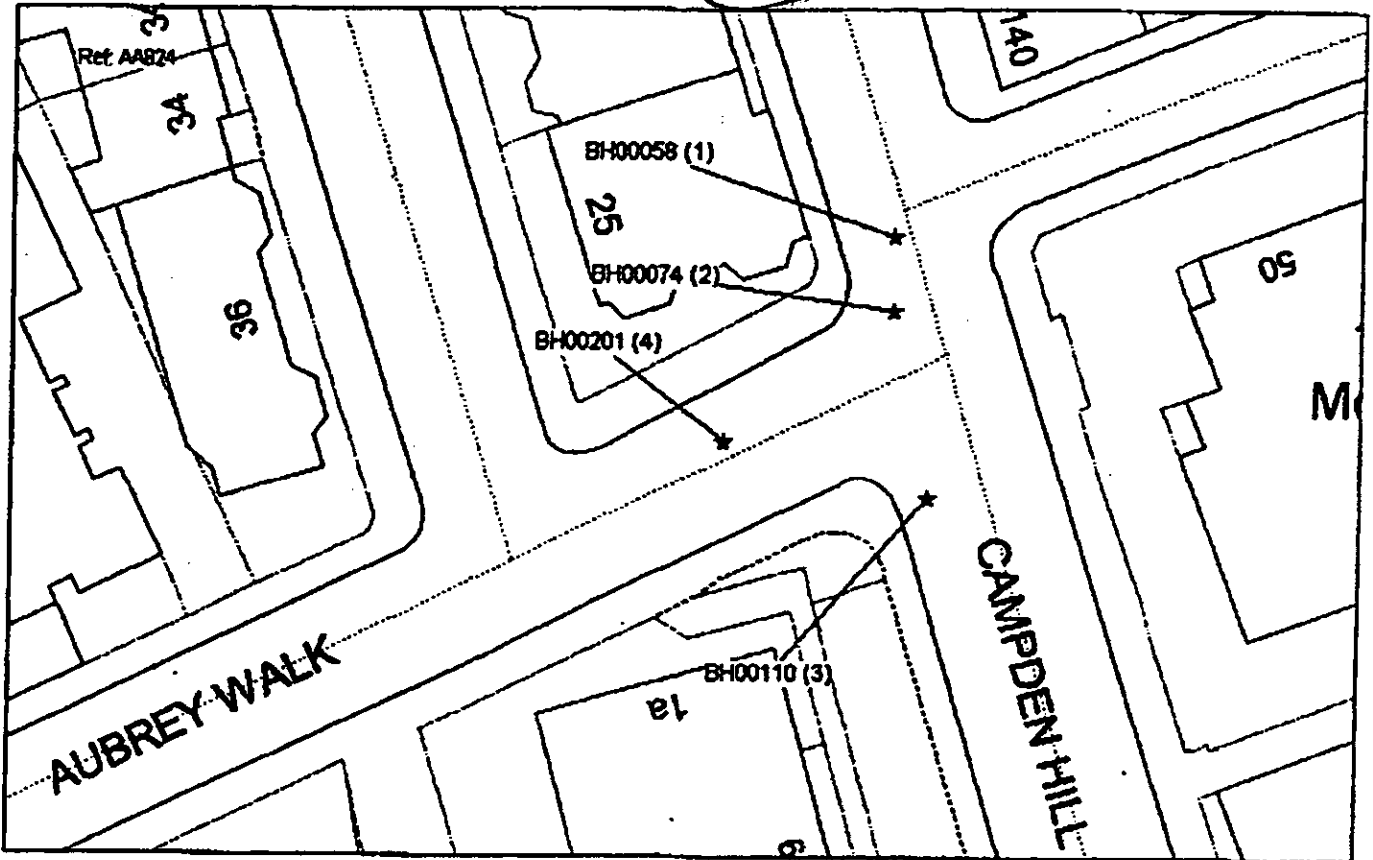
**Accidents Aubrey Walk/Campden Hill Road/Kensington Place  
1.1.96 to 31.12.98**

Accidents between dates 01/01/1996 and 31/12/1998 (36 months)  
Selected by:

1383

43

Site Diagram



Accidents between dates 01/01/1996 and 31/12/1998 (36 months)  
Selected by: CAMPDEN HILL ROAD/AUREY WALK

1384

~~1384~~

	1	2	3	4
Police Ref.	BH000581997	BH000741997	BH001101998	BH002011998
Day	Sat	Fri	Thur	Thur
Date	08/03/1997	14/03/1997	23/04/1998	30/07/1998
Time	0101	1120	1540	2137
Visibility	Dark	Light	Light	Dark
Road Condition	Dry	Dry	Wet/Rain	Wet/Rain
Severity	Slight	Slight	Slight	Slight
Conflict				
Pedestrians	0	0	NOT ON 1 X-ING	0
Manoeuvre	S = STOPPED None VEHICLE	Right	None	Left - avoiding parked vehicles
Easting	525077	525077	525079	525068
Northing	180214	180210	180200	180203

Percentages

Pedestrian	25
Wet	50
Dark	50

Yearly Figures

Year	Slight	Serious	Fatal	Total
1997	2	0	0	2
1998	2	0	0	2
Total	4	0	0	4

01635-37268

1385



**APPENDIX D**

**ATC Data**

MAY 99 ATC

1 01/06/99

LONDON RESEARCH CENTRE - TRAFFIC SURVEYS UNIT (0171-787 5682)

TRANSPAC Version 5.1J

CC173W

Location : Aubrey Walk (westbound)

386

~~418~~

Weekly print for week beginning : 22/05/99

Start hour	Saturday 22/05/99 Weekend	Sunday 23/05/99 Weekend	Monday 24/05/99	Tuesday 25/05/99	Wednesday 26/05/99	Thursday 27/05/99	Friday 28/05/99	Average Week-day	Average Day
0	22	30	12	9	18	16	11	13.	17.
1	7	10	3	3	6	6	6	5.	6.
2	6	4	3	1	0	1	3	2.	3.
3	4	8	1	5	3	5	3	3.	4.
4	5	4	5	5	4	0	2	3.	4.
5	3	3	3	6	7	8	4	6.	5.
6	7	4	14	13	10	13	11	12.	10.
7	8	6	27	30	31	33	36	31.	24.
8	18	3	73	66	61	56	65	64.	49.
9	26	26	55	60	63	73	51	60.	51.
10	53	28	43	51	63	35	59	50.	47.
11	43	26	54	57	60	43	64	56.	50.
12	58	36	75	82	80	57	82	75.	67.
13	45	49	47	65	72	61	90	67.	61.
14	42	36	62	63	65	60	68	64.	57.
15	40	33	74	89	71	79	119	86.	72.
16	43	41	100	78	96	76	88	88.	75.
17	41	61	68	79	180	96	63	97.	84.
18	31	44	57	76	126	78	62	80.	68.
19	26	31	45	51	67	57	45	53.	46.
20	18	38	33	48	42	58	43	45.	40.
21	18	10	26	23	25	28	29	26.	23.
22	25	19	19	22	27	25	13	21.	21.
23	22	12	11	17	32	19	20	20.	19.
12-HR.									
0700-1859	448.	389.	735.	796.	968.	747.	847.	819.	704.
TOTALS									
16-HR.									
0600-2159	517.	472.	853.	931.	1112.	903.	975.	955.	823.
TOTALS									
18-HR.									
0600-2359	564.	503.	883.	970.	1171.	947.	1008.	996.	864.
TOTALS									
24-HR.									
0000-2359	611.	562.	910.	999.	1209.	983.	1037.	1028.	902.
TOTALS									
† Average	67.8	62.3	100.9	110.8	134.1	109.0	115.0	114.0	100.0
Day of week									
† Average	59.5	54.7	88.6	97.2	117.7	95.7	100.9	100.0	87.7
Week-day									


1 01/06/99

LONDON RESEARCH CENTRE - TRAFFIC SURVEYS UNIT (0171-787 5682)

: TRANSPAC Version 5.17

CC173E

Location : Aubrey Walk (eastbound)



1387

Weekly print for week beginning : 22/05/99

Start hour	Saturday 22/05/99 Weekend	Sunday 23/05/99 Weekend	Monday 24/05/99	Tuesday 25/05/99	Wednesday 26/05/99	Thursday 27/05/99	Friday 28/05/99	Average Week-day	Average Day
0	10	8	4	5	6	6	5	5.	6.
1	5	4	4	1	1	0	0	1.	2.
2	3	4	1	0	0	0	1	0.	1.
3	2	5	0	1	2	2	2	1.	2.
4	4	1	0	1	0	0	1	0.	1.
5	4	2	3	3	2	3	3	3.	3.
6	3	3	11	6	10	10	9	9.	7.
7	6	9	29	32	26	34	25	29.	23.
8	12	7	76	73	58	75	54	67.	51.
9	26	13	43	43	40	49	58	47.	39.
10	36	15	37	34	50	26	40	37.	34.
11	32	36	34	36	43	56	46	43.	40.
12	52	37	51	40	48	47	38	45.	45.
13	31	21	41	39	56	34	37	41.	37.
14	24	18	41	42	37	46	33	40.	34.
15	13	26	52	57	67	49	46	54.	44.
16	20	24	43	34	52	35	58	44.	38.
17	27	27	47	36	57	39	35	43.	38.
18	16	21	33	27	61	39	30	38.	32.
19	15	23	33	45	24	47	19	34.	29.
20	13	23	28	31	24	29	17	26.	24.
21	10	13	8	17	18	18	14	15.	14.
22	12	6	9	11	10	4	8	8.	9.
23	5	8	1	16	13	13	8	10.	9.
12-HR.									
0700-1859	295.	254.	527.	493.	595.	529.	500.	529.	456.
TOTALS									
16-HR.									
0600-2159	336.	316.	607.	592.	671.	633.	559.	612.	531.
TOTALS									
18-HR.									
0600-2359	353.	330.	617.	619.	694.	650.	575.	631.	548.
TOTALS									
24-HR.									
0000-2359	381.	354.	629.	630.	705.	661.	587.	642.	564.
TOTALS									
‡ Average	67.6	62.8	111.6	111.7	125.0	117.2	104.1	113.9	100.0
Day of week									
‡ Average	59.3	55.1	97.9	98.1	109.7	102.9	91.4	100.0	87.8
Week-day									



SEPT 97 ATC

1388



PCC - Weekly Volumetric & Class Flows:- Aubrey Walk - KCCC173  
 Week Beginning:- Monday 29 September 1997  
 Site Reference:- KCCC173  
 Vehicle Flow:- CHAMHEL 1 - Westbound

HOOR ENDS	DAYS							5 DAY AVERAGE. VALUE ‡	7 DAY AVERAGE. VALUE ‡
	Monday	Tuesday	Wednesday	Thursday	Friday	Saturday	Sunday		
1	11	12	12	16	13	21	15	13 1.17	14 1.42
2	3	3	5	7	10	10	8	6 0.51	7 0.65
3	2	3	4	4	2	5	17	3 0.27	5 0.52
4	2	4	1	4	3	5	8	3 0.26	4 0.38
5	2	4	5	4	5	4	2	4 0.36	4 0.37
6	10	5	7	8	5	2	4	7 0.64	6 0.58
7	6	10	17	13	9	10	11	11 1.00	11 1.08
8	21	25	33	20	25	8	6	25 2.26	20 1.96
9	62	76	73	87	84	14	8	76 6.96	58 5.73
10	87	99	91	54	94	37	14	85 7.74	68 6.75
11	50	24	44	39	55	47	24	42 3.86	40 4.01
12	51	60	53	66	59	51	33	58 5.27	53 5.29
13	53	75	77	68	60	60	40	67 6.07	62 6.14
14	41	66	78	76	79	80	57	68 6.20	68 6.76
15	68	70	73	63	57	121	45	66 6.03	71 7.04
16	90	109	121	100	83	101	48	101 9.17	93 9.24
17	123	101	100	87	109	85	43	104 9.48	93 9.18
18	99	90	88	87	86	101	56	90 8.20	87 8.60
19	96	90	120	87	82	114	50	95 8.66	91 9.06
20	55	61	62	63	52	41	26	59 5.34	51 5.10
21	46	45	36	51	38	18	25	43 3.94	37 3.67
22	31	23	23	34	23	19	13	27 2.44	24 2.35
23	34	22	12	24	18	12	22	22 2.00	21 2.04
24	27	18	24	27	24	12	15	24 2.19	21 2.08

TOTALS

12 HOUR	841	885	951	834	873	819	424
16 HOUR	979	1024	1089	995	995	907	499
18 HOUR	1040	1064	1125	1046	1037	931	536
24 HOUR	1070	1095	1159	1089	1075	978	590

AVERAGE TOTALS

12 HOUR	70	74	79	69	73	68	35	877	79.88	804	79.75
16 HOUR	61	64	68	62	62	57	31	1016	92.60	927	91.95
18 HOUR	58	59	63	58	58	52	30	1062	96.79	968	96.07
24 HOUR	45	46	48	45	45	41	25	1098	100.00	1008	100.00

TOTAL VEHICLE CATEGORIES 24 Hour

CAR/VAN	1021	1052	1112	1048	1023	943	583	1051	95.77	969	96.12
OGV1/BUS	41	40	40	32	39	28	6	38	3.50	32	3.20
OGV2	8	3	7	9	13	7	1	8	0.73	7	0.68

1389

~~1389~~

PCC - Weekly Volumetric & Class Flows:- Aubrey Walk - KCCC173  
 Week Beginning:- Monday 29 September 1997  
 Site Reference:- KCCC173  
 Vehicle Flow:- CHANNEL 2 - Eastbound

HOOR ENDS	DAYS							5 DAY AVERAGE VALUE ‡	7 DAY AVERAGE VALUE ‡
	Monday	Tuesday	Wednesday	Thursday	Friday	Saturday	Sunday		
1	4	4	7	8	3	5	8	5 0.78	6 0.92
2	3	0	4	7	0	4	6	3 0.42	3 0.57
3	1	2	3	4	2	4	6	2 0.36	3 0.52
4	1	0	0	0	2	3	5	1 0.09	2 0.26
5	2	4	3	4	3	1	3	3 0.48	3 0.47
6	9	3	3	3	6	3	4	5 0.72	4 0.73
7	13	15	16	12	8	6	3	13 1.91	10 1.73
8	23	28	23	45	32	13	3	30 4.51	24 3.95
9	105	95	109	78	79	17	6	93 13.92	70 11.56
10	49	62	61	52	68	32	19	58 8.72	49 8.11
11	30	17	36	50	41	31	22	35 5.20	32 5.37
12	40	38	29	40	43	38	27	38 5.68	36 6.03
13	33	36	39	43	27	38	35	36 5.32	36 5.93
14	39	44	38	37	24	37	32	36 5.44	36 5.93
15	38	40	31	35	41	27	26	37 5.53	34 5.63
16	53	42	59	47	58	32	33	52 7.74	46 7.66
17	47	40	40	37	37	47	29	40 6.01	40 6.55
18	42	46	48	46	45	32	12	45 6.78	39 6.41
19	40	48	47	51	31	49	29	43 6.48	42 6.97
20	22	32	36	31	31	24	23	30 4.54	28 4.70
21	24	16	18	23	26	25	20	21 3.20	22 3.59
22	19	15	13	19	14	14	13	16 2.39	15 2.53
23	19	8	9	16	15	9	15	13 2.00	13 2.15
24	7	13	12	17	11	8	5	12 1.79	10 1.73

TOTALS

12 HOUR	539	536	560	561	526	393	273
16 HOUR	617	614	643	646	605	462	332
18 HOUR	643	635	664	679	631	479	352
24 HOUR	663	648	684	705	647	499	384

AVERAGE TOTALS

12 HOUR	45	45	47	47	44	33	23	544 81.33	484 80.09
16 HOUR	39	38	40	40	38	29	21	625 93.37	560 92.65
18 HOUR	36	35	37	38	35	27	20	650 97.16	583 96.52
24 HOUR	28	27	28	29	27	21	16	669 100.00	604 100.00

TOTAL VEHICLE CATEGORIES 24 Hour

CAR/VAN	635	620	657	671	624	488	379	641 95.82	582 96.31
OGV1/BUS	25	23	23	31	20	8	5	24 3.65	19 3.19
OGV2	3	5	4	3	3	3	0	4 0.54	3 0.50

1390



**APPENDIX E**

**Updated Junction Assessments**