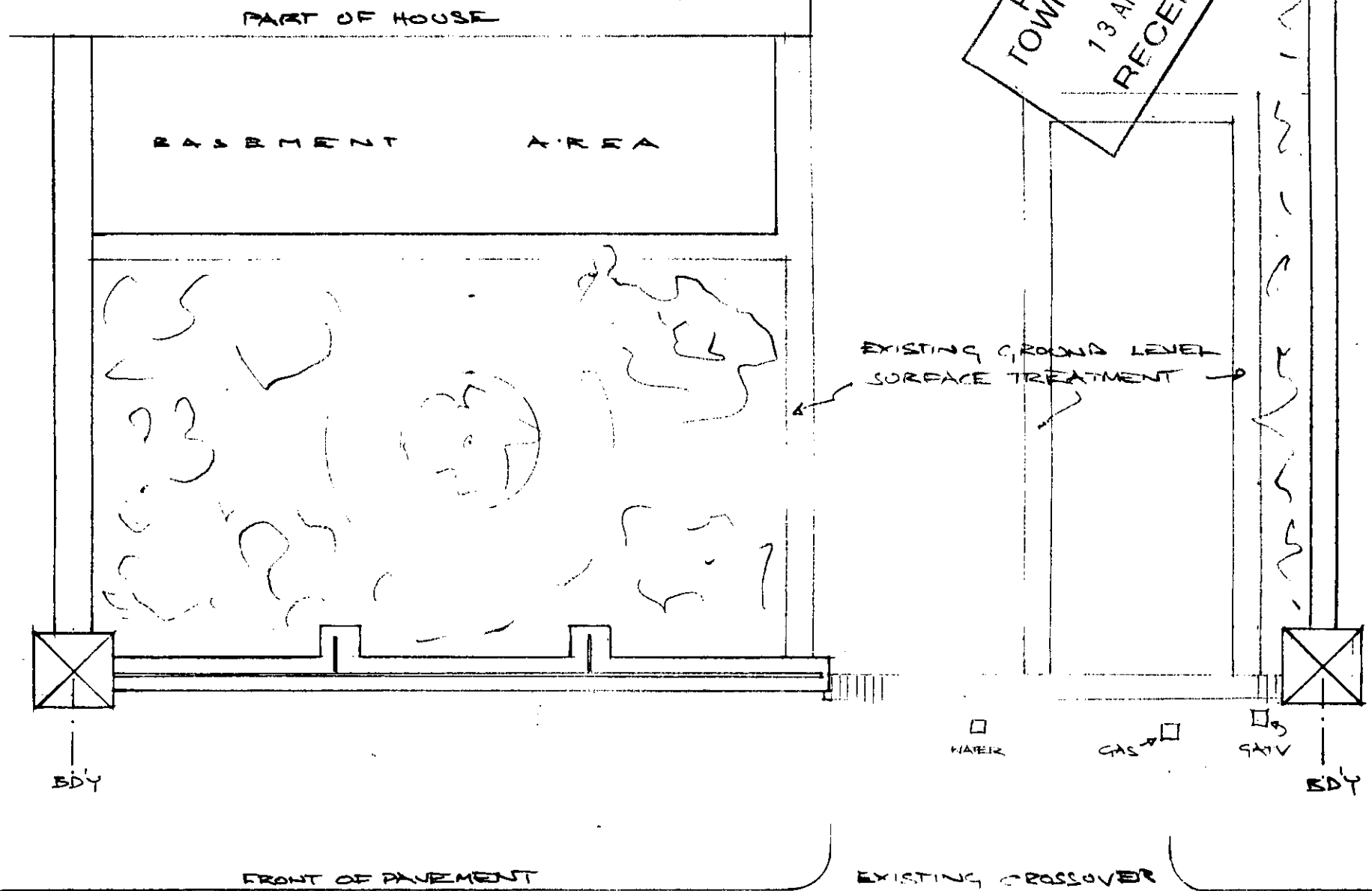



R. B. K. & C.  
TOWN PLANNING  
13 APR 1989  
RECEIVED



PLAN



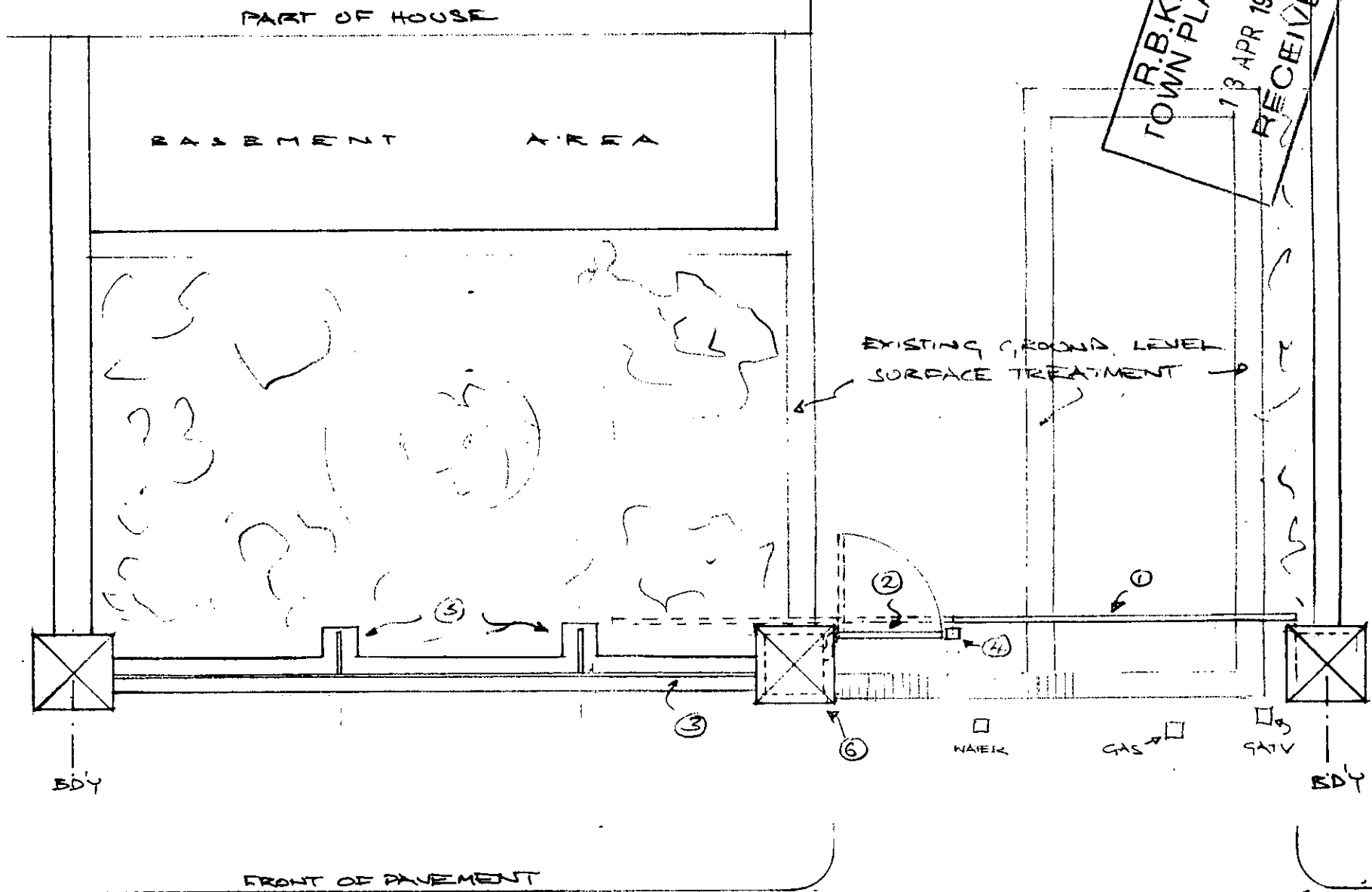
ELEVATION

1:1	0	10mm	20	30	40	50	60	70	80	90	100	110			
1:100	0	1m	2	3	4	5	6	7	8	9	10	11			
1:5	0	100mm	200	300	400	500									
1:50	0	1m	2	3	4	5									
1:20	0	200mm	400	600	800	1000	1200	1400	1600	1800	2000	2200			
1:200	0	2m	4	6	8	10	12	14	16	18	20	22			
1:1250	0	10m	20	30	40	50	60	70	80	90	100	110	120	130	140
1:2500	0	20m	40	60	80	100	120	140	160	180	200	220	240	260	280

DELEGATED  
APPROVAL  
1 JUN 1989

**ANTHONY WISE ARCHITECTS**  
40 BERESFORD ROAD, LONDON N5 2HZ  
TEL/FAX: 0171 3594776  
CLIENT: MR & MRS IRVINE  
PROJECT: 74 TREGUNTER RD SW16  
DRAWING: FRONT BOUNDARY TREATMENT - EXISTING  
SCALE: 1:50      DATE: 4/89      DWG. NO: TR/05  
CHECK ALL SITE DIMENSIONS

R.B.K. & C.  
TOWN PLANNING  
13 APR 1999  
RECEIVED

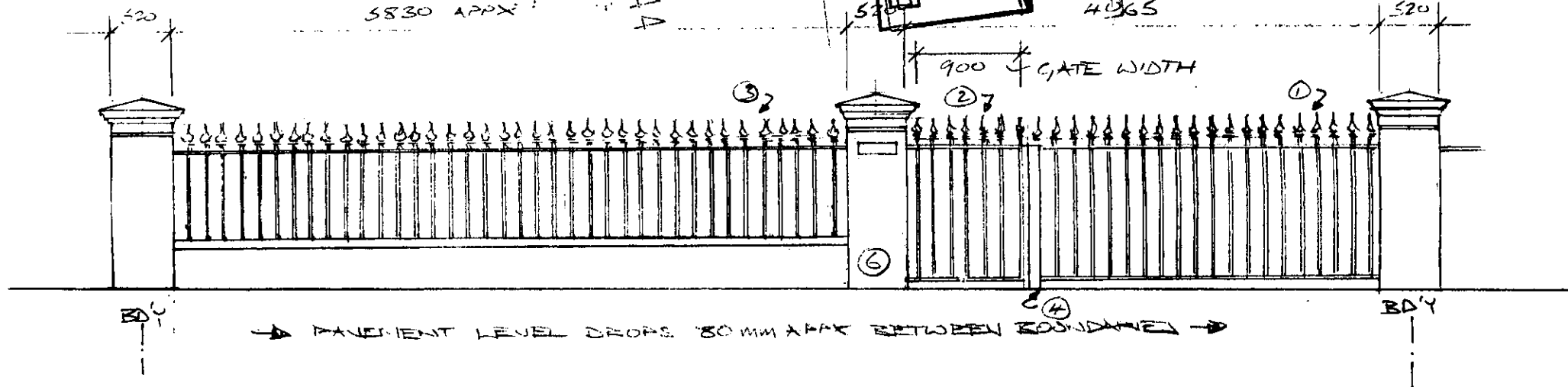


PLAN

RIGHT HAND SIDE (FROM STREET)  
OF EXISTING CROSSOVER  
RELOCATED

DELEGATED  
APPROVAL  
1 JUN 1999

2



ELEVATION

- ①: NEW ELECTRICALLY OPERATED SLIDING GATE. ②: NEW PEDESTRIAN GATE
- ③: NEW RAILINGS. ①, ②, ③: ALL IN IRON RAILINGS 25mm  $\phi$  @ 150 CENTRES WITH SPEAR FINIAL AS SHOWN IN PHOTOSHEET TR/03
- ④: STEEL STANCHION TO HOUSE GATE (②) LATCH: ALL THE ABOVE IN BLACK.
- ⑤: ALTERED/RELOCATED BOUNDARY WALL RETURNS TO PROVIDE IRON BRACING SUPPORT TO NEW RAILINGS. ⑥: NEW PIER & COPING TO MATCH EXISTING, HOUSES LETTER BOX & ENTRYPHONE

ANTHONY WISE ARCHITECTS  
40 BERESFORD ROAD, LONDON N5 2HZ  
TEL/FAX: 0171 3594776  
CLIENT: MR & MRS IRVINE  
PROJECT: 74 TREGUNTER RD SW10  
DRAWING FRONT BOUNDARY TREATMENT - EXISTING  
SCALE: 1:50 DATE: 4/99 DWG. NO: TR/06  
CHECK ALL SITE DIMENSIONS

