PP/02/01324	Lots Road Power Station And Chelsea Creek 31- 41
PP/02/01324	Lots Road Power Station And Chelsea Creek 32- 41
PP/02/01324	Lots Road Power Station And Chelsea Creek 33- 41
PP/02/01324	Lots Road Power Station And Chelsea Creek 34- 41
PP/02/01324	Lots Road Power Station And Chelsea Creek 35- 41
PP/02/01324	Lots Road Power Station And Chelsea Creek 36- 41
PP/02/01324	Lots Road Power Station And Chelsea Creek 37- 41
PP/02/01324	Lots Road Power Station And Chelsea Creek 38- 41
PP/02/01324	Lots Road Power Station And Chelsea Creek 39- 41
PP/02/01324	Lots Road Power Station And Chelsea Creek 40- 41
PP/02/01324	Lots Road Power Station And Chelsea Creek 41- 41

ROYAL BOROUGH OF KENSINGTON AND CHELSEA

38

CONDITION 12

DOCUMENT TYPE

SUPERSEDED DRAWINGS

APPLICATIONS

3

LATE UPDATE

PP/02/01324

PP/02/01324

Lots Road Power Station And Chelsea Creek

Due to case file size the content has been broken down and scanned in sections as denoted.

Index of content of case files

File Number: Content of File:

- 01-10 Council Case
- 11- 13 Refused Drawings
- 14 -17 Amended Drawings
- 18-19 Hammersmith And Fulham Plans
- 20-21 CD of Planning Drawings
- 22 Other Docs
- 23 Baily Bridge
- 24 Officers Notes and Other Correspondents
- 25 Condition 5
- 26 Condition 6
- 27 Condition 7
- 28 Condition 9
- 29 CONFIDENTIAL DOCS
- 30 Condition II
- 31 Condition II
- 32 Condition 12
- 33 Condition 12
- 34 Condition 12 -CONFIDENTAIL DOCS
- 35 Condition 12 -Superseded Docs
- 36 Condition 12 -Superseded Docs
- 37 Condition 12 -Superseded Drawings
- 38 Condition 12 -Superseded Drawings
- 39 Condition 25
- 40 Condition 25 + 29
- 41 Condition 27



SECTION A-A' THROUGH CREEKSIDE GARDENS TO BLOCK KC3
SCALE 1-50

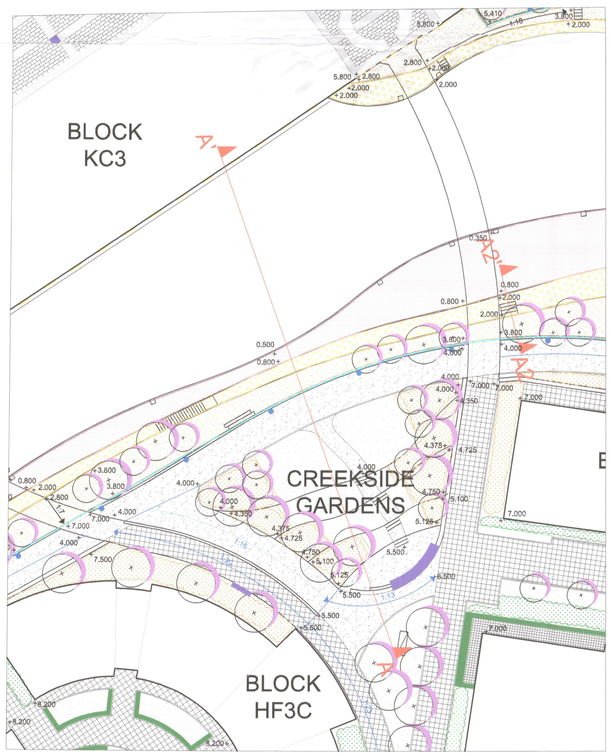

LOCATION PLAN

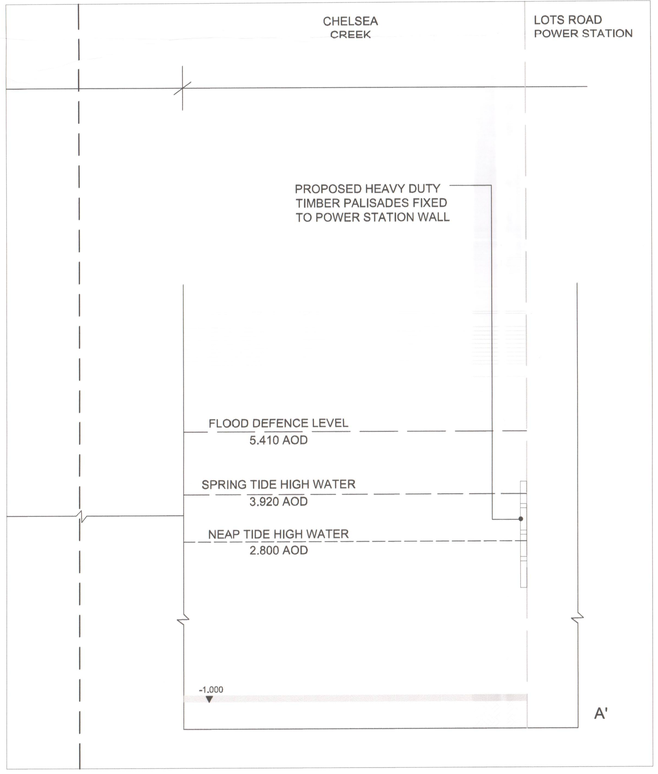

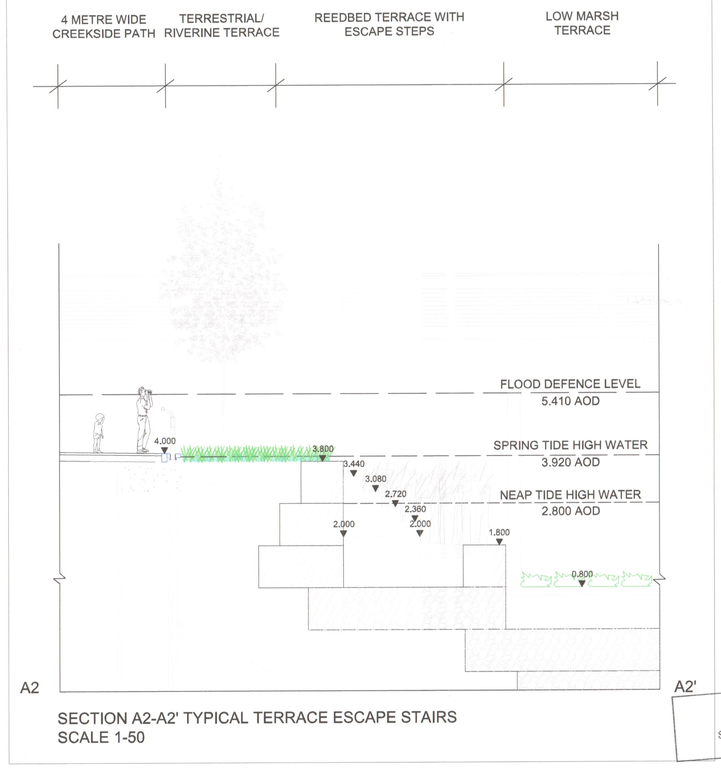

SECTION A2-A2' TYPICAL TERRACE ESCAPE STAIRS
SCALE 1-50

NOTES

FOR CREEK WALL & STRUCTURAL DESIGN REFER TO ENGINEERS DRAWINGS

GENERAL NOTES

1. Do not scale drawing.
2. All setting out, levels and dimensions to be agreed on site.
3. The dimensions of all materials must be checked on site before being laid out.
4. This drawing must be read with the relevant specification clauses and detail drawings.
5. Order of construction and setting out to be agreed on site.

R.B.K.C.
SUPERSEDED

EX DIR	HDC	TP	CAC	AD	CLU	AO AK
R.B.K.C.	10 DEC 2007				PLANNING	
N	C	S		APP	IO	REC
HBS			ARB	FPN	DBS	FEES

Project	Drawing Title	Revision	Date
LOTS ROAD DEVELOPMENT	SCHEMATIC SECTION A-A'	R01 - Section Updated	27-07-07
		R02- Drawing amended to take account of consultee responses.	27-11-07

Dimensions to be verified on site.
Figured dimensions to take preference to those scaled.
Any areas indicated on this drawing are for guidance only.
No responsibility is taken for their accuracy.

Client
WHAMPOA
Address: 5 Hester Road, London, SW11 4AN
Telephone: 020 7350 5640

Consultant
TOWNSHEND Landscape Architects
Unit 3A Zetland House
London EC2A 4HJ
Telephone: 020 7729 9333 Fax: 020 7729 3300
E-Mail: tla@townshendla.com

Project No.	Scale	Approved By	Drawing No.	Revision
352	1-50	DP	TOWN352(08)7001	R02
Date	Drawing Size	Drawn By		
JUL 07	A0	AA		

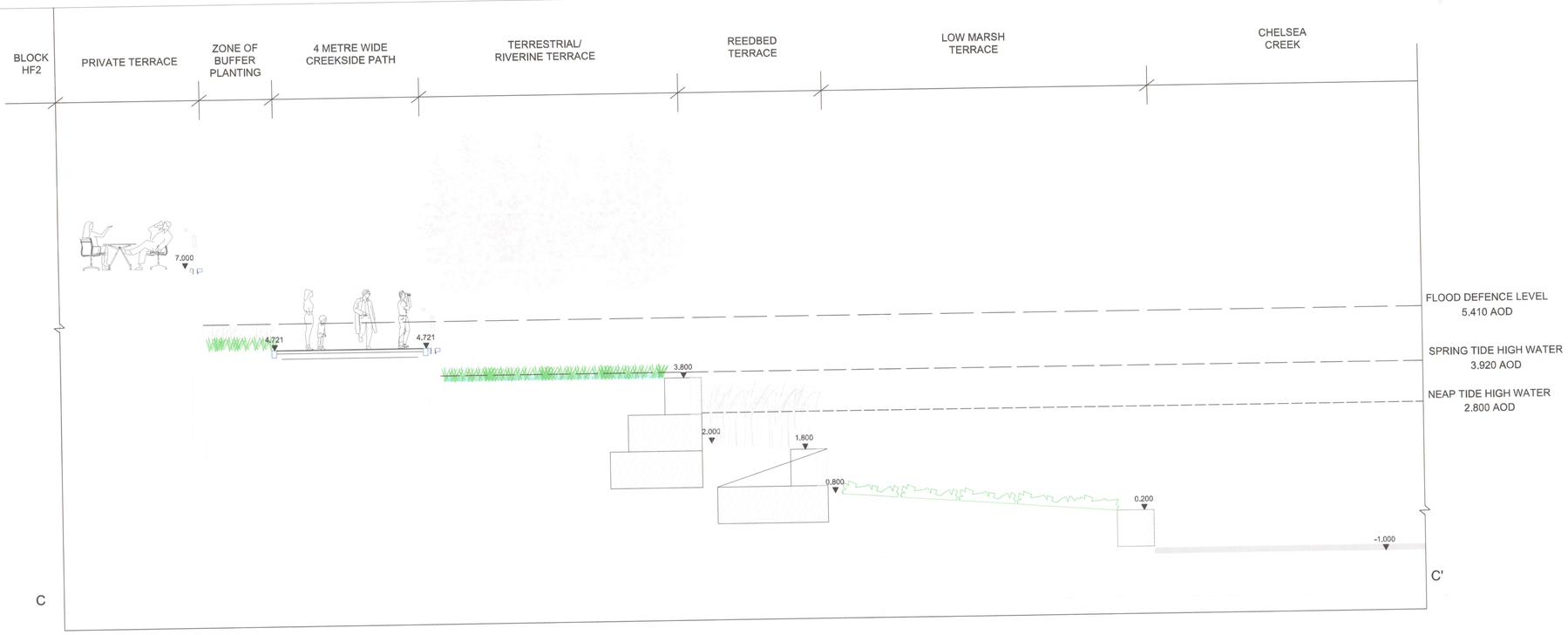

SECTION C-C' FROM BLOCK HF2 THROUGH CHELSEA CREEK
SCALE 1-50

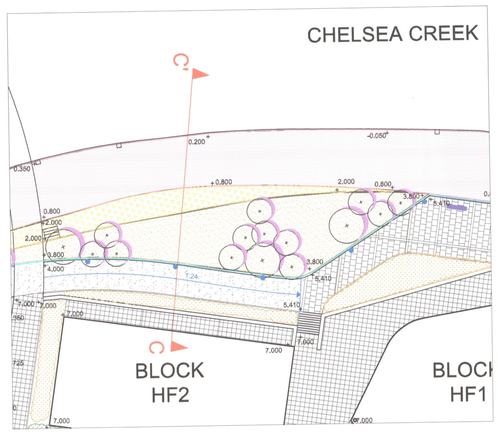

LOCATION PLAN

NOTES

FOR CREEK WALL & STRUCTURAL DESIGN REFER TO ENGINEERS DETAIL

GENERAL NOTES

1. Do not scale drawing.
2. All setting out, levels and dimensions to be agreed on site.
3. The dimensions of all materials must be checked on site before being laid out.
4. This drawing must be read with the relevant specification clauses and detail drawings.
5. Order of construction and setting out to be agreed on site.

R.B.K.C. SUPERSEDED

EX DIR | HDC | TP | CAC | AD | CLU | AO AK
R.B.K.C. 10 DEC 2007 PLANNING
N | C | S | APP | IO | REC
HBS | ARB | FPLN | DES | FEES

Project	Drawing Title	Revision	Date
LOTS ROAD DEVELOPMENT	SCHEMATIC SECTION C-C'	R01 - Section Updated	26-07-07
		R02 - Drawing amended to take account of consultee responses.	27-07-07

Dimensions to be verified on site.
Figured dimensions to take preference to those scaled.
Any areas indicated on this drawing are for guidance only.
No responsibility is taken for their accuracy.

Client
WHAMPOA
Address: 5 Hester Road, London, SW11 4AN
Telephone: 020 7350 5640

Consultant
TOWNSHEND Landscape Architects
Unit 3A Zetland House
London EC2A 4HJ
Telephone: 020 7729 9333 Fax: 020 7729 3300
E-Mail tla@townshendla.com

Project No.	Scale	Approved By	Drawing No.	Revision
352	1-50	DP	TOWN352(08)7003	R02
Date	Drawing Size	Drawn By		
JUL 07	A0	AA		

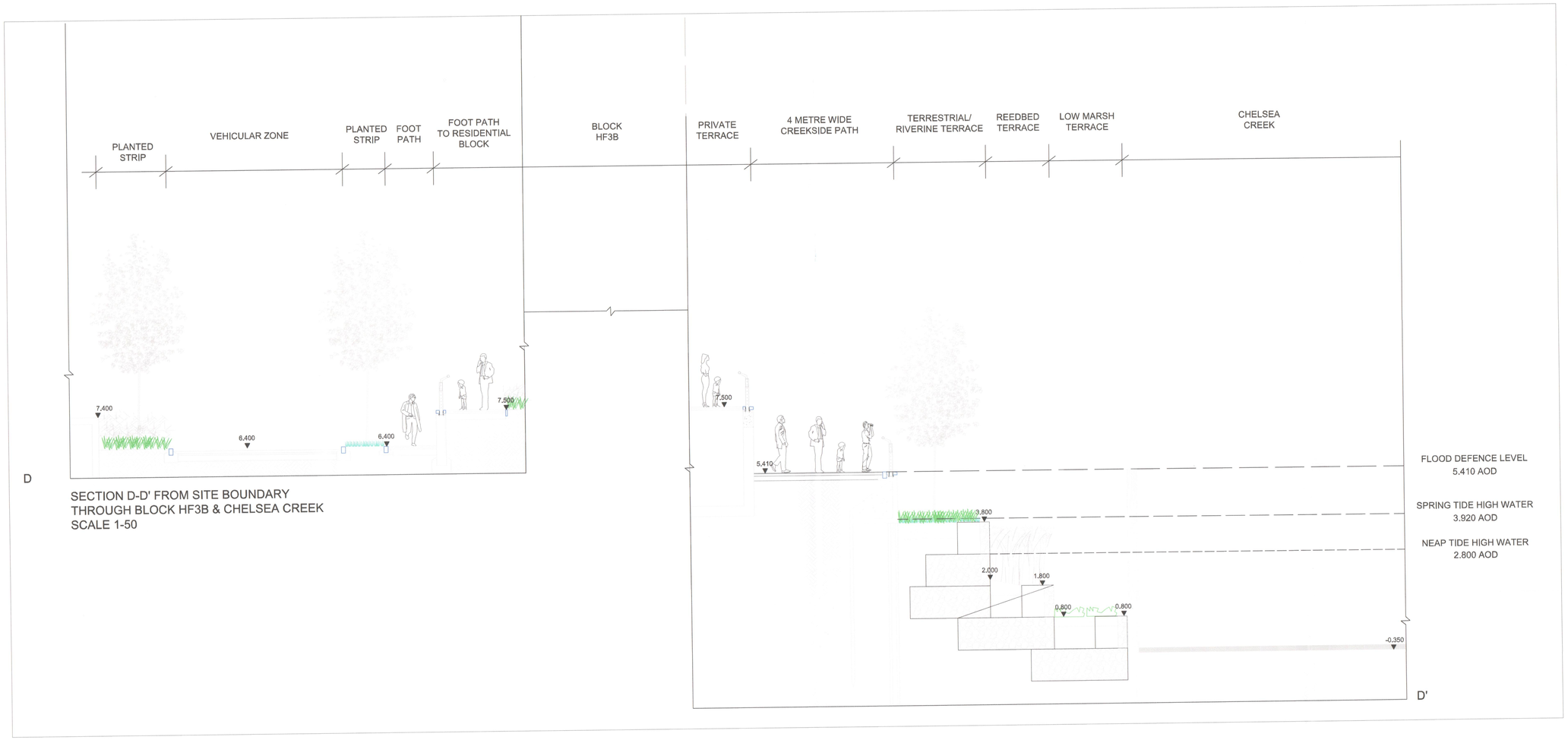

SECTION D-D' FROM SITE BOUNDARY
THROUGH BLOCK HF3B & CHELSEA CREEK
SCALE 1-50

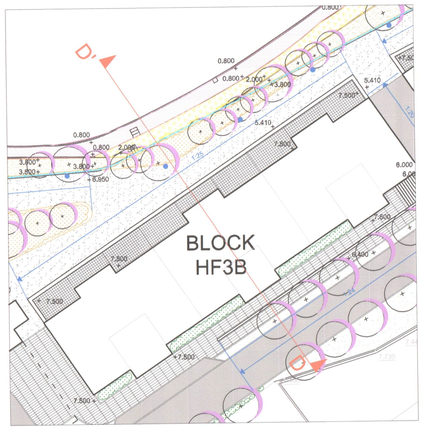

LOCATION PLAN

NOTES

FOR CREEK WALL & STRUCTURAL DESIGN REFER TO ENGINEERS DRAWINGS

GENERAL NOTES

1. Do not scale drawing.
2. All setting out, levels and dimensions to be agreed on site.
3. The dimensions of all materials must be checked on site before being laid out.
4. This drawing must be read with the relevant specification clauses and detail drawings.
5. Order of construction and setting out to be agreed on site.

R.B.K.C.
SUPERSEDED

EX DR. | DDC | TP | CC | AD | CLU | AO AK
R.B. K.C. | 10 DEC 2007 | PLANNING
N | C | S | APP | IO | REC
HBS | ARB | FLN | DES | FEES

Project	Drawing Title
LOTS ROAD DEVELOPMENT	SCHEMATIC SECTION D-D'

Revision	Date
R01 - Section Updated	27-07-07
R02 - Drawing amended to take account of consultee responses.	27-11-07

Dimensions to be verified on site.
Figured dimensions to take preference to those scaled.
Any areas indicated on this drawing are for guidance only.
No responsibility is taken for their accuracy.

Client
WHAMPOA
Address: 5 Hester Road, London, SW11 4AN
Telephone: 020 7350 5640

Consultant
TOWNSHEND Landscape Architects
Unit 3A Zetland House
London EC2A 4HJ
Telephone: 020 7729 9333 Fax: 020 7729 3300
E-Mail: ta@townshendla.com

Project No.	Scale	Approved By	Drawing No.	Revision
352	1-50	DP	TOWN352(08)7004	R02
Date	Drawing Size	Drawn By		
JUL 07	A0	AA		

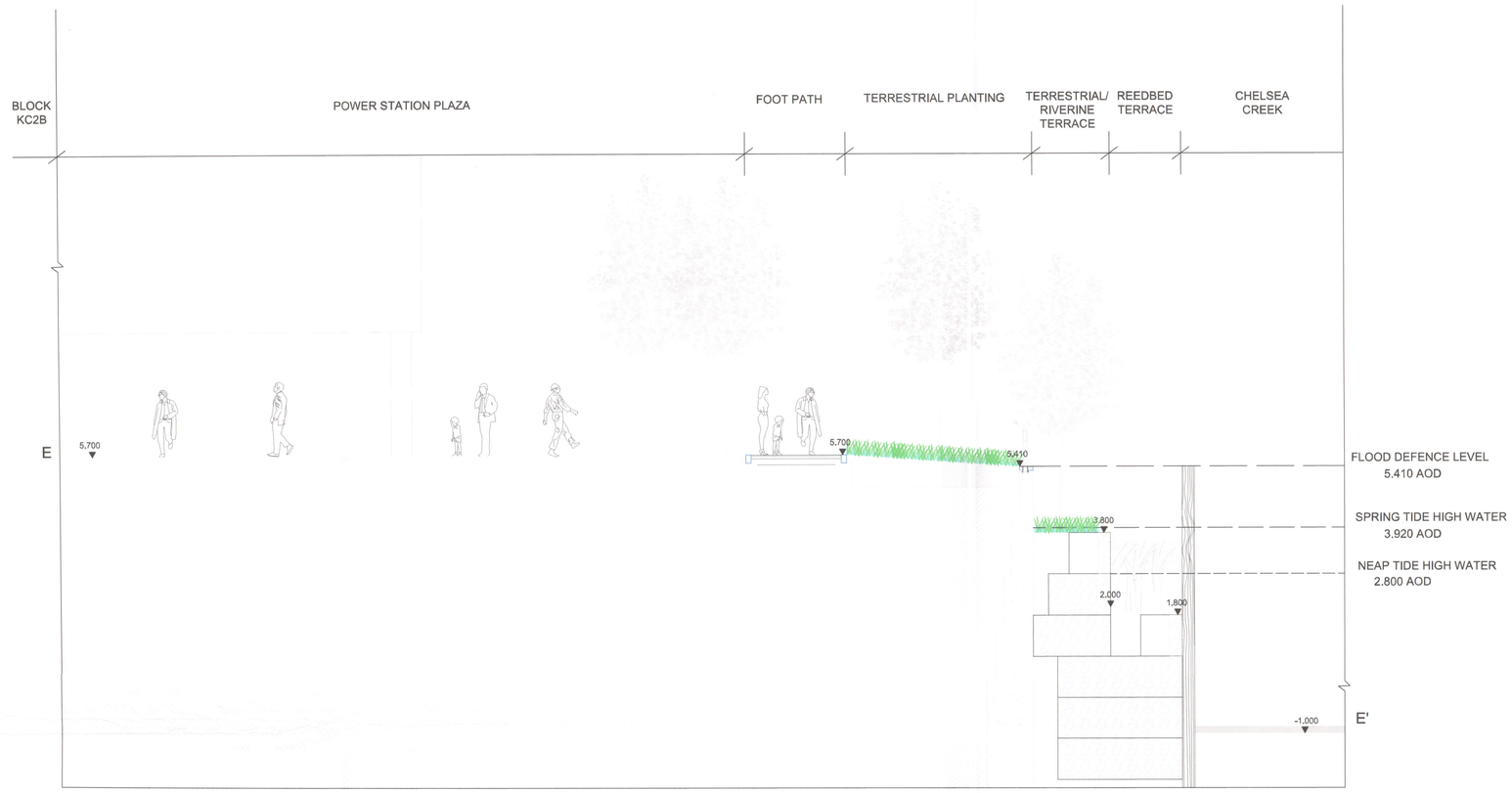

SECTION E-E' FROM BLOCK KC2B THROUGH POWER STATION PLAZA & CHELSEA CREEK
SCALE 1-50

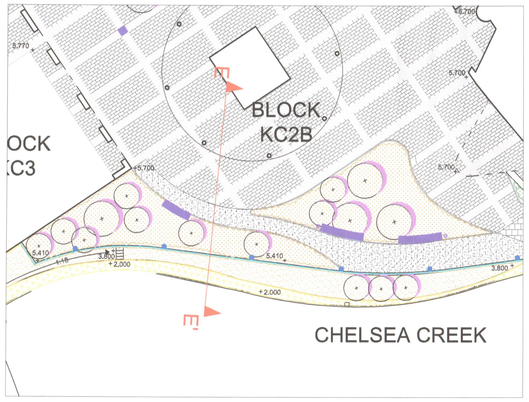

LOCATION PLAN

NOTES

FOR CREEK WALL & STRUCTURAL DESIGN REFER TO ENGINEERS DRAWINGS

GENERAL NOTES

1. Do not scale drawing.
2. All setting out, levels and dimensions to be agreed on site.
3. The dimensions of all materials must be checked on site before being laid out.
4. This drawing must be read with the relevant specification clauses and detail drawings.
5. Order of construction and setting out to be agreed on site.

R.B.K.C. SUPERSEDED

R.B.K.C. 10 DEC 2007 PLANNING

Project	Drawing Title	Revision	Date
LOTS ROAD DEVELOPMENT	SCHEMATIC SECTION E-E'	R01 - Section Updated	27-07-07
		R02 - Drawing amended to take account of consultee responses.	27-11-07

Dimensions to be verified on site.
Figured dimensions to take preference to those scaled.
Any areas indicated on this drawing are for guidance only.
No responsibility is taken for their accuracy.

Client: WHAMPOA
Address: 5 Hester Road, London, SW11 4AN
Telephone: 020 7350 5640

Consultant: TOWNSHEND Landscape Architects
Unit 3A Zetland House
London EC2A 4HJ
Telephone: 020 7729 9333 Fax: 020 7729 3300
E-Mail tla@townshendla.com

Project No.	Scale	Approved By	Drawing No.	Revision
352	1-50	DP	TOWN352(08)7005	R02
Date	Drawing Size	Drawn By		
JUL 07	A0	AA		

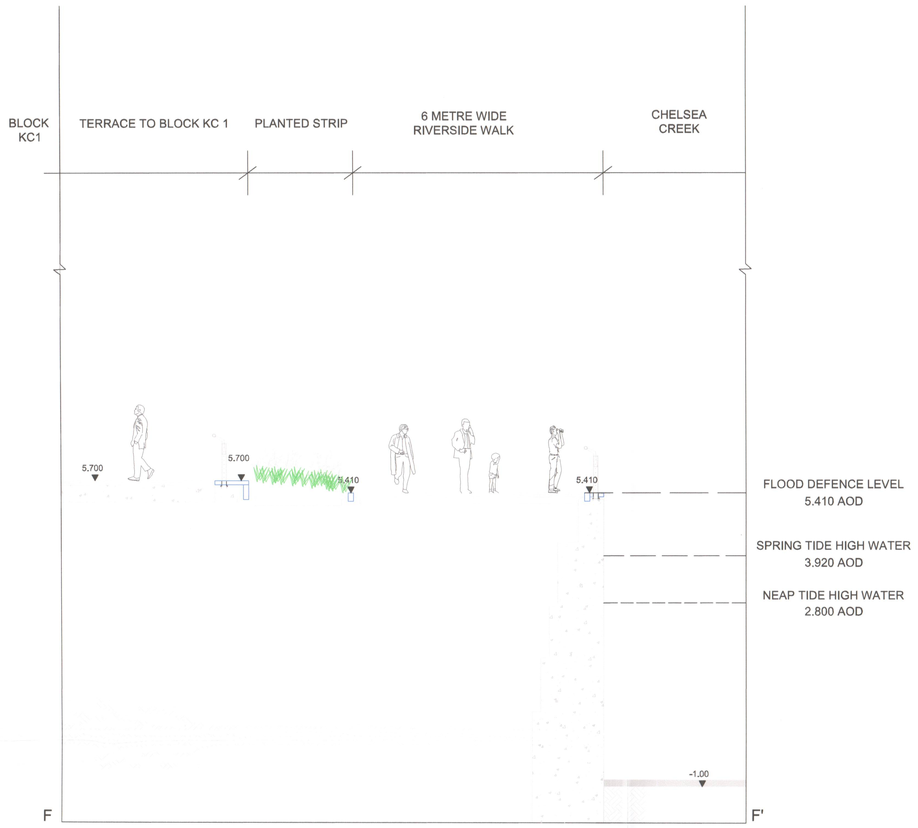

SECTION F-F' FROM BLOCK KC1 TO CHELSEA CREEK
SCALE 1-50

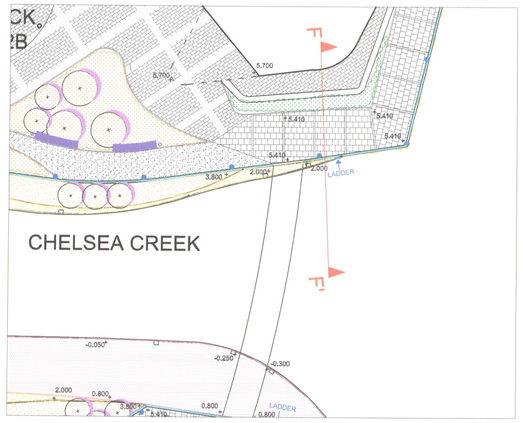

LOCATION PLAN

NOTES

FOR CREEK WALL & STRUCTURAL DESIGN REFER TO ENGINEERS DRAWINGS

GENERAL NOTES

1. Do not scale drawing.
2. All setting out, levels and dimensions to be agreed on site.
3. The dimensions of all materials must be checked on site before being laid out.
4. This drawing must be read with the relevant specification clauses and detail drawings.
5. Order of construction and setting out to be agreed on site.

R.B.K.C.
SUPERSEDED

EX DIR | HDC | TP | CAC | AD | CLU | AO AK
R.B.K.C. 10 DEC 2007 PLANNING
N | C | S | APP | IO | REC
HBS | ARB | FPLN | DES | FEES

Project	Drawing Title	Revision	Date
LOTS ROAD DEVELOPMENT	SCHEMATIC SECTION F-F'	R01 - Section Updated	27-07-07
		R02 - Drawing amended to take account of consultee responses.	27-11-07

Dimensions to be verified on site.
Figured dimensions to take preference to those scaled.
Any areas indicated on this drawing are for guidance only.
No responsibility is taken for their accuracy.

Client
WHAMPOA
Address: 5 Hester Road, London, SW11 4AN
Telephone: 020 7350 5640

Consultant
TOWNSHEND Landscape Architects
Unit 3A Zetland House
London EC2A 4HJ
Telephone: 020 7729 9333 Fax: 020 7729 3300
E-Mail tla@townshendla.com

Project No.	Scale	Approved By	Drawing No.	Revision
352	1-50	DP	TOWN352(08)7006	R02
Date	Drawing Size	Drawn By		
JUL 07	A0	AA		

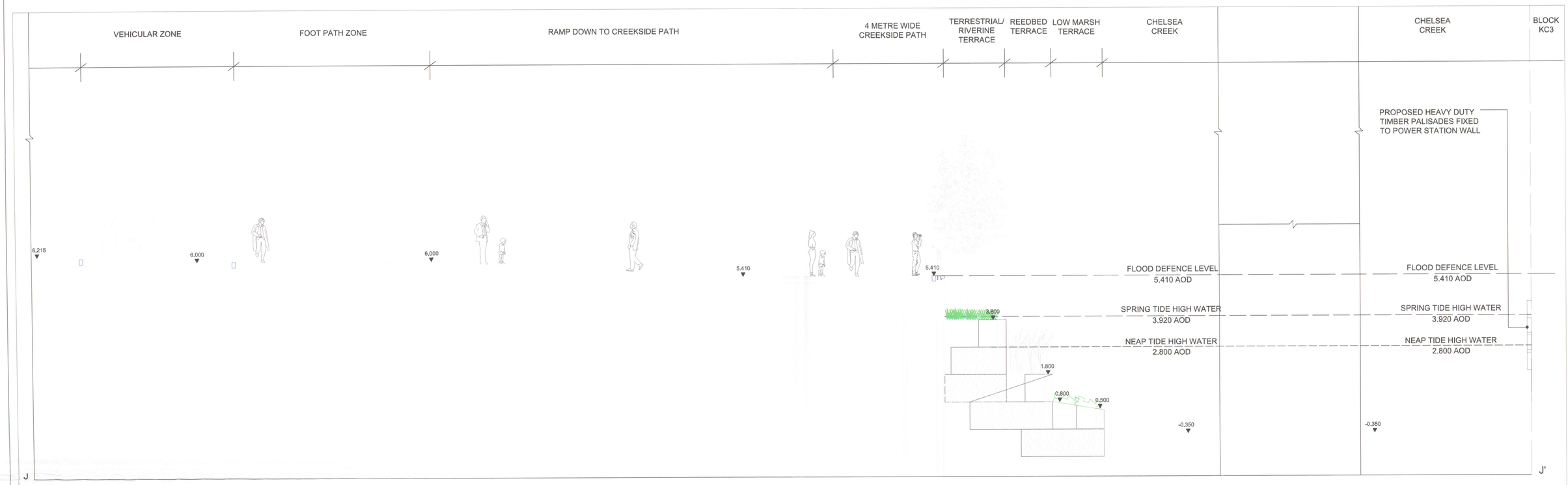

SECTION J-J' FROM VEHICULAR ZONE THROUGH CHELSEA CREEK
SCALE 1-50

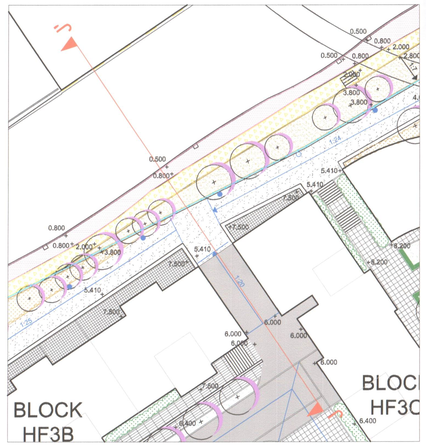

LOCATION PLAN

NOTES

FOR CREEK WALL & STRUCTURAL DESIGN REFER TO ENGINEERS DRAWINGS

GENERAL NOTES

1. Do not scale drawing.
2. All setting out, levels and dimensions to be agreed on site.
3. The dimensions of all materials must be checked on site before being laid out.
4. This drawing must be read with the relevant specification clauses and detail drawings.
5. Order of construction and setting out to be agreed on site.

R.B.K.C.
SUPERSEDED

R.B.K.C. 10 DEC 2007 PLANNING

Project	Drawing Title	Revision	Date
LOTS ROAD DEVELOPMENT	SCHEMATIC SECTION J-J'	R01 - Drawing amended to take account of consultee responses.	27-11-09

Dimensions to be verified on site.
Figured dimensions to take preference to those scaled.
Any areas indicated on this drawing are for guidance only.
No responsibility is taken for their accuracy.

Client: WHAMPOA
Address: 5 Hester Road, London, BW11 4AN
Telephone: 020 7350 5640

Consultant: TOWNSHEND Landscape Architects
Unit 3A Zetland House
London EC2A 4HJ
Telephone: 020 7729 9333 Fax: 020 7729 3300
E-Mail: tla@townshendla.com

Project No.	Scale	Approved By	Drawing No.	Revision
352	1-50	DP	TOWN352(08)7009	R01
Date	Drawing Size	Drawn By		
JUL 07	A0	AA		

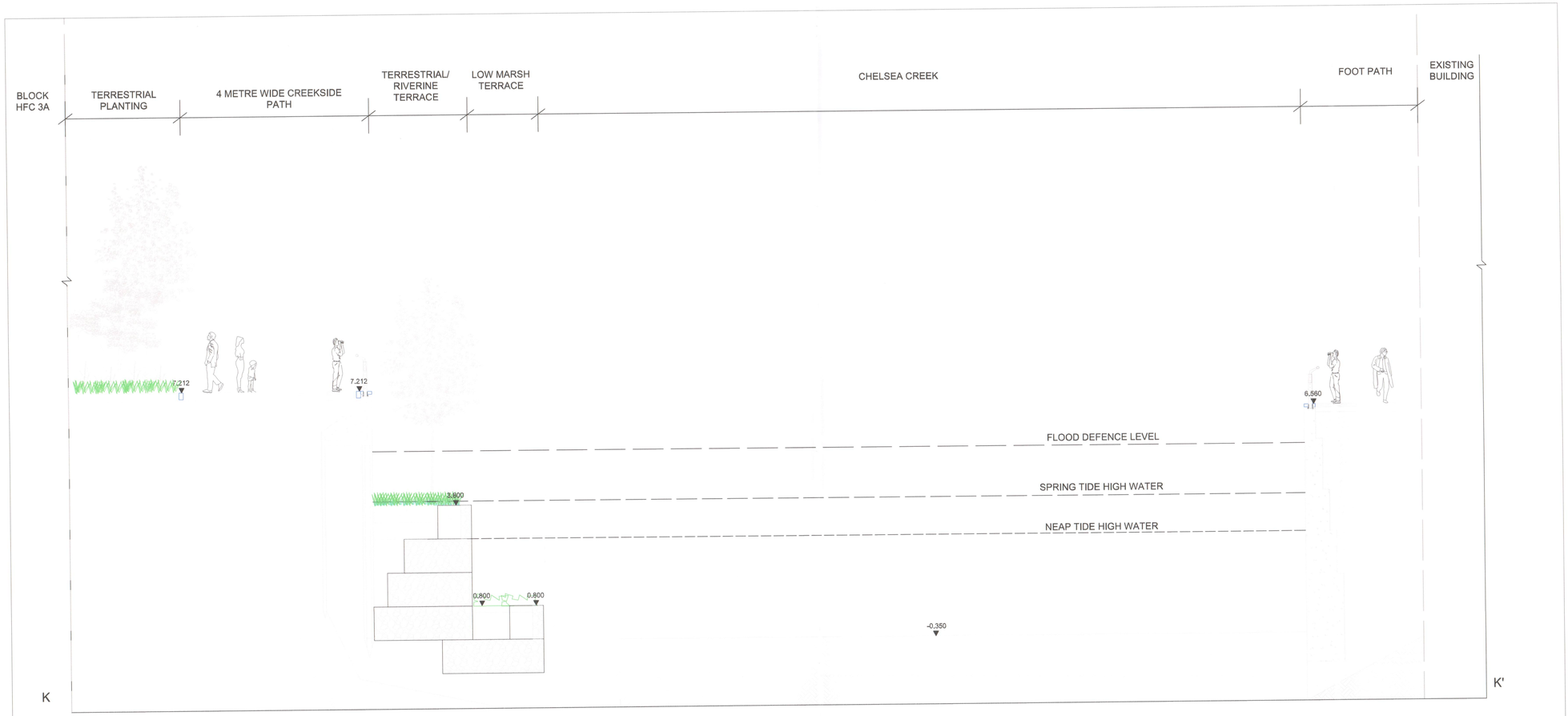

SECTION K-K' FROM BLOCK HF3A THROUGH CHELSEA CREEK
SCALE 1-50

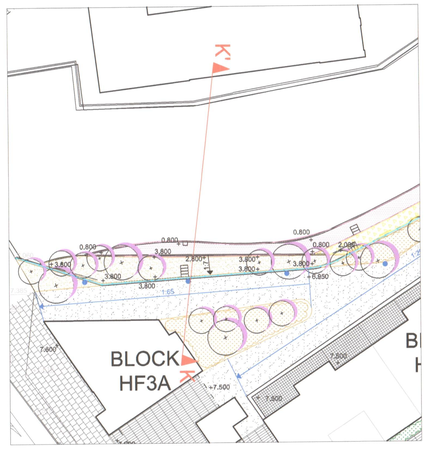

LOCATION PLAN

NOTES

FOR CREEK WALL & STRUCTURAL DESIGN REFER TO ENGINEERS DRAWINGS

GENERAL NOTES

1. Do not scale drawing.
2. All setting out, levels and dimensions to be agreed on site.
3. The dimensions of all materials must be checked on site before being laid out.
4. This drawing must be read with the relevant specification clauses and detail drawings.
5. Order of construction and setting out to be agreed on site.

R.B.K.C.
SUPERSEDED

Project	Drawing Title	Revision	Date
LOTS ROAD DEVELOPMENT	SCHEMATIC SECTION K-K'	R01 - Drawing amended to take account of consultee responses.	27-11-07

Dimensions to be verified on site.
Figured dimensions to take preference to those scaled.
Any areas indicated on this drawing are for guidance only.
No responsibility is taken for their accuracy.

Client
WHAMPOA
Address: 5 Hester Road, London, SW11 4AN
Telephone: 020 7350 5640

Consultant
TOWNSHEND Landscape Architects
Unit 3A Zetland House
London EC2A 4HJ
Telephone: 020 7729 9333 Fax: 020 7729 3300
E-Mail tla@townshendla.com

Project No.	Scale	Approved By	Drawing No.	Revision
352	1-50	DP	TOWN352(08)7010	R01
Date	Drawing Size	Drawn By		
JUL 07	A0	AA		

EX DIR | HDC | TP | CAC | AD | CLU | AO | AK
R.B.K.C. 10 DEC 2007 PLANNING
N | C | S | APP | IO | REC
ARB | ENG | DEB | FES

KEY

- PEDESRIAN ACESS GRADIENT NO GREATER THAN 1:20
- PEDESRIAN ACESS GRADIENT GREATER THAN 1:20
- PEDESRIAN BRIDGE ACESS DETAIL TO BY OTHERS
- PEDESRIAN ACESS GRADIENT NO GREATER THAN 1:20 SUCEPTABLE FLOODING
- STEPPED ACCESS

NOTE

THIS DRAWING ESTABLISHES THE PRINCIPLES OF DISABLED ACCESS ACROSS THE SITE. EXACT DETAILS OF ITEMS SUCH AS HANDRAILS AND HAZARD IDENTIFICATION TO BE DEVELOPED AND SUBMITTED AT A LATER DATE

R.B.K.C. SUPERSEDED

EX. DIR	HOC	TP	CAC	AD	CLU	AO AX
R.B. K.C.	10 DEC 2007					PLANNING
N	C	S		APP	IO	REC
HSS			ARB	FPN	DES	FES

Project	Drawing Title	Revision	Date
LOTS ROAD DEVELOPMENT	LOTS ROAD SITEWIDE PEDESTRIAN ACCESS STRATEGY	R01- Drawing amended to take account of consultee responses.	27.11.07

Dimensions to be verified on site.
Figured dimensions to take preference to those scaled.
Any areas indicated on this drawing are for guidance only.
No responsibility is taken for their accuracy.

Client
WHAMPOA
Address: 5 Hester Road, London, SW11 4AN
Telephone: 020 7350 5640

Consultant
TOWNSHEND Landscape Architects
Unit 3A Zetland House
London EC2A 4HJ
Telephone: 020 7729 9333 Fax: 020 7729 3300
E-Mail: tla@townshendla.com

Project No.	Scale	Approved By	Drawing No.	Revision
352	1-500	DP	TOWN352(08)1410	R01
Date	Drawing Size	Drawn By		
JUL 07	A0	DP		