







1:300  
0 1 5 10 20

 St. William Development Planning Application  
 Detailed / Outline PA Boundary  
 Detailed PA Proposal Extents  
 Plot ID  
 Maximum Plot Boundary  
 Vertical Plot Limits


Maximum parameter heights are measured from ground floor to top of parapet.

Plant room and lift stair overruns may project above the maximum parameter level where required.

St William  
Designed for life

2-5 St. John's Square  
London EC1M 4DE

+44 (0) 20 3696 7000  
info@pilbrowandpartners.com  
pilbrowandpartners.com



Stage

Planning

Revision      Suitability  
00              FOR APPROVAL