






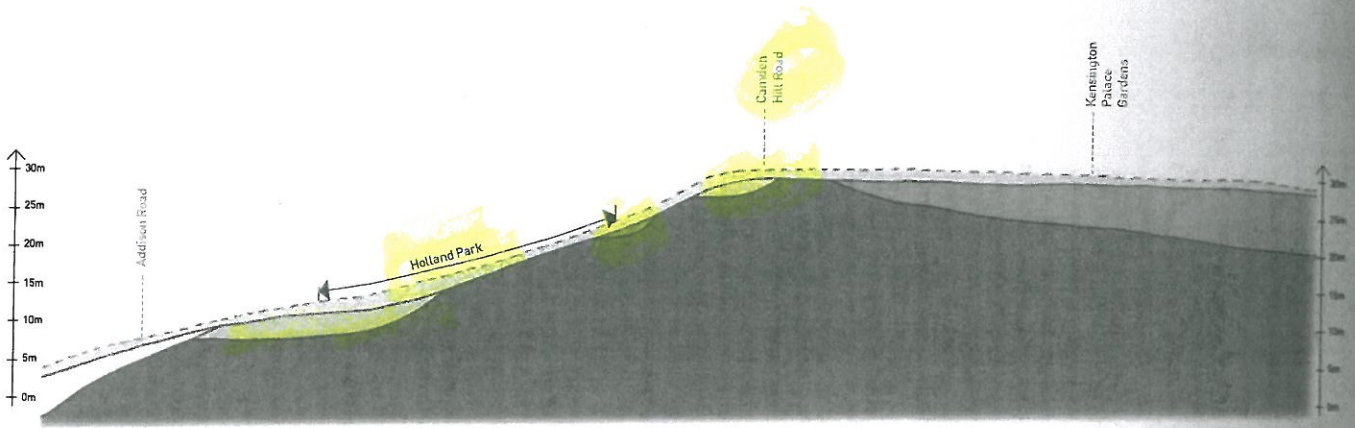





Surface Geology

-  Made Ground
-  Alluvium
-  Boyn Hill Gravel
-  Kempton Park Gravel
-  Lynch Hill Gravel
-  Taplow Gravel
-  London Clay



Horizontal scale = 1:2500  
 Vertical scale = 1:250 at A4

Section A-A



Horizontal scale = 1:2500  
 Vertical scale = 1:250 at A4

Section B-B

NB THE NOTTING HILL VOID