
THE ROYAL BOROUGH OF KENSINGTON AND CHELSEA
CAPITAL PROGRAMME 2008/09 – 2010/11

COUNCILLOR MERRICK COCKELL

Leader of the Council

SUE BEAUCHAMP, MA, CPFA

**Executive Director for Finance, Information
Systems and Property Services**

The Royal Borough of Kensington and Chelsea

Capital Programme 2008/09 – 2010/11

Contents

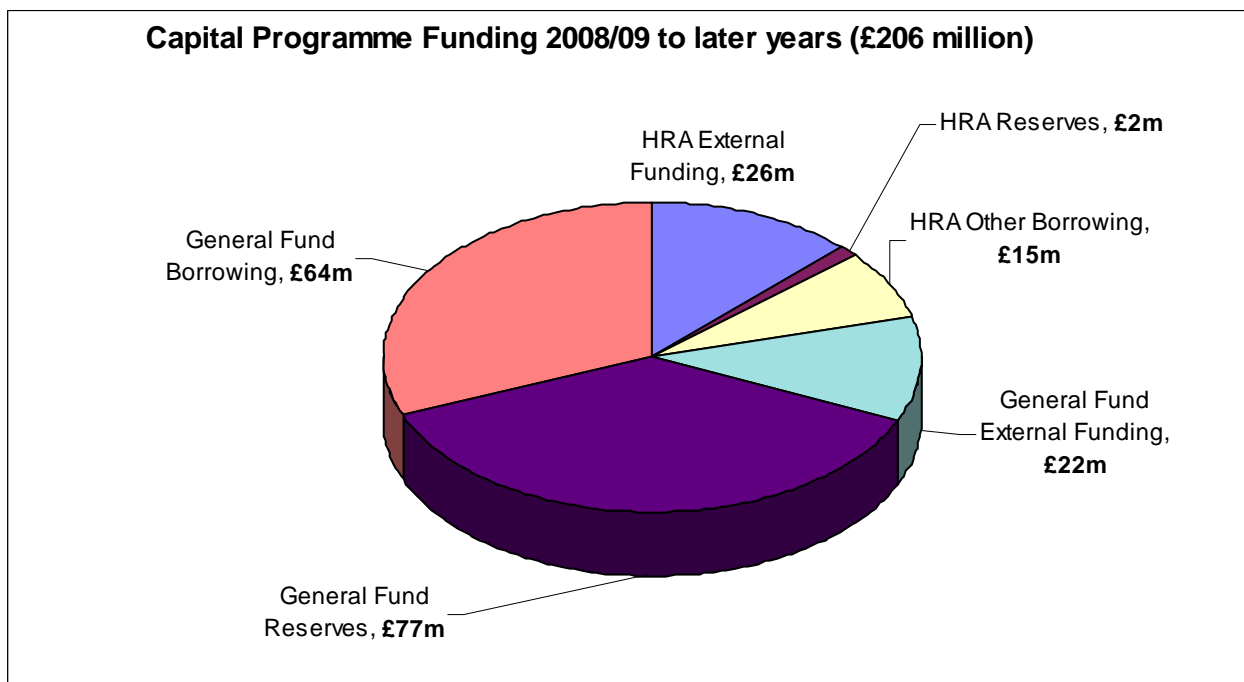
	Pages
Report from Cabinet to Council 5 March 2008 (paragraph 3)	1-26
Appendix 1 Capital Schemes Progression	3
Appendix 2 Business Group Summary	7
Appendix 3 Capital Programme by Start Year	9
Appendix 4 Capital Programme by Service Area	11
Appendix 5 Accessibility of the Council's Operational Premises	13
Appendix 6 Business Group Capital Programme Notes	18
Appendix 6 Family and Children's Services	1-16, 1
Appendix 6 Housing, Health and Adult Social Care	
- Housing and Health	1-7, 1
- Adult Social Care	1-5, 1
Appendix 6 Planning and Borough Development	1, 1
Appendix 6 Transport, Environment and Leisure Services	1-18, 1
Appendix 6 Corporate Services	1-4, 1

Report from Cabinet to Council 5 March 2008 (paragraph 3)

3. CAPITAL PROGRAMME 2008/09 - 2010/11

- 3.1 The capital programme proposes investment of £206 million from 2008/09 – 2010/11 and future years. This is again an ambitious programme which includes a delayed Holland Park School rebuild, the realisation of a new academy school in Chelsea (including temporary buildings), improvements to Exhibition Road, an upgraded Central Library and significant projects to renew the Council's street scene and operational buildings.
- 3.2 The programme has been developed in the context of the Council's medium term Capital Strategy and the Council Aim of 'Renewing the Legacy' which is also set out in the Council publication '21 Projects for the 21st Century'. Key projects are also related to service aims, described in the Cabinet Business Plan.
- 3.3 The programme is made up of £43 million for housing in the Housing Revenue Account (HRA) and £163 million for investment by the General Fund.
- 3.4 Investment by the General Fund is funded 47 per cent from reserves, 14 per cent from external funding and 39 per cent from borrowing.
- 3.5 A breakdown between the Council's main services is shown in **Chart 1**.

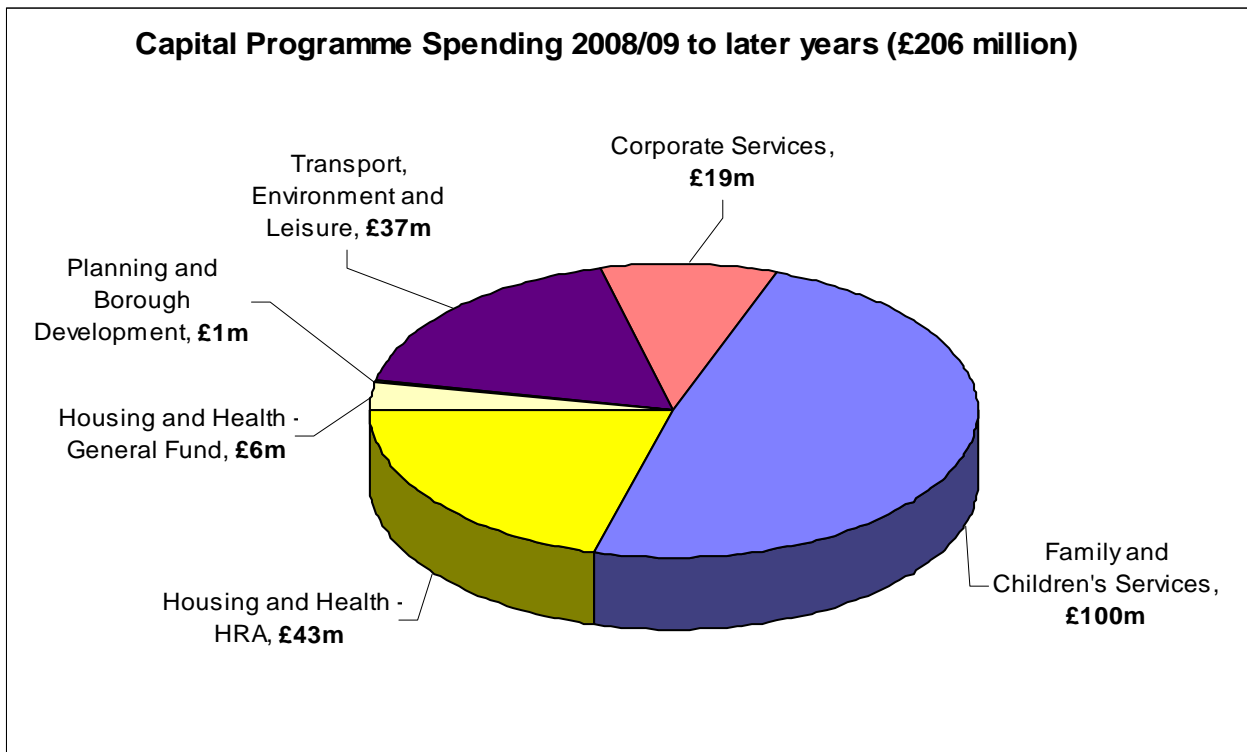
Chart 1



Note: Figures may not precisely correspond to tables elsewhere in the report due to rounding.

3.6 **Chart 2** analyses the main sources of funding for the programme.

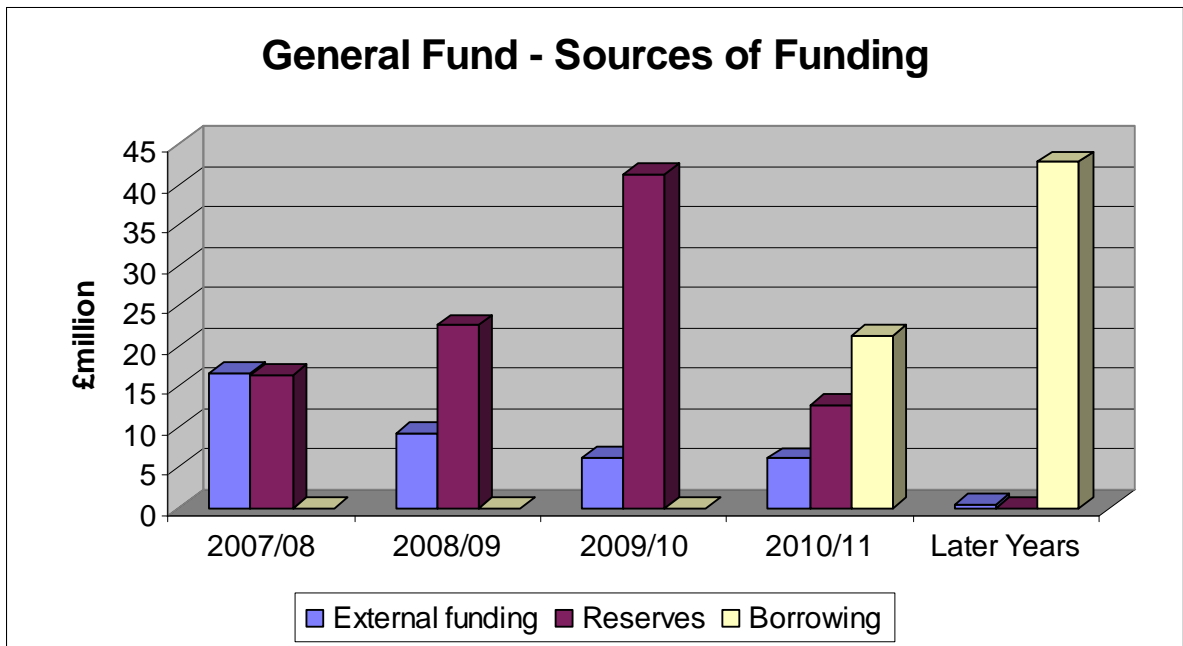
Chart 2



Note: Figures may not precisely correspond to tables elsewhere in the report due to rounding.

- 3.7 At least £123 million of potential schemes that are at initial exploratory stages have *not* been included as they are not sufficiently developed. However, they do need to be kept in mind in considering the priorities for calls on resources (see Tables 4 and 5).
- 3.8 The General Fund bids of £163 million assume external funding, from grants and other contributions, of £22 million. The remainder is funded from reserves (£77 million) and borrowing (£64 million). These potential schemes would significantly reduce the Capital Expenditure Reserve which is projected to hold £15 million by the end of 2010/11 (see Table 10) in accordance with the existing reserves policy. Funding sources for each year are shown in **Chart 3**. However, this schema does not take into account the future capital receipt from Holland Park School, whose timing is not yet decided.

Chart 3

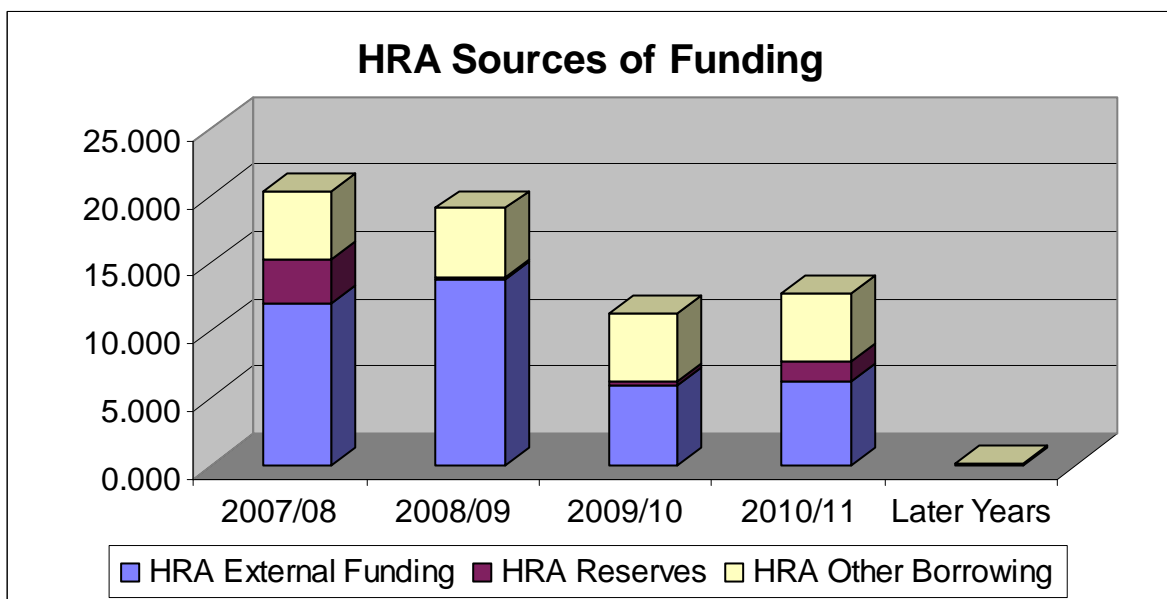


3.9 The capital programme for the Housing Revenue Account (HRA) is managed by the Tenant Management Organisation (TMO). HRA borrowing has been limited to the level which we anticipate will be subsidised by Government.

3.10 While additional funding has been provided to enable the Decent Homes Standard to be met, indications are that future funding will be much more restricted. Combined with the existing restrictions on rents, this is a significant problem for the HRA.

3.11 Total Housing Revenue Account funding sources assumed for each year are shown in **Chart 4**.

Chart 4



PLANNING THE PROGRAMME

Planning stages

- 3.12 The Council's capital ambitions have expanded in recent years, backed by capital reserves and by enlarged borrowing powers. This year, we have continued the structured approach introduced for 2007/08 so that schemes enter the programme only after initial feasibility and exploratory stages have been completed and planning can begin in earnest. This approach is intended to make the programme more robust, to clarify the extent of approval to spend on a project, to enable financing plans to be better matched to payments profiles and to underpin accountability for the progress of projects.
- 3.13 Major capital projects go through a life cycle, beginning with appraisal and ending with post-implementation review. The process for developing the capital programme has been aligned with the project stages formalised by the Royal Institute of British Architects (RIBA). **Appendix 1** sets out how the Council's projects progress through our capital planning stages, acquiring funding agreement and spending approval.
- 3.14 A feasibility assessment is required to progress a project from appraisal/ concept stage to strategic brief and outline costing stage. There are currently bids to spend over £0.5 million per annum on preliminary feasibility, which is revenue spending unless schemes are confirmed. It is proposed that such expenditure should be met from the annual revenue contribution to the Capital Expenditure Reserve. The same budget would also meet costs associated with capital projects that do not in themselves create a capital asset. An example is the removal costs to an interim library during the renewal of the Central Library. Details of potential costs are given in **Table 11**.

THE CAPITAL PROGRAMME

3.15 The draft capital programme is further summarised below in **Table 1**. A breakdown by Business Group is provided in **Appendix 2**, by start year in **Appendix 3** and by service area in **Appendix 4**. **Appendix 5** deals with accessibility projects and **Appendix 6** details the full draft programme. Officers have reviewed the phasing of current schemes and the revised programme reflects anticipated slippage from 2007/08. In some cases schemes appear in separate phases, especially where there is a commitment to initial stages but later stages have yet to be agreed.

Table 1
Capital Payments by Start Year

Start Year	2008/09 £m	2009/10 £m	2010/11 £m	Later Years £m	Total Cost £m
2007/08 or earlier	19,525	8,143	3,813	3,320	34,801
2008/09	31,306	20,247	27,792	37,398	116,743
2009/10	0	30,493	1,174	0	31,667
2010/11	0	0	20,255	2,635	22,890
	50,831	58,883	53,034	43,353	206,101

3.16 **Table 2** lists the main individual schemes that are included in the draft programme. Members are asked to agree to each of these being included in the programme, with particular emphasis on new or more expensive schemes. It is proposed that those marked in italics in **Table 2** should be brought back to Cabinet, due to their significance, financially or in terms of impact for the borough, before individual Cabinet Members commit to a Key Decision. **Table 2** also summarises changes from the programme approved in 2007/08. Schemes starting in 2010/11 are normally new to the programme. The table also shows the status of the spending estimates.

Table 2
Main Individual Schemes Costing £1 million or Over

Main Spending Start Year	Business Group/ Scheme	Latest Estimate	Previous Estimate	Change in Call on Council Funding	Total Call on Council Funding	Status of Budget Stage
		£m	£m	£m	£m	
	<u>Family and Children's Services</u>					
2009/10	<i>Central Library - construction</i>	12,348	8,096	4,252	12,348	Planning
2007/08	<i>Central Library - design</i>	1,307	832	475	1,307	Planning
2008/09	NEW <i>Central library - interim arrangements and fit-out</i>	2,480		0	2,480	Planning
2007/08	<i>Children's Centres</i>	1,286	1,101	0	0	Readying
2005/06	<i>Holland Park School - design</i>	4,410	4,642	-232	4,410	Readying
2008/09	<i>Holland Park School - redevelopment</i>	68,198	55,216	12,382	67,598	Readying
2005/06	<i>New Secondary School - development</i>	9,230	2,809	6,421	9,230	Go
2005/06	<i>New Secondary School - sponsorship</i>	2,000	2,000	0	2,000	Go
2007/08	<i>St Quintins</i>	2,233	800	993	1,793	Planning
	<u>Housing, Health and Adult Social Care</u>					
2005/06	<i>Elm Park Gardens</i>	3,965	4,031	0	0	Go
2008/09	<i>HRA main programme</i>	17,133	15,104	-1,146	5,308	HRA
	<u>Transport, Environment and Leisure Services</u>					
2008/09	NEW <i>Exhibition Road - pedestrian tunnel service diversion</i>	2,408		2,408	2,408	Planning
2003/04	<i>Exhibition Road scheme development</i>	2,239	1,970	261	984	Go
2007/08	<i>Exhibition Road - phase 1, traffic management</i>	5,015	3,600	1,791	2,791	Readying
2008/09	<i>Exhibition Road – phase 4, single surface</i>	11,859	7,500	6,015	6,015	Readying
2008/09	<i>South Kensington traffic management</i>	2,012	2,500	-350	1,950	Planning
2006/07	<i>Hans Crescent</i>	1,245	550	445	695	Planning
2008/09	NEW <i>Leighton House Museum Phase 2</i>	1,624		1,624	1,624	Planning
2007/08	<i>St Lukes Gardens</i>	2,341	1,448	893	2,341	Readying
	<u>Corporate Services</u>					
2007/08	<i>Canalside House development</i>	1,060	1,000	60	60	Planning
2007/08	<i>Kensington Town Hall - mechanical and electrical</i>	12,430	10,345	2,085	12,430	Planning

Table 2 continued
Main Individual Schemes Costing Less Than £1 million

Main Spending Start Year	Business Group/ Scheme	Latest Estimate	Previous Estimate	Change in Call on Council Funding	Total Call on Council Funding	Status of Budget Stage
		£m	£m	£m	£m	
	<u>Family and Children's Services</u>					
2006/07	Pupil database	346	320	26	346	Planning
2008/09	NEW HHASC managed FCS premises improvement projects	400		400	400	Planning
2007/08	Information technology - integrated children's systems	746	550	196	549	Planning
2006/07	<i>Libraries - Radio Frequency ID</i>	800	800	0	800	Planning
2007/08	<i>Redevelopment of Oxford Gardens</i>	738	400	338	738	Planning
	<u>Housing, Health and Adult Social Care</u>					
2006/07	<i>Assessment system for community care</i>	794	790	4	794	Planning
2007/08	NEW <i>Cambridge Gardens</i>	848		0	0	Planning
2007/08	Home care electronic monitoring	250	250	0	250	Planning
2007/08	NEW <i>Redcliffe Gardens</i>	376		0	0	Go
2007/08	<i>Westway travellers site and Stable Way</i>	600	600	0	150	Readying
	<u>Transport, Environment and Leisure Services</u>					
2008/09	NEW <i>Albert Bridge strengthening design fees</i>	300		0	0	Planning
2008/09	NEW <i>Hans Road/ Basil Street Junction</i>	700		335	335	Planning
2007/08	<i>Holland Park north wall</i>	330	288	42	330	Readying
2008/09	<i>Old Brompton Road</i>	315	305	10	315	Planning
2006/07	<i>Pembroke Road northside garages</i>	275	275	0	275	Planning
	<u>Corporate Services</u>					
2007/08	<i>Customer relationship management</i>	464	464	0	464	Readying
2005/06	<i>Electronic government projects</i>	315	315	0	315	Go

3.17 In addition to named schemes, cash limited rolling programmes are included in **Table 3**. In some cases the programme now refers to named projects for 2008/09 where these form particularly significant elements of the annual allocation. We expect to adjust some future projects where they are linked to estimates of external funding grant allocations e.g. Transport for London.

3.18 We have traditionally invited and received bids for these programmes (such as structural road maintenance, parks maintenance, or premises

improvements at schools and social services establishments) at similar levels each year. Amounts are scalable and Members can readily change the balance between these amounts and purposes, or substitute named schemes for recurrent allocations if that is where priorities lie.

Table 3
Rolling Programmes (excluding HRA)

Business Group/ Service	2007/08 £'000	2008/09 £'000	2009/10 £'000	2010/11 £'000
Families and Children's Services				
Education - non-schools	90	200	200	220
Other schools spending	2,530	2,335	2,129	2,221
Social services premises	75	75	85	95
TOTAL	2,695	2,610	2,414	2,536
Housing, Health and Adult Social Care				
Housing HRA	176	250	250	250
Housing non HRA	1,206	1,125	1,125	1,125
Social services premises and IT	0	120	250	250
TOTAL	1,382	1,495	1,625	1,625
Planning and Borough Development	0	25	25	50
Transport Environment and Leisure Services				
Community safety	162	130	130	130
Highways and streetscene	1,392	1,607	1,825	1,875
Parks and railings	1,612	71	674	717
Sports centres	1,691	1,403	440	0
Waste, cemeteries and markets	150	150	150	0
TOTAL	5,007	3,361	3,219	2,722
Corporate Services				
Offices and reception	855	810	1,125	1,075
TOTAL	855	810	1,125	1,075
TOTAL	9,939	8,301	8,408	8,008

- 3.19 In reviewing the existing programme and looking ahead to the new programme year of 2010/11, there are a number of projects that deserve special mention due to their size, complexity or financing issues:

Family and Children's Services

- a) Holland Park School – a decision point will be reached after resubmission and the outcome of the planning permission. Construction costs have risen as a result of the deferred start.
- b) Chelsea Academy – the Council may be called upon to contribute a share of any eventual cost overruns or temporary accommodation to achieve a 2009/10 opening. There will also be additional costs to meet the planning permission requirements which will be partly met from Section 106 contributions with the balance met from the Car Parking Reserve. These costs are not fully established but are likely to be in six figures.

- c) Building Schools for the Future - the Council is developing proposals for the renewal of secondary schools and the Building Schools for the Future programme will be brought into the programme.
- d) Central Library – a design is being worked up consistent with a total project cost of £16.1 million.
- e) It is proposed to redevelop the St Quintins Family Centre as a centre for children with disabilities
- f) A revised allocation has been made for 36 Oxford Gardens in order to develop this accommodation as a specialist centre for adolescents.
- g) Pipeline schemes include nearly £8.5 million for the primary equivalent of Building Schools for the Future (Capital Programme for Primary Schools), starting in 2009/10.

Housing, Health and Adult Social Care

- h) Achieving the Decent Homes standard has been a driving feature of the programme, with the expectation of meeting the standard by 2008. That funding has now ended, and the level of the future programme is largely dependent on the investment that can be afforded within the subsidy regime.
- i) A number of potential projects are being explored, including a top-up contribution for housing developed by Worthing Homes in exchange for nomination rights, and older people's housing supported by S106 resources. A stock options review of the housing stock is underway that may also have significant resource implications.

Transport, Environment and Leisure Services

- j) Exhibition Road – The scheme can be broken down into six parts as follows:
 - traffic management works north of South Kensington (£3.9 million);
 - surface works north of South Kensington up to the border with Westminster (£11.7 million);
 - traffic management and surface works south of South Kensington (£1.8 million);
 - service diversion works for the consideration of travelers in the tunnel at a later date (£2.4 million);
 - tunnel and traveler works;
 - surface works north of the border with Westminster.

The current proposals would fund the first four parts. The proposal is based on anticipated 50/50 funding from TfL or the LDA for the first two parts. The total commitment for the Royal Borough is estimated

as £12.9 million including £0.7 million for project management and research. £2.4 million would be for the service diversions although the cost of this is not yet finalised. Affordability and funding will be re-visited in due course.

- k) The Parks Strategy rolling programme previously agreed at £0.5 million a year is now bunched into 2008/09. A North Kensington Environmental project, addressing ten neglected sites, is to be funded from revenue underspendings. The condition of Holland House is being examined and may require some urgent repair work.
- l) York Stone paving has previously been a capital scheme, although it is part of the overall footway maintenance programme. This year it has been amalgamated with the annual revenue provision.
- m) Hans Crescent is now a larger scheme, supported in part by external funding and Hans Crescent/Basil Street is a new scheme to create shared space.
- n) Leighton House phase two is a major scheme to carry out electrical, mechanical and other works and to restore the interior to authentic standards.
- o) Schemes in the pipeline for consideration include Ladbrooke Grove, as a result of the route study, and Notting Hill Gate. No current scheme is being developed for Golborne Road and this has been withdrawn from the programme. Substantial capital investment could be incurred if the Council takes responsibility for Brompton Cemetery or Little Wormwood Scrubs. The renewal of the Chelsea Sports Centre remains an ambition.

Corporate Services

- p) Substantial work to renew the mechanical and electrical infrastructure of Kensington Town Hall are planned, to be complemented by remodelling of the work space.

Budget Status

- 3.20 All schemes require a funding release before they can commit expenditure, normally through a Key Decision. The detailed project list in **Appendix 6** marks with a tick those individual schemes in 2008/09 that are already assumed to have authority to spend. This includes those that have already achieved a Key Decision and those delegated to officers, as too small to require a Key Decision. Rolling programmes are also treated as having a budget release for the financial year immediately ahead, so that officers can commit expenditure as schemes are ready throughout the year.

PIPELINE AND POTENTIAL SCHEMES

- 3.21 Due to the expectation that schemes should not enter the programme unless they have achieved at least the stage of outline proposal, there are a number of bids that are still in the pipeline. **Table 4** represents pipeline schemes that have passed initial appraisal. **Table 5** are those that are still broadly at appraisal or concept stage. These can include some that have been worked on previously, but are now back to the drawing board. The Cabinet guidelines set in July expected new schemes prior to 2010/11 to be included only through rephrasing or substitution.
- 3.22 The schemes show when Executive Directors would like to see them happen. It is theoretically possible to move quickly through the scheme preparation stages, but experience suggests that anything not in detailed planning by now will struggle to achieve expenditure in 2008/09. In most cases it will therefore be possible to update the programme in the next annual cycle. Any that urgently need to come forward during the year can be considered by Cabinet as the year progresses.

Table 4
Pipeline/ Strategic Brief/ Outline Costing (Stage 2)

Project	Outline Cost £'000	Third Party Funding £'000	Timeline aspiration
Family and Children's Services			
Floating Classroom	100	0	2009/10
Little Wormwood Scrubs Adventure Playground	250	150	2009/10
Capital Programme for Primary Schools	8,453	8,378	2009/10
Transport, Environment and Leisure Services			
Albert Bridge Major Structural Repairs	5,990	5,990	2009/10
Albert Bridge Repainting and Relighting	1,000	0	2010/11
Brompton Cemetery Infrastructure * **	7,000	0	2009/10
CCTV Fixed Camera Replacement	400	0	2009/10
Chelsea Sports Centre and Chelsea Old Town Hall Site	51,500	0	2009/10
Exhibition Road - Pedestrian Tunnel *	13,783	13,783	2009/10
Exhibition Road - Phase 2 and 3 - Westminster	10,010	10,010	2009/10
Hanwell Cemetery - New Toilets	149	0	2008/09
Holland House Landscaping	550	0	2009/10
Hornton Street Public Conveniences	180	0	2009/10
Ladbroke Grove Environmental Works	1,900	0	2008/09
Leighton House Museum Phase 3 *	3,130	1,050	2010/11
Notting Hill Gate Initiative	5,100	0	2009/10
Total of Strategic Brief/ Outline Costing (Stage 2)	109,495	39,361	

* Subject to a full re-appraisal

** Intended to be a rolling programme over an extended period

**Table 5
Appraisal/ Concept (Stage 1)**

Project	Value £'000	Timeline aspiration
Family and Children's Services		
Brompton Library - Refurbishment of ground floor	182	2009/10
Chelsea Library - Layout and use improvements	114	2009/10
Latymer Family Centre - Refurbishment	2,000	2009/10
North Kensington Library - Damp proofing	137	2009/10
North Kensington Library - First floor	228	2009/10
Transport, Environment and Leisure Services		
Bevington Road Public Conveniences	120	2010/11
Golborne Road Area Improvement	1,842	2009/10
Holland House repairs *		2008/09
Ireton Lodge	550	2009/10
Kensington Leisure Centre Improvements	758	2009/10
Little Wormwood Scrubs Development - Phase 1	2,060	2009/10
Housing and Health		
Affordable Housing - S106	3,920	2010/11
Day Care Accommodation Strategy	700	2009/10
Mortuary	55	2008/09
Worthing Homes	640	2008/09
Corporate Services		
IT Infrastructure Renewal	350	2010/11
Total of Appraisal/ Concept (Stage 1)	13,656	

* Discussions have taken place with English Heritage and consultants have been commissioned to identify the options available.

3.23 Clearly these projects represent a very large potential call on resources. As the funding section shows, some form of queuing, rationing or substitution will be necessary in order to bring them in. Members may wish to delete some now where it will be premature to start work at this stage.

COMPLEMENTARY POLICY ISSUES

3.24 The Council's Environment Strategy promotes sustainability in design and construction projects (Theme 5). In commissioning studies, operational, financial, environmental sustainability and whole-life costs should be required as a design priority and long-term social benefits should be identified before schemes are approved for inclusion in the capital programme.

3.25 The Equalities Strategy includes the "*Aim to improve the accessibility of buildings within the borough*". The Strategy commits the Council to:

- commissioning access audits from qualified experts that consider physical and communication barriers for all disabled people across all of the Council's existing facilities and buildings by March 2008;
- ensuring that the new Kensington Town Hall reception improves the environment for disabled people - including counters at the right height for wheelchair users, automatic doors, disabled toilets and toilets with baby changing facilities for men and women;
- addressing the need for clear inclusive access policies that consider people's diverse needs and aim to break down unnecessary barriers and exclusions, in a manner that benefits the entire community, in our Local Development Framework;
- requiring applications for both outline and full planning permissions to be accompanied by a Design and Access Statement in all developments (except those meeting strict criteria specified in our planning guidance); and
- issuing all licensed premises in the borough with free disability awareness raising material, produced by DisabledGo in partnership with Mencap, the Royal National Institute for the Deaf, the Royal National Institute of Blind People, MIND and the British Council of Disabled People.

Targets were specified to measure success around:

- i) increasing the proportion of qualifying buildings that are accessible to all as measured by the national performance indicator – Best Value Performance Indicator 156;
- ii) increasing the percentage of Council buildings with public areas that have completed costed access audits and are taking follow-up action; and
- iii) increasing the percentage of qualifying buildings that offer either 'good' to 'excellent' accessibility or alternative ways for users to access services.

3.26 In parallel, the Overview and Scrutiny Committee for Housing, Environmental Health and Adult Social Care Sub-Group published its review of access for disabled people. This registered disappointment that less than half the Council's buildings met its local indicator for access, while only a quarter meet the more stringent measure based on modern building regulations. The latter reflects, in some cases, the listed nature of the Council's buildings.

3.27 In total, spending on access issues across the Council is estimated at £1.3 million directly in 2008/09 in the capital programme. This is supplemented by larger schemes that will improve service accessibility, the Central Library refurbishment and by revenue expenditure on smaller schemes. **Appendix 5** identifies the Council's overall position on disability access in its buildings and potential improvements deriving from the Capital Programme.

SUMMARY OF BIDS AND FINANCING THE PROGRAMME

3.28 The total capital spending and funding sources for all Business Groups from 2008/09 onwards are summarised in **Table 6** opposite.

Table 6
Summary of Business Group Bids and Funding Sources

Service	2008/09 £'000	2009/10 £'000	2010/11 £'000	Subtotal £'000	Later Years £'000	Total £'000
Families and Children's Services						
External Resources	2,079	1,133	937	4,149	450	4,599
Internal cash Funding	1,070	500	500	2,070	0	2,070
Corporate Funding	8,208	23,630	24,658	56,496	36,948	93,444
TOTAL	11,357	25,263	26,095	62,715	37,398	100,113
Housing and Health						
External Resources	14,344	6,186	6,502	27,032	0	27,032
Internal cash Funding	208	50	1,196	1,454	0	1,454
Corporate Funding	6,361	6,199	6,199	18,759	135	18,894
TOTAL	20,913	12,435	13,897	47,245	135	47,380
Adult Social Care						
External Resources	204	0	0	204	0	204
Internal cash Funding	10	220	0	230	0	230
Corporate Funding	1,001	360	300	1,661	0	1,661
TOTAL	1,215	580	300	2,095	0	2,095
Housing, Health and Adult Social Care						
External Resources	14,548	6,186	6,502	27,236	0	27,236
Internal cash Funding	218	270	1,196	1,684	0	1,684
Corporate Funding	7,362	6,559	6,499	20,420	135	20,555
TOTAL	22,128	13,015	14,197	49,340	135	49,475
Planning and Borough Development						
External Resources	20	100	100	220	0	220
Internal cash Funding	100	75	100	275	0	275
Corporate Funding	40	0	0	40	0	40
TOTAL	160	175	200	535	0	535
Transport, Environment and Leisure Services						
External Resources	3,592	3,453	3,453	10,498	0	10,498
Internal cash Funding	4,566	10,721	5,134	20,421	0	20,421
Corporate Funding	3,973	1,488	117	5,578	0	5,578
TOTAL	12,131	15,662	8,704	36,497	0	36,497
Corporate Services						
External Resources	750	0	0	750	0	750
Internal cash Funding	1,734	163	33	1,930	0	1,930
Corporate Funding	2,571	4,605	3,805	10,981	5,820	16,801
TOTAL	5,055	4,768	3,838	13,661	5,820	19,481
All Business Groups						
External Resources	20,989	10,872	10,992	42,853	450	43,303
Internal cash Funding	7,688	11,729	6,963	26,380	0	26,380
Corporate Funding	22,154	36,282	35,079	93,515	42,903	136,418
TOTAL	50,831	58,883	53,034	162,748	43,353	206,101

External Resources

General Capital Receipts

- 3.29 Capital receipts can be used to fund new investment, unless they are required to be paid to the Government, under 'pooling' arrangements for housing receipts. The amount of housing non-dwelling receipts paid over may be reduced where they can be offset against expenditure incurred on regeneration and affordable housing since 1 April 2004. This is known as a 'capital allowance'.
- 3.30 The proposed use of receipts assumes that they are applied in the year following receipt. Some specific 'earmarked' capital receipts are directly tied to individual schemes or purposes, such as Elm Park Gardens basement refurbishment. It is our general policy to retain receipts from the sale of freeholds for new freehold acquisitions. The use of capital receipts reduces the borrowing requirement.
- 3.31 The rolling programme of HRA regeneration schemes (£250k a year) is assumed to be funded from the usable proportion of right to buy receipts.
- 3.32 The expected non-earmarked receipts and their proposed use are shown in **Table 7**. No assumption has been made at this stage concerning the capital receipt from the sale of the southern site at Holland Park School in **Table 7**. It is proposed that the surplus receipt, if any, above the cost of realising the new school and its planning obligations will be ring fenced for sports and education/children's and young people's projects. This is subject to a report elsewhere on the agenda.
- 3.33 The forecast does not include, at this stage, an expected receipt in relation to land at Acklam Road. This must be earmarked for regeneration reinvestment as the land was originally funded by specific Government grants.

Table 7
Capital Receipts

Capital Receipts	2007/08	2008/09	2009/10	2010/11
	£m	£m	£m	£m
Balance b/f	1.8	0.9	0.6	0.6
Add receipts in year	0.9	0.6	0.6	0.6
Less used to fund capital expenditure	-1.8	-0.9	-0.6	-0.6
Balance c/f	0.9	0.6	0.6	0.6

Capital Grants

- 3.34 Expenditure in the capital programme that is conditional on external funding has been set in line with the latest information about resources. Some further revisions may be necessary as further announcements are

made. Some funding for schools capital expenditure is now rolled into the Dedicated Schools Grant, which is assumed to increase approximately in line with funding increases for schools in later years. Details of other specific grants are shown in **Table 8**. The primary school capital grant in 2009/10 and 2010/11 is excluded at this stage as no schemes have yet been worked up.

Table 8
External Grants and Contributions

Sources of External Grant Funding/Contributions	2007/08	2008/09	2009/10	2010/11	Later Years	Total
	£'000	£'000	£'000	£'000	£'000	£'000
Grants						
DCSF ICS and DoH	197	0	0	0	0	197
Disabled Facilities Grant	297	276	276	276	0	1,125
DoH	110	0	0	0	0	110
Gypsy and Travellers Site Grant (DCLG)	0	450	0	0	0	450
Homelessness Directorate	226	150	0	0	0	376
HRA Major Repairs Allowance	9,166	11,825	5,910	6,226	0	33,127
National Lottery	100	0	0	0	0	100
Planning Delivery Grant	20	0	0	0	0	20
Standards Fund	1,594	983	983	937	0	4,497
Sure Start	934	992	0	0	0	1,926
Youth Opportunities Fund (DCSF)	45	0	0	0	0	45
	12,689	14,676	7,169	7,439	0	41,973
Contributions						
Developers	250	770	100	100	0	1,220
Transport for London	1,501	2,699	3,453	3,453	0	11,106
Other Authorities	997	252	0	0	0	1,249
Other Contributions	210	925	150	0	450	1,735
	2,958	4,646	3,703	3,553	450	15,310
TOTAL	15,647	19,322	10,872	10,992	450	57,283

Building Schools for the Future

- 3.35 The Council has been allocated funding in Wave 5 of the Government's Building Schools for the Future (BSF) Programme and expects to reach the outline business case stage by the middle of 2009. The Department for Children, Schools and Families (DCSF) has indicated that funding will be available to the Council. Informally the current position is that funding will be in the form of direct capital grant and the final amount will be determined once the plans are developed in more detail in the outline business case.
- 3.36 Progressing the BSF programme in the form required by the Government is entirely dependent on Government funding being available. If this funding does not materialise and/or is allocated in the form of supported borrowing instead of capital grant, then the size and scope of the Council's BSF programme, and any decisions to progress all or part of it, would need to be reviewed in the light of overall affordability.
- 3.37 The revenue costs of Government supported borrowing are funded through the capital financing formula of the Formula Grant distribution

system. As the Council is at the grant funding floor, increased borrowing allocations do not translate into increased Formula Grant at the margin.

Internal Cash Funding

Reserves

- 3.38 Where there are appropriate earmarked reserves available to fund individual schemes they have been used.
- 3.39 Some £70 million of additional Council funding would be required for pipeline schemes not yet included in the programme and shown in **Table 4**, albeit the amounts are very speculative. Much of this will fall into payment years after 2010/11. In addition there are potential additional resource claims on existing plans, such as Exhibition Road. In order to be able to contemplate these options, it is proposed to retain, as a corporate guideline, a minimum of £15 million in the Capital Expenditure Reserve and £20 million in the Car Parking Reserve as at the end of 2010/11.

Car Parking Reserve

- 3.40 Over the next three years £20 million of the Car Parking Reserve is planned to be used to fund the capital programme. The forecast reserve balance is shown in **Table 9** and is within the limit proposed for the Council's reserves policy.

Table 9

Car Parking Reserve	2007/08 £m	2008/09 £m	2009/10 £m	2010/11 £m	2011/12 £m	2012/13 £m	2013/14 £m
Balance B/F	39.6	37.6	35.3	25.9	21.1	19.0	16.1
Add surplus on on-street Parking	23.0	23.4	23.3	23.3	23.0	22.8	22.5
Funding of revenue exp (incl York Stone)*	-20.6	-21.4	-22.1	-22.8	-23.3	-23.8	-24.3
<i>Sub Total - revenue movement</i>	2.4	2.0	1.2	0.5	-0.3	-1.0	-1.8
Less - funding of capital exp	-4.3	-4.3	-10.7	-5.2	-1.9	-1.9	-1.9
<i>Total movement in Year</i>	-2.0	-2.3	-9.4	-4.7	-2.1	-2.9	-3.6
Balance C/F	37.6	35.3	25.9	21.1	19.0	16.1	12.5

Note: some figures may not add due to rounding

** funding of revenue includes York Stone paving of £2.75 million per annum which has hitherto been approved annually in the light of the available CPR resources.*

- 3.41 The forecast balance on the Car Parking Reserve takes account of the schemes in the proposed capital programme 2008/09 - 2010/11, but only rolling programmes from 2011/12 onwards. There are a number of additional potential schemes in the pipeline shown in **Tables 4 and 5** that could be funded from the Car Parking Reserve e.g. Notting Hill Gate initiative £5 million, Ladbroke Grove Environmental works £2 million, Albert Bridge Repainting/relighting £1 million and Golborne Road Area Improvement £1.8 million. If progressed and funded from the Car Parking Reserve it would reduce the reserve balance to around £7 million at the end of 6 years.

Capital Expenditure Reserve

- 3.42 The other main source of funding of the non-housing capital programme is the Capital Expenditure Reserve, which has been built up from previous revenue contributions.
- 3.43 The capital programme funding assumes that we use the Capital Expenditure Reserve ahead of borrowing, subject to retaining at least £15 million for allocation to pipeline and future projects. Under the current prudential borrowing rules it is no longer essential to take up annual government borrowing approvals to avoid losing them. There is, however, a residual risk that the Government may cap local government borrowing increases in future years for macro economic reasons. The Council has the option of fully depleting the Capital Expenditure Reserve ahead of taking on additional borrowing, other than in the HRA. This would exhaust the Capital Expenditure Reserve by 2010/11 but reduce the borrowing requirement in that year from £22 million to £7 million. Please see **Table 10** below.

Table 10
Capital Expenditure Reserve

Capital Expenditure Reserve	2007/08	2008/09	2009/10	2010/11
	£m	£m	£m	£m
Balance brought forward	60.4	58.9	47.6	22.4
Contributions in	9.1	5.5	5.5	5.5
Retained to fund associated revenue costs	-0.1	-1.1	-0.8	-0.4
Released to fund capital expenditure	-10.5	-15.7	-29.9	-6.9
Balance carried forward	58.9	47.6	22.4	20.6

Funding of Revenue Costs Associated with Capital Schemes

- 3.44 The following items in **Table 11** represent expected costs associated with capital schemes which it is proposed to fund from revenue contributions to the Capital Expenditure Reserve and Car Parking Reserve. These include initial feasibility work and also expenditure that is part of delivering the project, but does not create an asset. Some further feasibility agreed in-year may be funded from the Property Strategy Fund.

Table 11
Revenue Contributions to Capital Expenditure Reserve

Cost type	Business Group/ Cost	2008/09 £'000	2009/10 £'000	2010/11 £'000
	Family and Children's Services			
Consultancy	Building Schools for the Future setup costs	493	559	242
ICT	Central Library ICT	115	90	53
Recruitment	Central Library staff recruitment		15	15
	TOTAL	608	664	310
	Transport, Environment and Leisure Services			
Feasibility	Demolish the existing Ireton Lodge structure and construct a replacement lodge	50		
Feasibility	Relocation of the Arts and Leisure 'Ecology Section' to a purpose built new educational building	60		
Feasibility	Improvement works to Little Wormwood Scrubs.	60		
Removal/ cleaning	Leighton House Phase 2	85		
	TOTAL	255	0	0
	Corporate Services			
Feasibility	Renewable energy generation and supply options	35		
Feasibility	Affordable start-up business units	30		
Rationalisation	Office accommodation	200	100	100
	TOTAL	265	100	100
	TOTAL	1,128	764	410

Revenue Contributions to Car Parking Reserve

Cost type	Business Group/ Cost	2008/09 £'000	2009/10 £'000	2010/11 £'000
	Transport, Environment and Leisure Services			
Consultation	Ladbroke Grove Environmental Improvements	50		
Design/ Consultation	Notting Hill Initiative	300		
	TOTAL	350	0	0

Corporate Funding

3.45 **Table 12** sets out the borrowing amounts that the Government has said it will support through the grant system. As the Council's grant is largely determined by the grant floor there is no direct relationship between borrowing allocations and marginal increases in grant. Supported borrowing is therefore a benchmark for the Council's investment plans, rather than a limit. The figures emphasise that capital spending outside education and housing needs to rely on external funding or the Council's own resources. Given the relatively low amounts, the Council's financing requirement is expected to draw on prudential borrowing i.e. not supported by notional Government grant, for bridging finance to rebuild Holland Park School, pending handover of the southern site for development, unless this is financed directly by concurrent capital receipts.

Table 12
Supported Borrowing

Service Block	2007/08 £'000	2008/09 £'000	2009/10 £'000	2010/11 £'000
Education	3,078	1,169	1,092	625
Housing	5,100	5,100	5,100	5,100
Adult Personal Social Services	127	0	0	0
Children's Personal Social Services	29	46	46	49
Mental Health Services	138	0	0	0
Other	11	0	0	0
Sub Total	8,483	6,315	6,238	5,774
General Fund	3,383	1,215	1,138	674

Summary

3.46 The total funding is shown in **Table 13**. The 'Capital Funding Requirement' (CFR) is the residual requirement after using capital grants and contributions, reserves and capital receipts. The CFR therefore represents the balance to be met by borrowing.

Table 13
Total Funding

General Fund	2008/09 £'000	2009/10 £'000	2010/11 £'000	Later Years £'000	Total £'000
Total Expenditure	31,805	47,573	40,262	43,253	162,893
<i>Less Funded From:</i>					
Capital Grants and Contributions	7,497	4,962	4,766	450	17,675
Dedicated Schools Grant	1,002	1,035	1,068	0	3,105
Specific Capital Receipts	24	0	0	0	24
Net Balance (Council Funding)	23,282	41,576	34,428	42,803	142,089
Use of Specific Reserves and Revenue Funding	3,213	1,020	533	0	4,766
Use of Car Park Reserve	4,267	10,659	5,234	0	20,160
Usable Capital Receipts	656	300	300	0	1,256
Use of Capital Expenditure Reserve	15,146	29,597	6,943	0	51,686
Balance = Capital Financing Requirement	0	0	21,418	42,803	64,221

Housing Revenue Account	2008/09 £'000	2009/10 £'000	2010/11 £'000	Later Years £'000	Total £'000
Total Expenditure	19,026	11,310	12,772	100	43,208
<i>Less Funded From:</i>					
Capital Grants and Contributions	11,825	5,910	6,226	0	23,961
Specific Capital Receipts	1,643	0	0	0	1,643
Net Balance (Council Funding)	5,558	5,400	6,546	100	17,604
Use of Specific Reserves and Revenue Funding	208	50	1,196	0	1,454
Usable Capital Receipts	250	250	250	100	850
Balance = Capital Financing Requirement	5,100	5,100	5,100	0	15,300

REVENUE PROVISION FOR DEBT REPAYMENT 2008/09

3.47 The Local Authorities (Capital Financing and Accounting) (England) (Amendment) Regulations 2008 require that 'a local authority shall calculate for the current financial year an amount of minimum revenue provision (MRP) which it considers to be prudent'. Guidance on what is considered to be prudent provision has recently been issued and the proposals below have been drafted to comply with both the guidance and local practices. The guidance allows four options to be used. Options 1 and 2 relate to historic and current supported borrowing. Options 3 and 4 are to be used for unsupported borrowing. The four methods are described below.

- Option 1 Regulatory Method – continues the existing formula for calculating MRP of 4% on a reducing balance based on the previous end of year Capital Financing Requirement. This method allows for reduction of amount payable by application of 'Adjustment A'¹. *This is the method that is currently applied.*
- Option 2 CFR Method – is the same as Option 1, but does not take advantage of the reduction obtained by applying Adjustment A.
- Option 3 Asset Life Method – requires equal annual instalments over the estimated asset life or over a period prescribed in the guidance. *The Council currently applies this policy on a voluntary basis to 'short-life' assets.*
- Option 4 Depreciation Method – requires provision to be made in line with rules for calculating depreciation charges. However, some assets are not currently subject to depreciation and this method is not, therefore, recommended. A full depreciation charge would be significantly larger than what has hitherto been the minimum requirement, and is closer to the amount, including voluntary provision, that the Council is setting aside.

3.48 It is proposed that the Council's General Fund minimum revenue provision for 2008/09 should be calculated as follows: -

1. In respect of historic capital debt liabilities incurred up to 31 March 2007, a provision equivalent to 4% on a reducing balance basis of the Capital Financing Requirement at 1 April 2008, net of Adjustment A. (Option 1)
2. In respect of supported capital debt liabilities incurred during 2007/08, a provision equivalent to 4% on a reducing balance basis of the total increase in the Capital Financing Requirement in 2007/08. (Option 1)
3. In respect of unsupported capital debt liabilities incurred during 2007/08, a provision based on equal annual instalments over the asset lives of the assets being financed. (Option 3)
4. An additional voluntary provision for debt repayment for short life assets.

¹ Adjustment A is a technical adjustment that applied on the introduction of the Prudential Code, representing the difference between the overall Credit Ceiling on 31 March 2004 and opening Capital Financing Requirement on 1 April 2004.

5. A voluntary provision for debt repayment to reduce the overall level of indebtedness and stabilise financing costs.
 6. A top-up provision in respect of former ILEA² debt which is being written down over 25 years in accordance with regulations.
- 3.49 The total budgeted revenue provision for debt repayment proposed is shown in **Table 14** below. The final amounts charged in respect of items 1 to 3 will vary in line with the final capital expenditure and financing outturn for 2007/08 when this is known. No debt repayment provision is proposed in relation to the Housing Revenue Account as to do so would divert funding from new investment.

Table 14
Total Budgeted Revenue Provision for Debt Repayment

Item	£'000
Historic Capital Debt Liabilities	1,559
Supported Capital Expenditure	0
Unsupported Capital Expenditure	0
Voluntary provision - short-life assets	727
Voluntary provision for debt repayment	4,913
Voluntary provision - ex-ILEA debt	270
Total Revenue Provision 2008/09	7,469

AFFORDABILITY AND REVENUE COST

- 3.50 The principal revenue effect of the programme on the General Fund is the loss of interest as reserves are used up, followed by rising financing charges once borrowing is incurred in 2009/10 and later years. Borrowing adds interest costs and a further statutory minimum four per cent provision for debt repayment, which impacts on the following year. Without additional borrowing, our debt servicing costs could reduce as we set aside annual amounts to repay debt.
- 3.51 The Capital Financing Requirement resulting from the proposed capital programme, is set out in **Table 15**.

² Inner London Education Authority

Table 15
Capital Financing Requirement (CFR) movements

Year	Fund	Opening Balance £'000	Net CFR change - new borrowing £'000	Debt Redemption Provision		Closing Balance £'000
				Less 4% Reducing Value £'000	Top-up £'000	
2007/08	HRA	175,004	5,100	0		180,104
	General Fund	55,103	0	-1,872	-5,965	47,266
	Total	230,107	5,100	-1,872	-5,965	227,370
2008/09	HRA	180,104	5,100	0		185,204
	General Fund	47,266	0	-1,559	-5,910	39,797
	Total	227,370	5,100	-1,559	-5,910	225,001
2009/10	HRA	185,204	5,100	0		190,304
	General Fund	39,797	0	-1,260	-4,463	34,074
	Total	225,001	5,100	-1,260	-4,463	224,378
2010/11	HRA	190,304	5,100	0		195,404
	General Fund	34,074	21,418	-1,031	-3,083	51,378
	Total	224,378	26,518	-1,031	-3,083	246,782
2011/12	HRA	195,404	5,100	0		200,504
	General Fund	51,378	42,803	-1,723	-1,916	90,542
	Total	246,782	47,903	-1,723	-1,916	291,046

3.52 The Council's policy has been that the Capital Financing Requirement exceeds the Government 'supported borrowing' level only in the following circumstances:

- i To lever in external support for the most important local priorities.
- ii For spend to save schemes or to support mainly self-financing projects.
- iii For schemes of exceptional long term strategic importance to the Council.
- iv To cover temporary cash requirements pending an earmarked capital receipt.

3.53 The HRA Capital Financing Requirement is at the level of supported borrowing in order not to add unsubsidised borrowing cost on to the HRA. It is not proposed to use the small amount of supported borrowing allocation for the General Fund, as shown in **Table 12**, until 2010/11. In 2010/11, **Table 13** shows that £21 million of borrowing requirement will be incurred with a further £43 million relating to spending on projects in later years. This relates to borrowing required to fund the balance of the cost of rebuilding Holland Park School, pending the capital receipt from the sale of the southern site. As the size and timing of this receipt is still uncertain it has not been taken into account at this stage but will reduce the borrowing requirement when received. If the capital receipt is received during the new school construction period this would reduce the short term borrowing requirement accordingly.

3.54 **Table 16** shows how the Capital Financing Requirement estimate for *additional* borrowing has changed between the new three-year programme and the one agreed in February 2007. The change principally reflects slippage in the programme.

Table 16
Capital Financing Requirement

Capital Financing Requirement	2007/08 £'000	2008/09 £'000	2009/10 £'000	2010/11 £'000	2011/12 £'000
General Fund					
CFR - new programme	0	0	0	21,418	42,803
CFR - previous programme	0	18,746	10,204	0	
Change from previous programme	0	-18,746	-10,204	21,418	42,803
Housing Revenue Account					
CFR - new programme	5,100	5,100	5,100	5,100	5,100
CFR - previous programme	5,350	5,350	5,350	0	
Change from previous programme	-250	-250	-250	5,100	5,100
Total					
CFR - new programme	5,100	5,100	5,100	26,518	47,903
CFR - previous programme	5,350	24,096	15,554	0	0
Change from previous programme	-250	-18,996	-10,454	26,518	47,903

3.55 **Table 17** shows the affordability of the capital programme for the General Fund, in terms of the marginal impact on the Council Tax and the share of the total budget taken up by capital financing costs. This is compared to the equivalent figures in the current capital programme, with the impact slipping back in tandem with slippage in expenditure. However, in the next three years the impact of new capital spending for the General Fund can be absorbed within the revenue budget by varying the voluntary MRP.

Table 17
Marginal impact for the General Fund

Summary	2007/08 £'000	2008/09 £'000	2009/10 £'000	2010/11 £'000
Interest on historic external borrowing	3,293	2,900	2,731	4,063
Premia and historic early debt redemption	56	56	56	56
Revenue Provision @ 4%	1,872	1,559	1,260	1,031
Voluntary MRP for short life assets	719	727	0	0
Interest on new borrowing (cumulative)	0	0	0	482
Interest loss on use of reserves (cumulative)	995	2,168	4,086	5,706
Total Financing Cost	6,935	7,410	8,133	11,338
Increase in net cost over previous year		475	723	3,205
Year on Year Band D equivalent increase (£)	5	5	7	33
2007/08-2009/10 Capital Programme				
Previously Projected Band D equivalent increase (£)	5	8	22	
Variation in Band D cost i.e. proposed budget compared to previous years estimated increase (£)		-3	-15	33
Ratio of financing cost to revenue budget - current prog	4.1%	4.2%	4.5%	6.1%
Ratio of financing cost to revenue budget - previous yr	4.9%	5.2%	6.3%	N/A

- 3.56 **Table 17** shows that the 2008/09 Band D increased cost of the programme is reduced over the next two years. This is due to re-phased expenditure and use of capital reserves to fund the capital programme rather than borrowing. 2010/11 is a new year included in the three-year programme.
- 3.57 In approving the last three year capital programme, Cabinet indicated that when the ratio of financing cost to budget requirement exceeded 6.7 per cent, this should be a 'trigger' to consider more carefully the affordability of the capital programme. **Table 17** shows that the budget has been kept within this threshold. All else being equal, the ratio will reduce once the capital receipt from the sale of the housing site at Holland Park School is available.
- 3.58 The revenue impact on the HRA depends on subsidy levels and the programme may need to be trimmed back in future years if it puts too much pressure on expenditure, given the statutory constraint on rent increases. The ratio of financing cost to budget for the HRA is shown in **Table 18** as follows: -

Table 18
Ratio of Financing Cost to Budget for the HRA

Item	2007/08	2008/09	2009/10	2010/11
New Capital Programme	32.97%	31.88%	31.42%	29.86%
Previous Capital Programme	31.34%	32.32%	31.03%	N/A

There is no impact on rent levels as a result of the HRA capital programme, due to the rent increase restrictions in place and the fact that expenditure is fully subsidised. Borrowing in excess of subsidy must be absorbed by reductions elsewhere if rent limits are held firm. Affordability for the Housing Revenue Account is secured by aligning the amount borrowed with the HRA subsidy for financing costs. The Council no longer makes a provision to repay debt in the HRA, as to do so would require the HRA to divert expenditure from its major repairs.

- 3.59 The report on the Treasury Management Strategy for 2008/09 describes how finance for the capital programme will be raised and sets the related Treasury Management Prudential Indicators.

LEGAL AND PERSONNEL ISSUES

- 3.60 The capital programme includes a number of schemes to upgrade and improve the buildings portfolio of business groups. This will benefit the built environment for both service users and staff.

DIVERSITY IMPLICATIONS

- 3.61 The property owned by the Council provides opportunities for users with a wide range of backgrounds and abilities. The Council's Equality Scheme and Action Plan commits the Council to improve the accessibility of the buildings in the borough. The capital programme therefore includes a number of schemes designed to achieve these improvements. Implications of individual projects are included in the Capital Budget Reports submitted to Overview and Scrutiny Committees or will be included in more detail in relevant key decision reports.

ENVIRONMENTAL IMPACT

- 3.62 The Council's "Environment Strategy - For a More Sustainable Future - 2006 - 2011" sets out how the Council will demonstrate leadership in developing sustainable solutions to local, regional and global environmental problems. This includes how the Council can influence good practice from its suppliers and contractors through its procurement policies and the application of a whole life costing approach.
- 3.63 Environmental issues form a part of the Council's scheme prioritisation and are a significant consideration for key schemes e.g. Holland Park school and the Central Library.

3.64 RECOMMENDATIONS

The Council is recommended to:

- (i) Approve the capital programme of expenditure and its funding, subject to confirmation of any external resources where relevant, as set out in the Capital Programme Book, including:
 - revisions to the 2007/08 capital budget;
 - approval to schemes starting in 2008/09 of £50.8 million, subject to further specific approval being required for schemes not yet agreed for budget release; and
 - approval to schemes starting in 2009/10 and 2010/11 for planning purposes only.
- (ii) Note that where external funding is not yet certain, any scheme approved will be subject to review in the event that the confirmed external funding is not as assumed in the budget.
- (iii) Agree that in commissioning work, from feasibility onwards, operational, financial, environmental sustainability and whole-life costs should be considered and that long-term social benefits should be identified before schemes are approved for inclusion in the capital programme. This is set out in section 5.

- (iv) Note the grading applied to the accessibility to buildings, as set out in **Appendix 5**.
- (v) Note the potential and pipeline schemes currently excluded from the programme, as set out in **Tables 4 and 5**, and to agree any that should not be progressed now, or any that are the highest priority to progress quickly.
- (vi) Determine that capital receipts in respect of non-dwelling Housing Revenue Account sales be treated as reduced in accordance with the Local Authorities (Capital Finance and Accounting)(England) Regulations 2003 up to the value of the available capital allowance, and that this will apply until determined otherwise.
- (vii) Agree to retain a minimum of £15 million in the Capital Expenditure Reserve and £20 million in the Car Parking Reserve as set out in paragraphs **3.38 – 3.40**.
- (viii) Agree that costs associated with capital schemes can be funded from revenue contributions to the Capital Expenditure Reserve and Car Parking Reserve as set out in paragraph **3.44**.
- (ix) Approve the policy for calculation of the revenue provision for debt repayment in 2008/09 set out in paragraphs **3.47 – 3.49**.
- (x) Agree the affordability of the revenue impact of the programme on the Council Tax and for the Housing Revenue Account, as set out in paragraphs **3.50 – 3.59**.
- (xi) Agree the Capital Financing Requirement as a result of the proposed capital programme as set out in paragraph **3.51 (Table 15)** and note that the timing of any receipt from the sale of the southern site of Holland Park School may vary the financing requirement.

FOR APPROVAL

Sue Beauchamp

Executive Director for Finance, Information Systems and Property

Background Papers

Capital Budget Working Papers 2008/09 – 2010/11
CIPFA Prudential Code for Capital Finance in Local Authorities
Government supported borrowing notifications

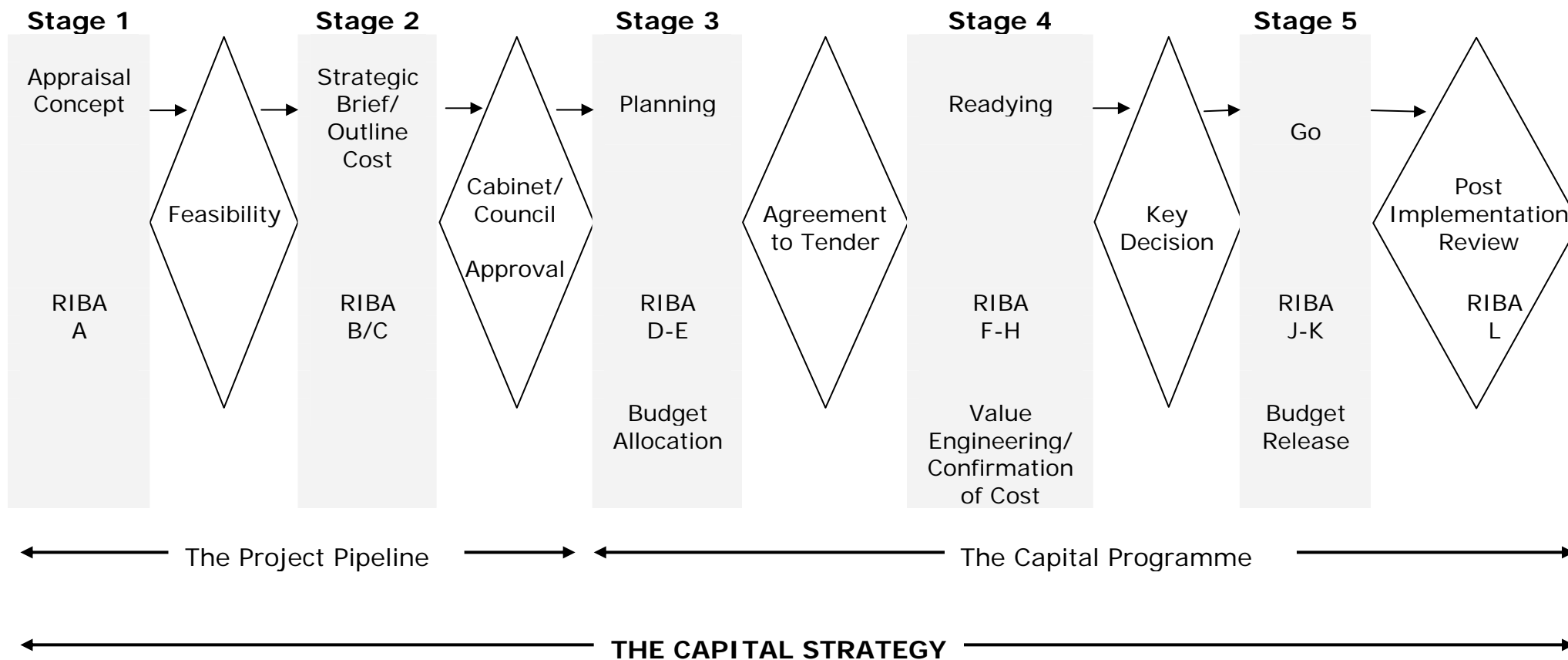
Officer Contact

Mr P. Kidd (tel:020 7361 2316 email: fis.dept@rbkc.gov.uk)

INDEX TO APPENDICES

- 1** Capital Schemes Progression
- 2** Business Group Summary
- 3** Capital Programme by Start Year
- 4** Capital Programme by Service Area
- 5** Accessibility of the Council's Operational Premises
- 6** Business Group Capital Programme 2008/09 – 2010/11
 - Notes
 - The Royal Borough Aims, Community Strategy Goals and Capital Strategy Objectives
 - Family and Children's Services
 - Housing, Health and Adult Social Care
 - Planning and Borough Development
 - Transport, Environment and Leisure Services
 - Corporate Services

CAPITAL SCHEMES PROGRESSION



A Appraisal

- 1 Carry out studies to determine the feasibility of the Client's requirement
- 2A Review with client alternative design and construction approaches and the cost implications or
- 2B Provide information for report on cost implications

B Strategic Brief

- 1 Receive strategic brief prepared by the client

C Outline Proposals

- 1 Commence development of Strategic Brief into Project Brief
- 2 Prepare Outline Proposal
- 3A Provide an approximation of construction costs or
- 3B Provide information for cost planning
- 4 Obtain Client approval to Outline Proposals and approximate construction cost
- 5 Co-operate with Planning Supervisor where applicable

D Detailed Proposals

- 1 Complete developments of Project Brief
- 2 Develop the Detailed Proposal from approved Outline Proposals
- 3A Prepare a cost estimate or
- 3B Provide information for preparation of cost estimate
- 4 Consult statutory authorities
- 5 Obtain Client approval to the Detailed Proposal showing spatial arrangements, material and appearance, and a cost estimate
- 6 Prepare and submit application for full planning permission

E Final Proposals

- 1 Design Final Proposals from approved Detailed Proposals
- 2A Revise cost estimate
- 2B Provide information for revision of cost estimate
- 3 Consult statutory authorities on developed design proposals
- 4 Obtain Client approval to type of construction, quality of materials, standard of workmanship and revised cost estimate
- 5 Advise on consequences of any subsequent changes on cost and programme

F Production Information

- 1 Prepare production information for tender purposes
- 2A Prepare schedules of rates and/or quantities and/or schedules of works for tendering purposes and revise cost estimate, or
- 2B Provide information for preparation of tender pricing documents and revision of cost estimate
- 3A Prepare and make submissions under building acts and/or regulations for other statutory requirements or
- 3B Prepare and give building notice under building acts and/or regulations (not applicable in Scotland)
- 4 Prepare further production information for construction purposes

G Tender documents

- 1 Prepare and collate tender documents in sufficient detail to enable a tender or tenders to be obtained
- 2 Where applicable pass final information to Planning Supervisor for pre-tender Health and Safety Plan
- 3A Prepare pre-tender costs or
- 3B Provide information for preparation of pre-tender cost estimate

H Tender Action

- 1 Contribute to appraisal and report on tenders negotiations
- 2 *If instructed revise production information to meet adjustments in the tender sum*

J Mobilisation

- 1 Provide production information as requested for the building contract and for construction

K Construction to Practical Completion

- 1 Make visits to the works in connection with the Architect's design
- 2 Provide further information reasonable required for construction
- 3 Review design information from contractors or specialists
- 4 Provide drawings showing the building and main lines of drainage and other information for the Health and Safety File
- 5 Give general advice on operation and maintenance of the building

L After Practical Completion

- 1 Identify defects and make final inspections
- 2A Settle Final Account or
- 2B Provide information required by others for settling final account

BUSINESS GROUP SUMMARY

Business Group	2007/08	2008/09	2009/10	2010/11	Later Years	Total
	£'000	£'000	£'000	£'000	£'000	£'000
Family and Children's Services	8,568	11,357	25,263	26,095	37,398	108,681
Housing, Health and Adult Social Care						
Housing and Health - HRA	20,290	19,026	11,310	12,772	100	63,498
Housing and Health - General Fund	11,760	3,102	1,705	1,425	35	18,027
Total	32,050	22,128	13,015	14,197	135	81,525
Planning and Borough Development	77	160	175	200		612
Transport, Environment and Leisure Services	8,692	12,131	15,662	8,704		45,189
Corporate Services	4,017	5,055	4,768	3,838	5,820	23,498
Total Expenditure	53,404	50,831	58,883	53,034	43,353	259,505
EXTERNAL FUNDING						
Transport for London	1,501	2,699	3,453	3,453		11,106
Earmarked Capital Receipts	10,440	1,667	0	0		12,107
National Lottery	100	0	0	0		100
HRA Major Repairs Allowance/Reserve	9,166	11,825	5,910	6,226		33,127
Government Grant - Earmarked	3,423	2,851	1,259	1,213		8,746
Capital Grant - Unearmarked	737	1,002	1,035	1,068		3,842
Contributions Other	1,457	1,947	250	100	450	4,204
Total External Funding	26,824	21,991	11,907	12,060	450	73,232
INTERNAL FUNDING						
Car Parking Reserve	4,341	4,267	10,659	5,234		24,501
Other Reserves	5,889	2,786	1,020	1,679		11,374
Revenue Contributions	56	635	50	50		791
Total Internal Funding	10,286	7,688	11,729	6,963	0	36,666
CORPORATE FUNDING						
Usable Capital Receipts applied	1,793	906	550	550	100	3,899
Use of Capital Expenditure Reserve	9,401	15,146	29,597	6,943		61,087
Capital Financing Requirement - HRA	5,100	5,100	5,100	5,100		20,400
Capital Financing Requirement - GF	0	0	0	21,418	42,803	64,221
Total Corporate Funding	16,294	21,152	35,247	34,011	42,903	149,607
TOTAL ALL SOURCES OF FUNDING	53,404	50,831	58,883	53,034	43,353	259,505

CAPITAL PROGRAMME BY START YEAR

Start Year/ Business Group	2007/08 £'000	2008/09 £'000	2009/10 £'000	2010/11 £'000	Later Years £'000	Total £'000
START YEAR 2007/08 OR EARLIER						
Families and Children's Services	8,568	6,060	1,815	885	0	17,328
Housing and Health	21,855	2,540	0	0	0	24,395
Adult Social Care	10,195	1,095	330	50	0	11,670
<i>Housing, Health and Adult Social Care</i>	<i>32,050</i>	<i>3,635</i>	<i>330</i>	<i>50</i>	<i>0</i>	<i>36,065</i>
Planning and Borough Development	77	65	0	0	0	142
Transport, Environment and Leisure Services	8,336	5,654	2,355	115	0	16,460
Corporate Services	4,017	4,111	3,643	2,763	3,320	17,854
TOTAL	53,048	19,525	8,143	3,813	3,320	87,849
START YEAR 2008/09						
Families and Children's Services	0	5,297	9,775	21,725	37,398	74,195
Housing and Health	0	18,373	135	0	0	18,508
Adult Social Care	0	120	0	0	0	120
<i>Housing, Health and Adult Social Care</i>	<i>0</i>	<i>18,493</i>	<i>135</i>	<i>0</i>	<i>0</i>	<i>18,628</i>
Planning and Borough Development	0	95	175	200	0	470
Transport, Environment and Leisure Services	356	6,477	10,162	5,867	0	22,862
Corporate Services	0	944	0	0	0	944
TOTAL	356	31,306	20,247	27,792	37,398	117,099
START YEAR 2009/10						
Families and Children's Services	0	0	13,673	1,039	0	14,712
Housing and Health	0	0	12,300	135	0	12,435
Adult Social Care	0	0	250	0	0	250
<i>Housing, Health and Adult Social Care</i>	<i>0</i>	<i>0</i>	<i>12,550</i>	<i>135</i>	<i>0</i>	<i>12,685</i>
Planning and Borough Development	0	0	0	0	0	0
Transport, Environment and Leisure Services	0	0	3,145	0	0	3,145
Corporate Services	0	0	1,125	0	0	1,125
TOTAL	0	0	30,493	1,174	0	31,667
START YEAR 2010/11 AND LATER YEARS						
Families and Children's Services	0	0	0	2,446	0	2,446
Housing and Health	0	0	0	13,762	135	13,897
Adult Social Care	0	0	0	250	0	250
<i>Housing, Health and Adult Social Care</i>	<i>0</i>	<i>0</i>	<i>0</i>	<i>14,012</i>	<i>135</i>	<i>14,147</i>
Planning and Borough Development	0	0	0	0	0	0
Transport, Environment and Leisure Services	0	0	0	2,722	0	2,722
Corporate Services	0	0	0	1,075	2,500	3,575
TOTAL	0	0	0	20,255	2,635	22,890
TOTAL FOR ALL START YEARS						
Families and Children's Services	8,568	11,357	25,263	26,095	37,398	108,681
Housing and Health	21,855	20,913	12,435	13,897	135	69,235
Adult Social Care	10,195	1,215	580	300	0	12,290
<i>Housing, Health and Adult Social Care</i>	<i>32,050</i>	<i>22,128</i>	<i>13,015</i>	<i>14,197</i>	<i>135</i>	<i>81,525</i>
Planning and Borough Development	77	160	175	200	0	612
Transport, Environment and Leisure Services	8,692	12,131	15,662	8,704	0	45,189
Corporate Services	4,017	5,055	4,768	3,838	5,820	23,498
TOTAL	53,404	50,831	58,883	53,034	43,353	259,505

CAPITAL PROGRAMME BY SERVICE AREA

Start Year/ Business Group	2008/09 £'000	2009/10 £'000	2010/11 £'000	Later Years £'000	Total £'000	Share %
Families and Children's Services						
Children's centres	2,660	101	0	0	2,761	1.3
Education - non-schools	404	200	220	0	824	0.4
Libraries	937	12,773	3,039	0	16,749	8.1
New schools	4,323	9,483	20,475	37,298	71,579	34.7
Other schools spending	2,475	2,204	2,266	100	7,045	3.4
Social services premises	558	502	95	0	1,155	0.6
TOTAL	11,357	25,263	26,095	37,398	100,113	48.6
Housing, Health and Adult Social Care						
Environmental health	58	0	0	0	58	0.0
Housing HRA	19,026	11,310	12,772	100	43,208	21.0
Housing non-HRA	1,829	1,125	1,125	35	4,114	2.0
Social services premises and IT	1,215	580	300	0	2,095	1.0
TOTAL	22,128	13,015	14,197	135	49,475	24.0
Planning and Borough Development	160	175	200	0	535	0.3
Transport, Environment and Leisure Services						
Arts and museums	800	824	0	0	1,624	0.8
Community safety	130	130	130	0	390	0.2
Highways and street scene	6,890	13,307	7,857	0	28,054	13.6
Parks and railings	2,238	811	717	0	3,766	1.8
Sports centres	1,403	440	0	0	1,843	0.9
Waste, cemeteries and markets	670	150	0	0	820	0.4
TOTAL	12,131	15,662	8,704	0	36,497	17.7
Corporate Services						
Community use	750	0	0	0	750	0.4
IT and network - other	350	56	0	0	406	0.2
Offices and reception	3,955	4,712	3,838	5,820	18,325	8.9
TOTAL	5,055	4,768	3,838	5,820	19,481	9.5
TOTAL	50,831	58,883	53,034	43,353	206,101	100

ACCESSIBILITY OF THE COUNCIL'S OPERATIONAL PREMISES

Property	Grading	Comments (2007/2011 capital works)	Likely Revised Grading
Kensington Town Hall	EXCELLENT	Customer Service Centre now open. Disabled parking arrangements under review.	
Pembroke Road Council Offices - Mini Reception Area	EXCELLENT	New mini reception fully Part M and DDA compliant.	
Cremorne Riverside Centre (excluding Cremorne Gardens)	EXCELLENT	New facility will be fully part M and DDA compliant - construction complete.	
Alec Clifton-Taylor Memorial Garden/St Mary Abbott	GOOD		
Avondale Park & Sports Ground	GOOD	Essential works 2008-09. New disabled toilets planned for 2010-11.	EXCELLENT
Brompton Library	GOOD	New chairlift and disabled WC installed.	
Chelsea Common	GOOD		
Chelsea Embankment Gardens	GOOD		
Cluny Mews Gardens	GOOD	Arms required to existing seating otherwise good.	
Colville Square Gardens	GOOD		
Dovehouse Green	GOOD		
Earls Court Station WC's	GOOD		GOOD
Gloucester Road Toilets (autoloo and disabled)	GOOD	Autoloo and stand alone disabled WC considered together.	
Holland Park (Including Playgrounds, Cafe, Ice House/Orangery/Ecology reception area, WC's and Theatre)	GOOD	Holland Park toilets now refurbished. Café access ramps replaced. Induction loops installed to Stable Yard reception and Opera booking office.	
Ifield Road Playground	GOOD		
Kensington High Street Bus Shelter Autoloo	GOOD		
Kensington Leisure Centre	GOOD	Programme of improvement works ongoing. New pool hoist installed.	
Lonsdale Road Autoloo	GOOD		
North Kensington Library	GOOD		
Notting Hill Gate Bus Shelter Autoloo	GOOD		
Powis Square Gardens	GOOD		
Redcliffe Square Gardens	GOOD		
Roper's Gardens	GOOD		
Royal Avenue Gardens	GOOD		
Social Workers Office, Greaves Tower	GOOD		
Sunbeam Gardens	GOOD		
Tavistock Park	GOOD		
Tavistock Piazza Autoloo	GOOD	To be vacated June 2008.	
Westway Centre (Epics - Ground Floor Only)	GOOD	New lift installed.	
Westway Information & Aid Centre	GOOD		
Kensal Library	GOOD	Public access to ground floor only now.	
Canalside Activities Centre	GOOD	Built 1996 and fully accessible - formal audit required.	
Connexions Centre - Freston Road	GOOD	Built post 1991 - part M compliant formal audit required.	
Lancaster Youth Club	GOOD	Accessible but improvements required - formal audit required.	

Isaac Newton Professional Development Centre	GOOD	Accessible but various improvements required.	
Athlone Gardens	FAIR	Minor access improvements required - disabled parking provision to be considered.	
Chelsea Old Town Hall (Reception/ Halls, Library, Register Office & Social Services)	FAIR	Register Office, Halls and SS Office have good access, Library has insufficient lift access to upper parts. Disabled WC to main halls area is required ,no induction loop to register office reception , general signage requires improvement.	
Crown Wharf Car Compound	FAIR	Access improvement works commencing March 2008.	GOOD
Emslie Horniman Pleasance	FAIR	Disabled parking provision to be reviewed, upgrades to counter, signage and WC's required.	
Gunnersbury Cemetery (Buildings)	FAIR	Programme of improvement works ongoing.	GOOD
Hornnton Street Public Convenience	FAIR	Future use under review.	
Kensington Memorial Park	FAIR	Programme of improvement works ongoing.	GOOD
Lancaster Green	FAIR	Landscaping improvements required.	
Royal Hospital South Grounds	FAIR		
Social Services Neighbourhood Team Office - Grenfell Tower	FAIR	No plans at present - possible relocation.	
St Luke's Gardens	FAIR	Various improvements required.	
Westbourne Grove Public Convenience	FAIR	Access improvement works commencing March 2008.	GOOD
Westfield Park	FAIR	Programme of improvement works ongoing.	GOOD
Portobello Market Managers Office	FAIR	Some improvement works undertaken but further works required including external ramp and improvements to reception area.	EXCELLENT
84 Pembroke Road	FAIR	Due for vacation - leasehold. Internal change in level to reception area.	
Bevington Road Public Convenience	POOR	Underground location means it is not possible to provide full disabled access.	
Central Library	POOR	Major refurbishment planned 2009/2011.	GOOD
Chelsea Sports Centre	POOR	Programme of improvement works ongoing. Chair lift installed to Sports Hall.	FAIR
Cremorne Gardens (Excluding Riverside Centre)	POOR	Improvements included within TELS access improvement programme.	FAIR
Hanwell Cemetery - Buildings	POOR	Essential works 2008-09 - but no disabled toilet provision planned. Being considered for future access programme.	FAIR
Leighton House Museum	POOR	On reserve list of projects - Phase 3 proposals would improve access for disabled.	
Linley Sambourne House	POOR	Listed building and design make this very difficult to improve.	
Notting Hill Gate Library	POOR	Listed building and design make this very difficult to improve. Awaiting planning approval for chair lift (current programme).	
Sloane Square Autoloo	POOR	Planned upgrade as part of area improvements.	EXCELLENT
Kensington Church Street Autoloo (Lancer Square)	POOR	Generic audit undertaken - non disabled autoloo.	
Golborne Youth Centre	POOR	Steps to entrance -TMO property.	
South Kensington Autoloo	POOR	Upgrade planned at contract renewal in 2008.	EXCELLENT

Good progress has been made over the last 12 months in improving access to Council owned property. The new Customer Service Centre has allowed for the creation of a single, fully accessible customer facility for the Town Hall and the new mini reception area at the Council Offices in Pembroke road has been built to modern access design standards. Elsewhere in the portfolio, access

improvements are ongoing and works are about to commence to improve access to the Crown Wharf Car compound and Westbourne Grove public WC's. Other examples include the installation of a chairlift at Chelsea Sports Centre which has enabled wheelchair users to access the sports hall and a new lift hoist for Kensington Sports Centre.

Nearly all of the Councils property has now been subject to a formal access audit except for 2 newly added buildings. These audits are enabling action plans to be drawn up and improvement works prioritised and planned as required.

Notes:

Basic access needs are defined as:

- "the ability for ambulant and non ambulant disabled persons to be able to freely and safely enter onto and around the public areas of a building without interference or obstruction by physical barriers.
- Clear and appropriate signage and lighting should be provided and reception areas freely available for use.
- Busy public reception areas should be fitted with an induction loop.
- Where public toilets are provided, at least one suitably equipped disabled WC is to be provided also.
- A dedicated disabled parking space(s) or a suitable drop off point should be available within the immediate vicinity of the building if reasonably practicable".

'Part M' is a section within the current Building Regulations which provides design standards relating to building access.

Explanation of Grading

Poor Accessibility

The public areas of the building do not fulfil basic access needs and no acceptable alternative means of providing the service is offered.

Fair Accessibility

All public areas of the building fulfil the majority of basic access needs but additional measures may be necessary to achieve this objective or an acceptable means of providing the service in an alternative method is offered if required.

Good Accessibility

All basic access needs are fulfilled or an acceptable alternative method of providing the service is available if required.

Excellent Accessibility

All basic access needs are met and exceeded.

**BUSINESS GROUP CAPITAL PROGRAMME
2008/09 – 2010/11**

CAPITAL PROGRAMME 2008/09 TO 2010/11 – NOTES

Presentation of the Council's Capital Programme

The Capital Programme is shown for each of the Council's Business Groups with schemes being shown in alphabetic order of the project title and then by budgeted start year. Projects are assigned a Programme Status as outlined in **Appendix 1**.

Inclusion of schemes in 2008/09 gives authority to proceed, subject to confirmation of business case, external resources or of firmer planning and cost estimates and key decision. Later years are a provisional programme and the inclusion of new starts in these years gives authority to plan for the future schemes.

The Capital Programme schedules show for each project:

- (i) Forecast spending to 31 March 2007 and estimates for 2008/09 and future years.
- (ii) Estimated full year revenue costs.
- (iii) The Royal Borough aims, Community Strategy goals and Capital Strategy objectives that are met.

For each Business Group the sources of capital funding for each year's programme is shown i.e. external cash funding (e.g. capital grants and contributions) and specifically earmarked capital receipts; internal cash funding (e.g. specific capital reserves) or corporate funding (borrowing, general capital receipts, Capital Expenditure Reserve)

Budget Status

All schemes require a funding release before they can commit expenditure, normally through a Key Decision. The detailed project list in **Appendix 6** marked with a tick those individual schemes in 2008/09 that are already assumed to have authority to spend. This includes those that have already achieved a Key Decision and those delegated to officers as too small to require a Key Decision. Rolling programmes (marked with a tick) are also treated as having a budget release for the financial year immediately ahead, so that officers can commit expenditure as schemes are ready throughout the year. The programme includes a global provision for future years. Schemes with no tick in 2008/09 require further work before approval to commit expenditure.

Financial Conventions:

- (i) Capital costs relate to items which give a long-term benefit to the Council.
- (ii) Revenue costs are items of a recurring nature e.g. running costs for new premises or equipment and financing costs.
- (iii) All costs are shown at outturn prices.

THE COUNCIL AIMS, COMMUNITY STRATEGY GOALS AND CAPITAL STRATEGY OBJECTIVES

THE COUNCIL AIMS

Ref	Council Aims	This means:
R1	Responding to our residents	<ul style="list-style-type: none"> • Putting residents first • Listening to and responding to all of our residents • Providing clear information on our services, activities and ambitions • Recognising the diverse needs, ambitions and backgrounds of our residents • Championing residents' interests
R2	Really good services	<ul style="list-style-type: none"> • Providing services that are well-led and well-managed • Setting ambitious and clear goals • Keeping well-informed, being willing to learn and ready to improve • Working successfully with our partners
R3	Renewing the legacy	<ul style="list-style-type: none"> • Delivering high quality buildings and public spaces – from schools and libraries to housing and parks • Removing clutter from our streets and using high quality materials to improve our environment • Working with partners to make the borough more attractive • Using our planning powers to protect the borough's character and improve its appearance

COMMUNITY STRATEGY GOALS

Ref	Goal	The Council and its partners will work to:
C1	Environment and Transport A borough with an environment and amenities which enhance the quality of life of the whole community.	Protect and improve the borough's environment; Deliver services and work with local people day by day to make the borough a pleasant place to be in; Improve local transport management, services and networks; and Promote energy efficiency recycling and the reduction of pollution.
C2	Culture, Arts and Leisure A borough where everyone has the opportunity to enjoy its public parks and open spaces and a wide variety of high quality cultural, artistic and leisure activities.	Ensure that the conditions for a thriving arts sector are established, maintained and developed; Encourage literacy, reading and lifelong learning for people's economic good and cultural and personal development; Improve the quality and accessibility of sports and leisure provision for all in the Royal Borough and encourage participation in physical activities; and Improve the quality and accessibility for all of the public open space within the Royal Borough.
C3	Safer Communities A borough where people live their lives free of crime and the fear of crime.	Ensure that residents are, and feel, secure in their homes and daily lives; Catch and convict offenders, stop them from re-offending and ensure that victims are properly supported; Reduce the numbers of young people involved in crime and disorder either as victims or perpetrators; Tackle the use of illegal drugs and the misuse of alcohol.
C4	Health and Social Care A borough where everyone has the opportunity to lead a healthy and independent life and can access good quality health and social care services when they need them.	Improve and protect the overall health of people living in the borough and reduce inequalities in health; Improve the quality and choice offered by local health and social care services; Improve the experience of patients, carers and users of local health and social care services; Help children and young people to stay safe and be healthy; and Improve residents' independence and quality of life.
C5	Homes and Housing A borough with good quality housing that is well managed and put to the best possible use to meet people's needs.	Improve the quality of housing; Increase the supply of housing for a wide range of people; Prevent homelessness and ensure temporary accommodation is of a suitable standard; Engage with communities and enhance community life; and Improve the delivery of housing services.
C6	Community, Equality and Inclusivity A borough where all local people feel confident of their place in the wider community and where everyone can access the services they need.	Improve the relevance and accessibility of local services to residents and other service users; Improve the way that partners inform, communicate with and consult local residents; Support and develop community life and leadership in the borough; and The Kensington and Chelsea Partnership Steering Group will act in ways that make it easy for all organisations and individuals to be involved in and contribute to the Partnership's work.
C7	Learning A borough where everyone is a learner with high aspirations and achieves high standards whether for employability or personal development.	Raise educational standards and achievement; Increase accessibility to and participation in learning and development, particularly for those at risk of underachievement and social exclusion; and Ensure that schools and children's centres are an effective community resource that support current and future national education and children's services initiatives.
C8	Work and Business A borough which enjoys high and stable levels of economic growth and employment with the benefits of increasing prosperity enjoyed across the borough.	Create and maintain an attractive business environment in the borough; and Improve the employment prospects of resident including young people, creating opportunities and tackling barriers which make it difficult for them to gain or retain employment.

CAPITAL STRATEGY OBJECTIVES 2007 - 2010

Ref	Capital Planning, Asset Management and Financial Objectives
	Capital Planning Objectives
1	To improve the proportion of housing that meets the decent homes standard.
2	To support the 21 flagship developments that have a major impact on the social, economic and environmental objectives of the Council.
3	To contribute to the well-being of the residents of the borough by maintaining and enhancing the built environment, parks and open spaces, the streetscape, community safety and amenity, the heritage of the area, our environmental responsibilities.
4	To enable residents (especially those with special needs) to live with as much independence as possible.
5	To contribute to the development of a transport infrastructure for the Royal Borough which is safe, efficient, environmentally acceptable, provides for walking, cycling and use of the river.
6	To provide Information Technology and systems that support the efficient and effective operation of services, and widen access to those services.
	Asset Management Objectives
7	To maximise the use of assets in meeting current and future service (and cross-cutting) needs, by ensuring that over time operational premises are maintained in a satisfactory condition, sufficient and suitable for their purpose, sufficiently accessible, safe and secure, in an appropriate location, reviewed regularly to ensure that they continue to meet service needs.
8	To ensure that existing and new assets deliver services in an efficient, cost effective, and sustainable manner, in particular by ensuring that premises and other assets are efficient in terms of property management, intensively used and reviewed to detect opportunities for acquisition, rationalisation, disposal, and/or sharing of property assets, efficient in overall resource use, identifying sustainability improvements where appropriate.
	Financial Objectives
9	To generate an optimum financial return from assets with a commercial element.
10	To re-invest non-Housing Revenue Account (HRA) capital receipts from the disposal of freehold property in other long-term assets for the Royal Borough, except where there is an overriding service objective or economic case.
11	To maximise the use of external sources of funding, where these further the Council's objectives, and act in partnership with other agencies where this is beneficial.

CAPITAL PROGRAMME 2008/09 – 2010/11

FAMILY AND CHILDREN'S SERVICES

[✓ = Authority to spend]

FAMILIES AND CHILDREN'S SERVICES

CAPITAL PROGRAMME 2008/09 - 2010/11 (£'000)

Project Title	Project Description	Start Year	Exp to 31 March 2007	2007/08	2008/09	2009/10	2010/11	Later Years	Total Cost	Full Year Revenue	External Cash Funding and Receipts	Internal Cash Funding	Corporate Funding	Capital Strategy Objectives	Borough Aims, Community	Programme Status
Access - Education and Libraries and Families	Works to provide improved access to buildings in line with Disability Discrimination Act. Includes Clare Gardens Project.	2007/08	0	110 ✓	135 ✓	0	0	0	245	22	0	0	245	4,7,8,11	R1,R2,R3, C1,C2,C4, C6,C7	R
Access - Family and Children's Business Group	Works to provide improved access to buildings in line with Disability Discrimination Act.	2008/09	0	0	167 ✓	0	0	0	167	15	0	0	167	4,7,8,11	R1,R2,R3, C1,C2,C4, C6,C7	R
Access - Family and Children's Business Group	Works to provide improved access to buildings in line with Disability Discrimination Act.	2009/10	0	0	0	230	0	0	230	21	0	0	230	4,7,8,11	R1, R2, R3, C1, C2, C4, C6, C7	R
Access - Family and Children's Business Group	Works to provide improved access to buildings in line with Disability Discrimination Act.	2010/11	0	0	0	0	250	0	250	23	0	0	250	4,7,8,11	R1,R2,R3, C1,C2,C4, C6,C7	R
Bevington Primary	Provision on new entrance and lift - final phase (previous phase in 2005/06)	2005/06	61	330 ✓	0	0	0	0	391	36	0	0	391	7,8,11	R1,R2,R3, C1,C2,C6, C7	4

[✓ = Authority to spend]

FAMILIES AND CHILDREN'S SERVICES

CAPITAL PROGRAMME 2008/09 - 2010/11 (£'000)

Project Title	Project Description	Start Year	Exp to 31 March 2007	2007/08	2008/09	2009/10	2010/11	Later Years	Total Cost	Full Year Revenue	External Cash Funding and Receipts	Internal Cash Funding	Corporate Funding	Capital Strategy Objectives	Borough Aims, Community	Programme Status
Big Lottery (was New Opportunities) Fund projects	A range of Sport and PE projects being undertaken funded by Big Lottery.	2005/06	690	100 ✓	0	0	0	0	790	0	790	0	0	3,7,8,11	R1, R2, R3, C1,C3, C4, C6, C7	5
Broadband Infrastructure for schools	Provision to establish broadband links through the London Grid for Learning (LGfL) for secondary schools in the borough and develop further the services provided through the LGfL. This is partially funded through the Standards	2007/08	0	48 ✓	0	0	0	0	48	0	48	0	0	6,11	R1, R2, R3, C1,C3, C4, C6, C7	5
Business Intelligence - Directors Station	Implement the Sirsidynix Business Intelligence product Directors Station to create a data warehouse and provide analysis facilities to establish trends and patterns in library usage and to monitor service provision.	2008/09	0	0	27	0	0	0	27	2	0	0	27	6	R1,R2,C1, C7	3
Central Library - Construction	Heating, lighting and remodelling in line with the Library Strategy findings	2009/10	0	0	0	11,309	1,039	0	12,348	1,111	0	0	12,348	3,6,7,8	R1,R2,R3, C1,C2,C7, C8	3
Central Library - Design	Heating, lighting and remodelling in line with the Library Strategy findings	2007/08	11	227 ✓	647	202	220	0	1,307	117	0	0	1,307	3,6,7,8	R1,R2,R3, C1,C2,C7, C8	3

[✓ = Authority to spend]

FAMILIES AND CHILDREN'S SERVICES

CAPITAL PROGRAMME 2008/09 - 2010/11 (£'000)

Project Title	Project Description	Start Year	Exp to 31 March 2007	2007/08	2008/09	2009/10	2010/11	Later Years	Total Cost	Full Year Revenue	External Cash Funding and Receipts	Internal Cash Funding	Corporate Funding	Capital Strategy Objectives	Borough Aims, Community	Programme Status
Central Library - Feasibility Study	Heating, lighting and remodelling in line with the Library Strategy findings.	2005/06	80	0	0	0	0	0	80	7	0	0	80	3,7,8	R1, R2, R3, C1, C2, C6, C7	5
Central Library Refurbishment - Moves	Central Library - refurbishment - moves	2008/09	0	0	185	680	1,615	0	2,480	223	0	0	2,480	3,6,7,8	R1,R2,R3, C1,C2,C7, C8	3
Children's Centre Capital	Development of Children's Centre/Extended Schools/Child Care - General Sure Start Grant	2007/08	0	734	552	0	0	0	1,286	0	1,286	0	0	7,8,11	R1,R2,R3, C1,C2,C6, C7	4
City Learning Centre	Grant funding toward running City Learning Centre	2007/08	0	150	0	0	0	0	150	0	150	0	0	7,8,11	R1,R2,R3, C1,C2,C6, C7,C8	R
City Learning Centre	Grant funding toward running City Learning Centre	2008/09	0	0	150	0	0	0	150	0	150	0	0	7,8,11	R1,R2,R3, C1,C2,C6, C7,C8	R

[✓ = Authority to spend]

FAMILIES AND CHILDREN'S SERVICES

CAPITAL PROGRAMME 2008/09 - 2010/11 (£'000)

Project Title	Project Description	Start Year	Exp to 31 March 2007	2007/08	2008/09	2009/10	2010/11	Later Years	Total Cost	Full Year Revenue	External Cash Funding and Receipts	Internal Cash Funding	Corporate Funding	Capital Strategy Objectives	Borough Aims, Community	Programme Status
City Learning Centre	Grant funding toward running City Learning Centre	2009/10	0	0	0	150	0	0	150	0	150	0	0	7,8,11	R1,R2,R3, C1,C2,C6, C7,C8	R
City Learning Centre	Grant funding toward running City Learning Centre	2010/11	0	0	0	0	150	0	150	0	150	0	0	7,8,11	R1,R2,R3, C1,C2,C6, C7,C8	R
Consultants appointment and Surveys	Appointment of consultants and survey work in connection with the development of Asset Management Plans	2008/09	0	0	75	82	90	100	347	31	0	0	347	3,7,8	R2,R3,C1, C4,C7	R
Consultants Fees/Condition Surveys	Payment of consultants to cover development of projects for future capital programmes, including Building Schools for the Future (BSF)	2007/08	103	300 ✓	0	0	0	0	403	36	0	0	403	3,7,8,9,11	R1, R2, R3, C1, C2, C6, C7	3
Fair Funding schools allocation	Schools capital allocations calculated by formula and 100% funded through the Standards Fund.	2007/08	0	787 ✓	0	0	0	0	787	0	787	0	0	7,8,11	R1, R2, R3, C1, C2, C6, C7	R

[✓ = Authority to spend]

FAMILIES AND CHILDREN'S SERVICES

CAPITAL PROGRAMME 2008/09 - 2010/11 (£'000)

Project Title	Project Description	Start Year	Exp to 31 March 2007	2007/08	2008/09	2009/10	2010/11	Later Years	Total Cost	Full Year Revenue	External Cash Funding and Receipts	Internal Cash Funding	Corporate Funding	Capital Strategy Objectives	Borough Aims, Community	Programme Status
Fair Funding schools allocation	Schools capital allocations calculated by formula and 100% funded through the Standards Fund.	2008/09	0	0	787 ✓	0	0	0	787	0	787	0	0	7,8,11	R1, R2, R3, C1, C2, C6, C7	R
Fair Funding schools allocation	Schools capital allocations calculated by formula and 100% funded through the Standards Fund.	2009/10	0	0	0	787	0	0	787	0	787	0	0	7,8,11	R1,R2,R3, C1,C2,C6, C7	R
Fair Funding schools allocation	Schools capital allocations calculated by formula and 100% funded through the Standards Fund.	2010/11	0	0	0	0	787	0	787	0	787	0	0	7,8,11	R1,R2,R3, C1,C2,C6, C7	R
Feasibility - pupil database	Investigate feasibility of central and integrated pupil database. (including children's services)	2006/07	26	220 ✓	100 ✓	0	0	0	346	31	0	0	346	6,9	R1,R2,C1, C2,C6,C7	3
FINAL ACCOUNTS	Final Accounts	2003/04 or earlier	206	150 ✓	150 ✓	0	0	0	506	45	0	0	506	7,8,11	R1,R2,R3, C1,C2,C6, C7	R

[✓ = Authority to spend]

FAMILIES AND CHILDREN'S SERVICES

CAPITAL PROGRAMME 2008/09 - 2010/11 (£'000)

Project Title	Project Description	Start Year	Exp to 31 March 2007	2007/08	2008/09	2009/10	2010/11	Later Years	Total Cost	Full Year Revenue	External Cash Funding and Receipts	Internal Cash Funding	Corporate Funding	Capital Strategy Objectives	Borough Aims, Community	Programme Status
Golborne Youth Centre	Re-establish the IT network that has been dismantled at the centre	2007/08	0	50 ✓	0	0	0	0	50	5	0	0	50	7,8,11	R1, R2, R3, C1, C2, C3, C6, C7	3
HHASC Managed FCS Premises Improvement Projects	Capital fund of £400,000 to allow for a number of small planned upgrade/improvement works to take place at a number of HHASC managed FCS sites.	2008/09	0	0	100	300	0	0	400	36	0	0	400	3,7,8	R1,R2,R3, C1,C4,C6, C7	3
Holland Park School - Design	Project management, design team fees and anticipated construction costs for the redevelopment of Holland Park School. It is expected that these will be fully funded through capital receipts from the sale of the Southern site.	2005/06	3,860	550 ✓	0	0	0	0	4,410	397	0	0	4,410	2,7,8,10	R1, R2, R3, C1, C2, C6, C7	4
Holland Park School - Redevelopment	Project management, design team fees and anticipated construction costs for the redevelopment of Holland Park School. It is expected that these will be fully funded through capital receipts from the sale of the Southern site	2008/09	0	0	2,374	8,551	19,975	37,298	68,198	6,084	600	0	67,598	2,7,8,10	R1,R2,R3, C1,C2,C6, C7	4
ICS - Fostering and Adoption	The implementation of improved fostering (Including Private Fostering) and adoption processes supported by the Integrated Children's System (ICS).	2008/09	0	0	63	87	0	0	150	14	0	0	150	6	R1,R2,C4, C7	3

[✓ = Authority to spend]

FAMILIES AND CHILDREN'S SERVICES

CAPITAL PROGRAMME 2008/09 - 2010/11 (£'000)

Project Title	Project Description	Start Year	Exp to 31 March 2007	2007/08	2008/09	2009/10	2010/11	Later Years	Total Cost	Full Year Revenue	External Cash Funding and Receipts	Internal Cash Funding	Corporate Funding	Capital Strategy Objectives	Borough Aims, Community	Programme Status
ICS Phase 3	Development of processes and IT tools for supporting services working with children and young people below the threshold of need.	2008/09	0	0	70	75	45	0	190	18	0	0	190	1,3,6,8	R1,R2,C1, C4,C7	3
ICT Feasibility	ICT strategy	2007/08	26	60 ✓	0	0	0	0	86	7	0	0	86	6	R1, R2, R3, C1, C2, C3, C6, C7	3
Information Technology - Integrated Childrens Syst	Provision towards the major investment in technology within Children's Services.	2007/08	196	325 ✓	175	50	0	0	746	49	197	0	549	6	R1, R2, R3, C1, C2, C3, C6, C7	3
Libraries - Access Point	Development of access to Library services through other council or community buildings - pilot study	2007/08	0	18 ✓	0	0	0	0	18	2	0	0	18	6	R1, R2, R3, C1, C2, C3, C6, C7	3
Libraries - General	The implementation of Radio Frequency Identification Systems in RBKC's six libraries.	2006/07	8	52 ✓	25	550	165	0	800	72	0	0	800	6, 9	R1, R2, R3, C1, C2, C3, C6, C7	3

[✓ = Authority to spend]

FAMILIES AND CHILDREN'S SERVICES

CAPITAL PROGRAMME 2008/09 - 2010/11 (£'000)

Project Title	Project Description	Start Year	Exp to 31 March 2007	2007/08	2008/09	2009/10	2010/11	Later Years	Total Cost	Full Year Revenue	External Cash Funding and Receipts	Internal Cash Funding	Corporate Funding	Capital Strategy Objectives	Borough Aims, Community	Programme Status
Libraries and Arts - Capital Strategy	Phased programme of works yet to be identified to implement recently agreed Library Strategy 2005-2010 except Central Library.	2007/08	0	26 ✓	24 ✓	0	0	0	50	5	0	0	50	6,7,8,9	R1, R2, R3, C1, C2, C6, C7	3
Libraries Management System migration	Migration of Library Management System to new Oracle platform.	2009/10	0	0	0	32	0	0	32	3	0	0	32	6,8	R2,C1,C7	3
Minor Works	Small improvement/ emergency works to be carried out in FCS buildings	2007/08	0	75 ✓	0	0	0	0	75	7	0	0	75	7,8,11	R1, R2, R3, C1, C2, C6, C7	R
Minor Works	Small improvement/ emergency works to be carried out in FCS buildings	2008/09	0	0	75 ✓	0	0	0	75	7	0	0	75	7,8,11	R1, R2, R3, C1, C2, C6, C7	R
Minor Works	Small improvement/ emergency works to be carried out in FCS buildings	2009/10	0	0	0	85	0	0	85	7	0	0	85	7,8,11	R1,R2,R3, C1,C2,C6, C7	R

[✓ = Authority to spend]

FAMILIES AND CHILDREN'S SERVICES

CAPITAL PROGRAMME 2008/09 - 2010/11 (£'000)

Project Title	Project Description	Start Year	Exp to 31 March 2007	2007/08	2008/09	2009/10	2010/11	Later Years	Total Cost	Full Year Revenue	External Cash Funding and Receipts	Internal Cash Funding	Corporate Funding	Capital Strategy Objectives	Borough Aims, Community	Programme Status
Minor Works	Small improvement/ emergency works to be carried out in FCS buildings	2010/11	0	0	0	0	95	0	95	9	0	0	95	7,8,11	R1,R2,R3, C1,C2,C6, C7	R
New Secondary School - Development	Fees and feasibility study costs for new school, purchase of site for new secondary school, project management fees and site assembly costs.	2005/06	6,576	1,273	949	432	0	0	9,230	831	0	0	9,230	2,7,8,11	R1,R2,R3, C1,C2,C6, C7	5
New Secondary School - Sponsorship Costs	Sponsorship costs	2005/06	0	0	1,000	500	500	0	2,000	100	0	2,000	0	2,7,8,11	R1,R2,R3, C1,C2,C6, C7	5
Non School Education Buildings - Capital Works	Works in non-school buildings arising from the condition and suitability surveys undertaken during development of Asset Management Plans.	2007/08	0	90	0	0	0	0	90	9	0	0	90	7,8,11	R1, R2, R3, C1, C2, C3, C6, C7	R
Non School Education Buildings - Capital Works	Works in non-school buildings arising from the condition and suitability surveys undertaken during development of Asset Management Plans.	2008/09	0	0	200	0	0	0	200	18	0	0	200	7,8,11	R1, R2, R3, C1, C2, C3, C6, C7	R

[✓ = Authority to spend]

FAMILIES AND CHILDREN'S SERVICES

CAPITAL PROGRAMME 2008/09 - 2010/11 (£'000)

Project Title	Project Description	Start Year	Exp to 31 March 2007	2007/08	2008/09	2009/10	2010/11	Later Years	Total Cost	Full Year Revenue	External Cash Funding and Receipts	Internal Cash Funding	Corporate Funding	Capital Strategy Objectives	Borough Aims, Community	Programme Status
Non School Education Buildings - Capital Works	Works in non-school buildings arising from the condition and suitability surveys undertaken during development of Asset Management Plans.	2009/10	0	0	0	200	0	0	200	18	0	0	200	7,8,11	R1, R2, R3, C1, C2, C3, C6, C7	R
Non School Education Buildings - Capital Works	Works in non-school buildings arising from the condition and suitability surveys undertaken during development of Asset Management Plans.	2010/11	0	0	0	0	220	0	220	20	0	0	220	7,8,11	R1,R2,R3, C1,C2,C3, C6,C7	R
North Kensington Library - External Works	External Works	2006/07	35	45 ✓	0	0	0	0	80	7	0	0	80	7,8,11	R1,R2,R3, C1,C2,C6, C7	5
Notting Hill Gate and Kensal Libraries	To add Notting Hill Gate and Kensal library into the council telephone network.	2006/07	0	10 ✓	0	0	0	0	10	1	0	0	10	7,8,11	R1, R2, R3, C1, C2, C6, C7	5
Nursery/Primary Schools - Capital Works	Works in nursery/primary schools arising from the condition surveys undertaken during development of Asset Management Plans.	2007/08	0	1,143 ✓	0	0	0	0	1,143	48	609	0	534	7,8,11	R1, R2, R3, C1, C2, C6, C7	R

[✓ = Authority to spend]

FAMILIES AND CHILDREN'S SERVICES

CAPITAL PROGRAMME 2008/09 - 2010/11 (£'000)

Project Title	Project Description	Start Year	Exp to 31 March 2007	2007/08	2008/09	2009/10	2010/11	Later Years	Total Cost	Full Year Revenue	External Cash Funding and Receipts	Internal Cash Funding	Corporate Funding	Capital Strategy Objectives	Borough Aims, Community	Programme Status
Nursery/Primary Schools - Capital Works	Works in nursery/primary schools arising from the condition surveys undertaken during development of Asset Management Plans.	2008/09	0	0	625 ✓	0	0	0	625	52	46	0	579	7,8,11	R1, R2, R3, C1, C2, C6, C7	R
Nursery/Primary Schools - Capital Works	Works in nursery/primary schools arising from the condition surveys undertaken during development of Asset Management Plans.	2009/10	0	0	0	675	0	0	675	56	46	0	629	7,8,11	R1,R2,R3, C1,C2,C6, C7	R
Nursery/Primary Schools - Capital Works	Works in nursery/primary schools arising from the condition surveys undertaken during development of Asset Management Plans.	2010/11	0	0	0	0	720	0	720	65	0	0	720	7,8,11	R1,R2,R3, C1,C2,C6, C7	R
Premises Improvement Programme - Family & Children	Fire compartmentation survey and remedial works	2007/08	0	50 ✓	10 ✓	0	0	0	60	5	0	0	60	7,8	R1, R2, R3, C1, C2, C6, C7	5
Premises Improvement Programme - St Marks	St Marks Children Home. Ground floor refurbishment	2007/08	0	35 ✓	5 ✓	0	0	0	40	4	0	0	40	7,8	R1, R2, R3, C1, C3, C4, C5, C6	5

[✓ = Authority to spend]

FAMILIES AND CHILDREN'S SERVICES

CAPITAL PROGRAMME 2008/09 - 2010/11 (£'000)

Project Title	Project Description	Start Year	Exp to 31 March 2007	2007/08	2008/09	2009/10	2010/11	Later Years	Total Cost	Full Year Revenue	External Cash Funding and Receipts	Internal Cash Funding	Corporate Funding	Capital Strategy Objectives	Borough Aims, Community	Programme Status
Premises Improvement Programme - St Quintins	To redevelop St Quintins Family Centre to provide facilities to operate as phase 2 Children's Centre and a centre for Children with Disabilities (part replacement for the Little House).	2007/08	0	264	1,918	51	0	0	2,233	162	440	0	1,793	7,8	R1, R2, R3, C1, C3, C4, C5, C6	3
Redevelopment of Oxford Gardens Basement	Refurbishment of 36 Oxford Gardens including replacement of services.	2007/08	38	350	320	30	0	0	738	67	0	0	738	7,8	R1, R2, R3, C1, C3, C4, C5, C6	3
School Kitchens - Capital Works	Enables a continuous programme of improvements in School Kitchens to ensure contractual obligations are met as well ensuring the efficient provision of meals.	2007/08	0	70 ✓	0	0	0	0	70	7	0	0	70	7,8,11	R1, R2, R3, C1, C4, C6	R
School Kitchens - Capital Works	Enables a continuous programme of improvements in School Kitchens to ensure contractual obligations are met as well ensuring the efficient provision of meals.	2008/09	0	0	74 ✓	0	0	0	74	7	0	0	74	7,8,11	R1, R2, R3, C1, C4, C6	R
School Kitchens - Capital Works	Enables a continuous programme of improvements in School Kitchens to ensure contractual obligations are met as well ensuring the efficient provision of meals.	2009/10	0	0	0	80	0	0	80	7	0	0	80	7,8,11	R1, R2, R3, C1, C4, C6	R

[✓ = Authority to spend]

FAMILIES AND CHILDREN'S SERVICES

CAPITAL PROGRAMME 2008/09 - 2010/11 (£'000)

Project Title	Project Description	Start Year	Exp to 31 March 2007	2007/08	2008/09	2009/10	2010/11	Later Years	Total Cost	Full Year Revenue	External Cash Funding and Receipts	Internal Cash Funding	Corporate Funding	Capital Strategy Objectives	Borough Aims, Community	Programme Status
School Kitchens - Capital Works	Enables a continuous programme of improvements in School Kitchens to ensure contractual obligations are met as well ensuring the efficient provision of meals.	2010/11	0	0	0	0	84	0	84	7	0	0	84	7,8,11	R1,R2,R3, C1,C4,C6	R
Secondary Schools - Capital Works	Works in secondary schools arising from the condition and suitability surveys undertaken during development of Asset Management Plans.	2007/08	0	20 ✓	0	0	0	0	20	2	0	0	20	7,8,11	R1, R2, R3, C1, C2, C6, C7	R
Secondary Schools - Capital Works	Works in secondary schools arising from the condition and suitability surveys undertaken during development of Asset Management Plans.	2008/09	0	0	22 ✓	0	0	0	22	2	0	0	22	7,8,11	R1, R2, R3, C1, C2, C6, C7	R
Secondary Schools - Capital Works	Works in secondary schools arising from the condition and suitability surveys undertaken during development of Asset Management Plans.	2009/10	0	0	0	25	0	0	25	2	0	0	25	7,8,11	R1,R2,R3, C1,C2,C6, C7	R
Secondary Schools - Capital Works	Works in secondary schools arising from the condition and suitability surveys undertaken during development of Asset Management Plans.	2010/11	0	0	0	0	30	0	30	3	0	0	30	7,8,11	R1,R2,R3, C1,C2,C6, C7	R

[✓ = Authority to spend]

FAMILIES AND CHILDREN'S SERVICES

CAPITAL PROGRAMME 2008/09 - 2010/11 (£'000)

Project Title	Project Description	Start Year	Exp to 31 March 2007	2007/08	2008/09	2009/10	2010/11	Later Years	Total Cost	Full Year Revenue	External Cash Funding and Receipts	Internal Cash Funding	Corporate Funding	Capital Strategy Objectives	Borough Aims, Community	Programme Status
Security Review of Kensington & Chelsea Libraries	Installation of CCTV in all Branch Libraries following a recent review of security measures currently in place within the Library Service and recent Building Risk Assessments.	2008/09	0	0	29	0	0	0	29	2	0	0	29	3,7,8	R2,R3,C1, C3,C7	3
Special Schools - Capital Works	Works in special schools arising from the condition and suitability surveys undertaken during development of Asset Management Plans.	2007/08	0	100	50	0	0	0	150	14	0	0	150	4,7,8,11	R1, R2, R3, C1, C2, C6, C7	R
Special Schools - Capital Works	Works in special schools arising from the condition and suitability surveys undertaken during development of Asset Management Plans.	2008/09	0	0	100	0	0	0	100	9	0	0	100	4,7,8,11	R1, R2, R3, C1, C2, C6, C7	R
Special Schools - Capital Works	Works in special schools arising from the condition and suitability surveys undertaken during development of Asset Management Plans.	2009/10	0	0	0	100	0	0	100	9	0	0	100	4,7,8,11	R1, R2, R3, C1, C2, C6, C7	R
Special Schools - Capital Works	Works in special schools arising from the condition and suitability surveys undertaken during development of Asset Management Plans.	2010/11	0	0	0	0	110	0	110	10	0	0	110	4,7,8,11	R1,R2,R3, C1,C2,C6, C7	R

[✓ = Authority to spend]

FAMILIES AND CHILDREN'S SERVICES

CAPITAL PROGRAMME 2008/09 - 2010/11 (£'000)

Project Title	Project Description	Start Year	Exp to 31 March 2007	2007/08	2008/09	2009/10	2010/11	Later Years	Total Cost	Full Year Revenue	External Cash Funding and Receipts	Internal Cash Funding	Corporate Funding	Capital Strategy Objectives	Borough Aims, Community	Programme Status
Suitability	Carlyle and Space KC	2007/08	0	120 ✓	0	0	0	0	120	7	50	0	70	7,8,11	R1, R2, R3, C1, C2, C3, C6, C7	3
Treverton Estate Playground	The project will install play and climbing equipment, a youth shelter, and a refurbished ball games area.	2008/09	0	0	104	0	0	0	104	0	104	0	0	3,7,8	R1,R2,R3, C1,C3,C7	3
Vehicles for Special Needs Transport	Provision of new vehicles for Special Needs Transport Fleet	2008/09	0	0	70	0	0	0	70	4	0	70	0	4,7	R1,R2,C1, C4,C7	4
West Chelsea Development - Flashpoint	West Chelsea Development	2007/08	4	331 ✓	0	0	0	0	335	12	200	0	135	7,8,11	R1, R2, R3, C1, C2, C3, C6, C7	4
West Chelsea Development - Westfield Park	West Chelsea Development	2006/07	0	250 ✓	0	0	0	0	250	13	0	250	0	7,8,11	R1, R2, R3, C1, C2, C3, C6, C7	3

[✓ = Authority to spend]

FAMILIES AND CHILDREN'S SERVICES

CAPITAL PROGRAMME 2008/09 - 2010/11 (£'000)

Project Title	Project Description	Start Year	Exp to 31 March 2007	2007/08	2008/09	2009/10	2010/11	Later Years	Total Cost	Full Year Revenue	External Cash Funding and Receipts	Internal Cash Funding	Corporate Funding	Capital Strategy Objectives	Borough Aims, Community	Programme Status
West Chelsea Development - Youth Projects	West Chelsea Development	2006/07	32	60 ✓	0	0	0	0	92	5	0	92	0	7,8,11	R1, R2, R3, C1, C2, C3, C6, C7	3
Youth Opportunities Fund	Providing new opportunities for young people	2006/07	86	45 ✓	0	0	0	0	131	0	131	0	0	7,8,11	R1, R2, R3, C1, C2, C3, C6, C7	5
TOTALS			12,038	8,568	11,357	25,263	26,095	37,398	120,719	10,027	8,295	2,412	110,012			

BUSINESS GROUP SUMMARY OF FUNDING

Business Group/ Funding Source	Exp to 31 March 2007	2007/08	2008/09	2009/10	2010/11	Later Years	Total
Families and Children's Services	£'000	£'000	£'000	£'000	£'000	£'000	£'000
EXTERNAL FUNDING							
Earmarked Capital Receipts	0	0	24	0	0	0	24
National Lottery	690	100	0	0	0	0	790
Government Grant	86	2,770	1,975	983	937	0	6,751
Contributions Other	0	50	80	150	0	450	730
TOTAL	776	2,920	2,079	1,133	937	450	8,295
INTERNAL FUNDING							
Car Parking Reserve	0	0	70	0	0	0	70
Other Reserves	32	310	1,000	500	500	0	2,342
TOTAL	32	310	1,070	500	500	0	2,412
CORPORATE FUNDING							
General Resources	11,230	5,338	8,208	23,630	24,658	36,948	110,012
TOTAL	11,230	5,338	8,208	23,630	24,658	36,948	110,012
TOTAL COUNCIL FUNDING (Internal and Corporate)	11,262	5,648	9,278	24,130	25,158	36,948	112,424
TOTAL ALL SOURCES OF FUNDING	12,038	8,568	11,357	25,263	26,095	37,398	120,719

CAPITAL PROGRAMME 2008/09 – 2010/11

HOUSING, HEALTH AND ADULT SOCIAL CARE

[✓ = Authority to spend]

HOUSING AND HEALTH

CAPITAL PROGRAMME 2008/09 - 2010/11 (£'000)

Project Title	Project Description	Start Year	Exp to 31 March 2007	2007/08	2008/09	2009/10	2010/11	Later Years	Total Cost	Full Year Revenue	External Cash Funding and Receipts	Internal Cash Funding	Corporate Funding	Capital Strategy Objectives	Borough Aims, Community	Programme Status
Acolaid IT System	This replacement Environmental Health IT system is now being implemented with full completion expected in 2006	2003/04 or earlier	141	58 ✓	58	0	0	0	257	16	0	184	73	1,2,4,6	R1,R2, C6	5
Compulsory Purchase Order - 96 Gloucester Road	Continued deterioration resulted in 96 Gloucester Road being deemed unfit. A Closing Order followed by a CPO was agreed. The owners have carried out repairs so a CPO is not necessary, only legal costs are expected to arise.	2006/07	0	50 ✓	0	0	0	0	50	5	0	0	50	1,3,4,7,8,9	R1,R2,R3, C3,C5	5
Disabled Facilities Grant	This scheme allows for resources to fund eligible works to the private stock in the Borough. Expenditure is offset by government subsidy at 60%.	2006/07	315	35 ✓	0	0	0	0	350	13	210	0	140	1,2,3,11	R1,R2,R3, C3,C5,C6	R
Disabled Facilities Grant	This scheme allows for resources to fund eligible works to the private stock in the Borough. Expenditure is offset by government subsidy at 60%.	2007/08	0	460 ✓	0	0	0	0	460	16	276	0	184	1,2,3,11	R1,R2,R3, C3,C5,C6	R
Disabled Facilities Grant	This scheme allows for resources to fund eligible works to the private stock in the Borough. Expenditure is offset by government subsidy at 60%.	2008/09	0	0	460 ✓	0	0	0	460	16	276	0	184	1,2,3,11	R1,R2,R3, C3,C5,C6	R

[✓ = Authority to spend]

HOUSING AND HEALTH

CAPITAL PROGRAMME 2008/09 - 2010/11 (£'000)

Project Title	Project Description	Start Year	Exp to 31 March 2007	2007/08	2008/09	2009/10	2010/11	Later Years	Total Cost	Full Year Revenue	External Cash Funding and Receipts	Internal Cash Funding	Corporate Funding	Capital Strategy Objectives	Borough Aims, Community	Programme Status
Disabled Facilities Grant	This scheme allows for resources to fund eligible works to the private stock in the Borough. Expenditure is offset by government subsidy at 60%.	2009/10	0	0	0	460	0	0	460	16	276	0	184	1,2,3,11	R1,R2,R3, C3,C5,C6	R
Disabled Facilities Grant	This scheme allows for resources to fund eligible works to the private stock in the Borough. Expenditure is offset by government subsidy at 60%.	2010/11	0	0	0	0	460	0	460	16	276	0	184	1,2,3,11	R1,R2,R3, C3,C5,C6	R
Elm Park Gardens	This scheme aims to develop basements to be used for social housing whilst funding the development work through the sale of some of the redeveloped basements.	2005/06	170	2,152 ✓	1,643 ✓	0	0	0	3,965	0	3,965	0	0	1,2,3,4,7,8 ,9,10	R1,R2,R3, C5	5
Housing Revenue Account (HRA) Capital Programme	The HRA capital programme comprises planned investment to the local authority housing stock. This assumes significant new resources through the ALMO bid. The programme will be managed by the ALMO.	2006/07	23,769	0	0	0	0	0	23,769	(1,122)	11,176	149	12,444	1,2,3,4,7,8 ,11	R1,R2,R3, C3,C5,C6	H
Housing Revenue Account (HRA) Capital Programme	The HRA capital programme comprises planned investment to the local authority housing stock. The programme will be managed by the ALMO.	2007/08	0	17,962 ✓	0	0	0	0	17,962	(621)	9,629	3,233	5,100	1,2,3,4,7,8 ,11	R1,R2,R3, C3,C5,C6	H

[✓ = Authority to spend]

HOUSING AND HEALTH

CAPITAL PROGRAMME 2008/09 - 2010/11 (£'000)

Project Title	Project Description	Start Year	Exp to 31 March 2007	2007/08	2008/09	2009/10	2010/11	Later Years	Total Cost	Full Year Revenue	External Cash Funding and Receipts	Internal Cash Funding	Corporate Funding	Capital Strategy Objectives	Borough Aims, Community	Programme Status
Housing Revenue Account (HRA) Capital Programme	The HRA capital programme comprises planned investment to the local authority housing stock. The programme will be managed by the ALMO.	2008/09	0	0	17,133 ✓	0	0	0	17,133	(903)	11,825	208	5,100	1,2,3,4,7,8,11	R1,R2,R3,C3,C5,C6	H
Housing Revenue Account (HRA) Capital Programme	The HRA capital programme comprises planned investment to the local authority housing stock. The programme will be managed by the ALMO.	2009/10	0	0	0	11,060	0	0	11,060	0	5,910	50	5,100	1,2,3,4,7,8,11	R1,R2,R3,C3,C5,C6	H
Housing Revenue Account (HRA) Capital Programme	The HRA capital programme comprises planned investment to the local authority housing stock. The programme will be managed by the ALMO.	2010/11	0	0	0	0	12,522	0	12,522	0	6,226	1,196	5,100	1,2,3,4,7,8,11	R1,R2,R3,C3,C5,C6	H
Lets Rent	This scheme aims to target resources at properties in accordance with the LETS RENT Strategy which, when refurbished, will become available for letting to people in housing need in the Borough.	2006/07	15	0	0	0	0	0	15	2	0	0	15	1,3,4,7,9	R1,R2,R3,C3,C5,C6	R
Lets Rent	This scheme aims to target resources at properties in accordance with the LETS RENT Strategy which, when refurbished, will become available for letting to people in housing need in the Borough.	2007/08	0	20 ✓	0	0	0	0	20	2	0	0	20	1,3,4,7,9	R1,R2,R3,C3,C5,C6	R

[✓ = Authority to spend]

HOUSING AND HEALTH

CAPITAL PROGRAMME 2008/09 - 2010/11 (£'000)

Project Title	Project Description	Start Year	Exp to 31 March 2007	2007/08	2008/09	2009/10	2010/11	Later Years	Total Cost	Full Year Revenue	External Cash Funding and Receipts	Internal Cash Funding	Corporate Funding	Capital Strategy Objectives	Borough Aims, Community	Programme Status
Lets Rent	This scheme aims to target resources at properties in accordance with the LETS RENT Strategy which, when refurbished, will become available for letting to people in housing need in the Borough.	2008/09	0	0	20 ✓	0	0	0	20	2	0	0	20	1,3,4,7,9	R1,R2,R3, C3,C5,C6	R
Lets Rent	This scheme aims to target resources at properties in accordance with the LETS RENT Strategy which, when refurbished, will become available for letting to people in housing need in the Borough.	2009/10	0	0	0	20	0	0	20	2	0	0	20	1,3,4,7,9	R1,R2,C4, C6	R
Lets Rent	This scheme aims to target resources at properties in accordance with the LETS RENT Strategy which, when refurbished, will become available for letting to people in housing need in the Borough.	2010/11	0	0	0	0	20	0	20	2	0	0	20	1,3,4,7,9	R1,R2,C4, C6	R
Private Sector Renewal Grants	Within the new Private Sector Renewal Strategy, provide assistance to residents to improve the energy efficiency of their homes, improve home security and alleviate unfitnes and disrepair.	2006/07	285	59 ✓	0	0	0	0	344	31	0	0	344	1,3,4,8,9	R1,R2,R3, C1,C3,C5, C6	R
Private Sector Renewal Grants	Within the new Private Sector Renewal Strategy, provide assistance to residents to improve the energy efficiency of their homes, improve home security and alleviate unfitnes and disrepair.	2007/08	0	430 ✓	0	0	0	0	430	39	0	0	430	1,4,7,8,9	R1,R2,R3, C1,C3,C5, C6	R

[✓ = Authority to spend]

HOUSING AND HEALTH

CAPITAL PROGRAMME 2008/09 - 2010/11 (£'000)

Project Title	Project Description	Start Year	Exp to 31 March 2007	2007/08	2008/09	2009/10	2010/11	Later Years	Total Cost	Full Year Revenue	External Cash Funding and Receipts	Internal Cash Funding	Corporate Funding	Capital Strategy Objectives	Borough Aims, Community	Programme Status
Private Sector Renewal Grants	Within the new Private Sector Renewal Strategy, provide assistance to residents to improve the energy efficiency of their homes, improve home security and alleviate unfit and disrepair.	2008/09	0	0	430 ✓	0	0	0	430	39	0	0	430	1,4,7,8,9	R1,R2,R3, C1,C3,C5, C6	R
Private Sector Renewal Grants	Within the new Private Sector Renewal Strategy, provide assistance to residents to improve the energy efficiency of their homes, improve home security and alleviate unfit and disrepair.	2009/10	0	0	0	430	0	0	430	39	0	0	430	1,4,7,8,9	R1, R2, C4, C6	R
Private Sector Renewal Grants	Within the new Private Sector Renewal Strategy, provide assistance to residents to improve the energy efficiency of their homes, improve home security and alleviate unfit and disrepair.	2010/11	0	0	0	0	430	0	430	39	0	0	430	1,4,7,8,9	R1,R2,C4, C6	R
Redcliffe Gardens	Development of a new build Healthy Living Centre which will be owned by St Mungos; funded by a one off capital grant to the Royal Borough from the Homelessness Directorate [Communities and Local Government]	2007/08	0	226 ✓	150	0	0	0	376	0	376	0	0	TBD	TBD	5
Regeneration HRA	HRA Element: Regeneration projects support community development initiatives by enhancing estate security, improving tenants clubrooms and making estates more attractive places to live.	2006/07	243	26 ✓	0	0	0	0	269	2	0	0	269	1,3,4,7,8	R1, R2, R3, C1, C2, C3, C5, C6	R

[✓ = Authority to spend]

HOUSING AND HEALTH

CAPITAL PROGRAMME 2008/09 - 2010/11 (£'000)

Project Title	Project Description	Start Year	Exp to 31 March 2007	2007/08	2008/09	2009/10	2010/11	Later Years	Total Cost	Full Year Revenue	External Cash Funding and Receipts	Internal Cash Funding	Corporate Funding	Capital Strategy Objectives	Borough Aims, Community	Programme Status
Regeneration HRA	HRA Element: Regeneration projects support community development initiatives by enhancing estate security, improving tenants clubrooms and making estates more attractive places to live.	2007/08	0	150 ✓	100 ✓	0	0	0	250	3	0	0	250	1,3,4,7,8	R1, R2, R3, C1, C2, C3, C5, C6	R
Regeneration HRA	HRA Element: Regeneration projects support community development initiatives by enhancing estate security, improving tenants clubrooms and making estates more attractive places to live.	2008/09	0	0	150 ✓	100	0	0	250	3	0	0	250	1,3,4,7,8	R1,R2, R3,C1,C2, C3,C5,C6	R
Regeneration HRA	HRA Element: Regeneration projects support community development initiatives by enhancing estate security, improving tenants clubrooms and making estates more attractive places to live.	2009/10	0	0	0	150	100	0	250	13	0	0	250	1,3,4,7,8	R1,R2,R3, C3,C4,C6	R
Regeneration HRA	HRA Element: Regeneration projects support community development initiatives by enhancing estate security, improving tenants clubrooms and making estates more attractive places to live.	2010/11	0	0	0	0	150	100	250	0	0	0	250	1,3,4,7,8	R1,R2,R3, C3,C4,C6	R
Regeneration RSL	RSL Element: Regeneration projects support community development initiatives by enhancing estate security, improving tenants clubrooms and making estates more attractive places to live.	2006/07	193	22 ✓	0	0	0	0	215	20	0	0	215	1,3,4,7,8	R1, R2, R3, C1, C2, C3, C5, C6	R

[✓ = Authority to spend]

HOUSING AND HEALTH

CAPITAL PROGRAMME 2008/09 - 2010/11 (£'000)

Project Title	Project Description	Start Year	Exp to 31 March 2007	2007/08	2008/09	2009/10	2010/11	Later Years	Total Cost	Full Year Revenue	External Cash Funding and Receipts	Internal Cash Funding	Corporate Funding	Capital Strategy Objectives	Borough Aims, Community	Programme Status
Regeneration RSL	RSL Element: Regeneration projects support community development initiatives by enhancing estate security, improving tenants clubrooms and making estates more attractive places to live.	2007/08	0	180 ✓	35 ✓	0	0	0	215	20	0	0	215	1,3,4,7,8	R1, R2, R3, C1, C2, C3, C5, C6	R
Regeneration RSL	RSL Element: Regeneration projects support community development initiatives by enhancing estate security, improving tenants clubrooms and making estates more attractive places to live.	2008/09	0	0	180 ✓	35	0	0	215	20	0	0	215	1,3,4,7,8	R1, R2, R3, C1, C2, C3, C5, C6	R
Regeneration RSL	RSL Element: Regeneration projects support community development initiatives by enhancing estate security, improving tenants clubrooms and making estates more attractive places to live.	2009/10	0	0	0	180	35	0	215	20	0	0	215	1,3,4,7,8	R1, R2, R3, C3, C4, C6	R
Regeneration RSL	RSL Element: Regeneration projects support community development initiatives by enhancing estate security, improving tenants clubrooms and making estates more attractive places to live.	2010/11	0	0	0	0	180	35	215	20	0	0	215	1,3,4,7,8	R1,R2,R3, C3,C4,C6	R
Westway Travellers Site and Stable Way	The travellers site and the access road (Stable Way) has been identified as in need of environmental improvements to improve the amenity and living conditions for travellers and tenants of the trust	2007/08	21	25 ✓	554	0	0	0	600	14	450	0	150	3,4,11	R3,R4,R5, R6	4
TOTALS			25,152	21,855	20,913	12,435	13,897	135	94,387	(2,216)	50,871	5,020	38,496			

BUSINESS GROUP SUMMARY OF FUNDING

Business Group/ Funding Source	Exp to 31 March 2007	2007/08	2008/09	2009/10	2010/11	Later Years	Total
	£'000	£'000	£'000	£'000	£'000	£'000	£'000
Housing and Health							
EXTERNAL FUNDING							
Earmarked Capital Receipts	170	2,615	1,643	0	0	0	4,428
HRA Major Repairs Allowance/Reserve	11,176	9,166	11,825	5,910	6,226	0	44,303
Government Grant	189	523	876	276	276	0	2,140
TOTAL	11,535	12,304	14,344	6,186	6,502	0	50,871
INTERNAL FUNDING							
Other Reserves	141	3,226	158	0	1,146	0	4,671
Revenue Contributions	149	50	50	50	50	0	349
TOTAL	290	3,276	208	50	1,196	0	5,020
CORPORATE FUNDING							
General Resources	13,327	6,275	6,361	6,199	6,199	135	38,496
TOTAL	13,327	6,275	6,361	6,199	6,199	135	38,496
TOTAL COUNCIL FUNDING (Internal and Corporate)	13,617	9,551	6,569	6,249	7,395	135	43,516
TOTAL ALL SOURCES OF FUNDING	25,152	21,855	20,913	12,435	13,897	135	94,387

[✓ = Authority to spend]

ADULT SOCIAL CARE

CAPITAL PROGRAMME 2008/09 - 2010/11 (£'000)

Project Title	Project Description	Start Year	Exp to 31 March 2007	2007/08	2008/09	2009/10	2010/11	Later Years	Total Cost	Full Year Revenue	External Cash Funding and Receipts	Internal Cash Funding	Corporate Funding	Capital Strategy Objectives	Borough Aims, Community	Programme Status
282 Earl's Court Road - External Upgrades	Work to install double glazing and to externally decorate the adult social care offices	2007/08	0	0	110	10	0	0	120	10	9	0	111	8	R2,C4	4
Assessment System for Community Care (ASCC)	To improve the current ASCC to reflect new business and legislative requirements	2006/07	4	100 ✓	320	320	50	0	794	70	0	45	749	6	R1,R2,C4	3
Cambridge Gardens	The development of 4 flats offering supported living accommodation to people with a learning disability.	2007/08	0	848	0	0	0	0	848	0	848	0	0	2,4,7,8	R1,R2,R3,C3,C4,C6	3
Care Home Improvement	A DoH grant the Council was allocated to give provide funding to improve the physical environment of care homes+B38	2007/08	0	110 ✓	0	0	0	0	110	0	110	0	0	7,8	R1,R2,R3,C3,C4,C6	5
Day Care Review	To review current day care services	2007/08	0	35 ✓	0	0	0	0	35	2	0	35	0	6	R2,C4	5

[✓ = Authority to spend]

ADULT SOCIAL CARE

CAPITAL PROGRAMME 2008/09 - 2010/11 (£'000)

Project Title	Project Description	Start Year	Exp to 31 March 2007	2007/08	2008/09	2009/10	2010/11	Later Years	Total Cost	Full Year Revenue	External Cash Funding and Receipts	Internal Cash Funding	Corporate Funding	Capital Strategy Objectives	Borough Aims, Community	Programme Status
Demolition of Edenham	Demolition of building and clearance of land	2007/08	2	30 ✓	120	0	0	0	152	14	0	0	152	4	R2,C4	4
Ellesmere Main Scheme	Redevelopment of site in order to meet registration standards, provide care to clients with higher dependency levels and incorporate the Gertrude Street Day Centre. The scheme is expected to be largely self funding as a result of the	2004/05	1,072	8,540 ✓	75 ✓	0	0	0	9,687	74	8,864	0	823	2,4,7,8,9,1 1	R1,R2,R3, C3,C4,C6	5
Emergency Lighting Upgrades - Adult's Services	To upgrade emergency lighting in properties to meet required standards and comply with Fire Safety Act	2006/07	44	53 ✓	0	0	0	0	97	9	0	0	97	7	R2, R3, C3, C4,	5
Fire Compartmentation Surveys and Remedial Works	Work to carry out fire compartmentation surveys and remedial works on Adult Social Care properties	2007/08	0	50 ✓	10 ✓	0	0	0	60	3	0	60	0	7	R2,C3	4
Grove Resource Centre Refurbishment	To refurbish the centre to enable day care to be delivered to adults with severe and enduring mental health problems in line with the plan for the modernisation of the mental health day service in the Royal Borough	2007/08	115	100 ✓	0	0	0	0	215	20	0	0	215	2,4,7,8,9,1 1	R1,R2,R3, C3,C4,C6	3

[✓ = Authority to spend]

ADULT SOCIAL CARE

CAPITAL PROGRAMME 2008/09 - 2010/11 (£'000)

Project Title	Project Description	Start Year	Exp to 31 March 2007	2007/08	2008/09	2009/10	2010/11	Later Years	Total Cost	Full Year Revenue	External Cash Funding and Receipts	Internal Cash Funding	Corporate Funding	Capital Strategy Objectives	Borough Aims, Community	Programme Status
Home Care Electronic Monitoring	Purchase of a system for electronic collection of home care visits data	2007/08	0	50 ✓	200	0	0	0	250	23	0	0	250	6	R2,C4	3
Person Index Phase 2	To provide some integration between the Person Index and other IT systems	2007/08	0	24 ✓	120 ✓	0	0	0	144	13	0	0	144	6	R2,C4,C6	4
Piper House - External Upgrades	Installation of double glazing and external decorations	2007/08	0	20 ✓	0	0	0	0	20	2	0	0	20	8	R2,C4	4
Piper House Review	Review of future uses of Piper House	2007/08	0	35 ✓	0	0	0	0	35	2	0	35	0	8	R2,C4	5
Premises Improvement Programme Adult's Services	The project comprises a variety of renewal and refurbishment projects to Social Services - Adult's premises	2008/09	0	0	120 ✓	0	0	0	120	0	120	0	0	7,8	R1,R2,R3,C3,C4,C6	R

[✓ = Authority to spend]

ADULT SOCIAL CARE

CAPITAL PROGRAMME 2008/09 - 2010/11 (£'000)

Project Title	Project Description	Start Year	Exp to 31 March 2007	2007/08	2008/09	2009/10	2010/11	Later Years	Total Cost	Full Year Revenue	External Cash Funding and Receipts	Internal Cash Funding	Corporate Funding	Capital Strategy Objectives	Borough Aims, Community	Programme Status
Premises Improvement Programme Adult's Services	The project comprises a variety of renewal and refurbishment projects to Social Services - Adult's premises	2009/10	0	0	0	250	0	0	250	14	0	220	30	7,8	R1,R2,R3, C3,C4,C6	R
Premises Improvement Programme Adult's Services	The project comprises a variety of renewal and refurbishment projects to Social Services - Adult's premises	2010/11	0	0	0	0	250	0	250	23	0	0	250	7,8	R1,R2,R3, C3,C4,C6	R
Replacement of Maintenance System Controls at EPIC	Works to ensure heating and ventilation systems failures can be avoided	2007/08	0	55 ✓	5 ✓	0	0	0	60	5	0	0	60	8	R2,C4	4
SCOPE Comfort Cooling	Installation of comfort cooling in offices of learning disability teams at SCOPE	2007/08	0	65 ✓	5 ✓	0	0	0	70	7	0	0	70	8	R2,C4	4
Services on the Web	Provision of on-line assessments and service delivery data via the web and Digital TV	2007/08	0	20 ✓	40 ✓	0	0	0	60	5	0	0	60	6	R1, R2, R3, C4, C6	4

[✓ = Authority to spend]

ADULT SOCIAL CARE

CAPITAL PROGRAMME 2008/09 - 2010/11 (£'000)

Project Title	Project Description	Start Year	Exp to 31 March 2007	2007/08	2008/09	2009/10	2010/11	Later Years	Total Cost	Full Year Revenue	External Cash Funding and Receipts	Internal Cash Funding	Corporate Funding	Capital Strategy Objectives	Borough Aims, Community	Programme Status
Thamesbrook Air Conditioning	To install air containing at Thamesbrook Home for Older People	2006/07	9	60 ✓	90 ✓	0	0	0	159	14	0	0	159	7,8	R1, R2, R3	4
TOTALS			1,246	10,195	1,215	580	300	0	13,536	310	9,951	395	3,190			

BUSINESS GROUP SUMMARY OF FUNDING

Business Group/ Funding Source	Exp to 31 March 2007	2007/08	2008/09	2009/10	2010/11	Later Years	Total
Adult Social Care	£'000	£'000	£'000	£'000	£'000	£'000	£'000
EXTERNAL FUNDING							
Earmarked Capital Receipts	100	7,825	0	0	0	0	7,925
Government Grant	0	110	0	0	0	0	110
Contributions Other	715	997	204	0	0	0	1,916
TOTAL	815	8,932	204	0	0	0	9,951
INTERNAL FUNDING							
Other Reserves	0	165	10	220	0	0	395
TOTAL	0	165	10	220	0	0	395
CORPORATE FUNDING							
General Resources	431	1,098	1,001	360	300	0	3,190
TOTAL	431	1,098	1,001	360	300	0	3,190
TOTAL COUNCIL FUNDING (Internal and Corporate)	431	1,263	1,011	580	300	0	3,585
TOTAL ALL SOURCES OF FUNDING	1,246	10,195	1,215	580	300	0	13,536

CAPITAL PROGRAMME 2008/09 – 2010/11
PLANNING AND BOROUGH DEVELOPMENT

[✓ = Authority to spend]

PLANNING AND BOROUGH DEVELOPMENT

CAPITAL PROGRAMME 2008/09 - 2010/11 (£'000)

Project Title	Project Description	Start Year	Exp to 31 March 2007	2007/08	2008/09	2009/10	2010/11	Later Years	Total Cost	Full Year Revenue	External Cash Funding and Receipts	Internal Cash Funding	Corporate Funding	Capital Strategy Objectives	Borough Aims, Community	Programme Status
Kiosks	A newspaper kiosk has been designed to be used in four locations around the Borough. Two locations have been confirmed and the first kiosk is being constructed off site with installation due in Earls Court by March 2008	2006/07	33	57 ✓	50 ✓	0	0	0	140	12	0	20	120	3,11	R1,R3,C1,C2,C6	5
Local Enhancement Schemes	A number of local enhancement schemes have been identified in the various Conservation Area Proposal Statements which can be funded from the Car Parking Reserve. For 2008/09 the funding is to be used for Courtfield	2008/09	0	0	25	25	50	0	100	5	0	100	0	6	R1,R3,C1,C3,C6	R
Pembridge Square Railings	Railings replacement project (costing £400K in total) mainly funded by local residents with a small grant contribution from the Council. Residents funding is now fully secured and work is on site with completion due in 2008/09.	2007/08	0	20 ✓	15 ✓	0	0	0	35	1	20	15	0	3,11	R1,R3,C1,C6	5
Public Art	Public Art commissioned by the Art Advisory Panel and funded from S106 contributions from developers	2008/09	0	0	20	100	100	0	220	0	220	0	0	2,3,11	R3,C1,C2,C8	3
Shop Front Grants	Grants to be given to shopkeepers to improve their shop fronts following the recommendations of the Retail Commission.	2008/09	0	0	50	50	50	0	150	8	0	150	0	3,11	R3,C8	3
TOTALS			33	77	160	175	200	0	645	26	240	285	120			

BUSINESS GROUP SUMMARY OF FUNDING

Business Group/ Funding Source	Exp to 31 March 2007	2007/08	2008/09	2009/10	2010/11	Later Years	Total
Planning and Borough Development	£'000	£'000	£'000	£'000	£'000	£'000	£'000
EXTERNAL FUNDING							
Government Grant	0	20	0	0	0	0	20
Contributions Other	0	0	20	100	100	0	220
TOTAL	0	20	20	100	100	0	240
INTERNAL FUNDING							
Car Parking Reserve	0	10	100	75	100	0	285
TOTAL	0	10	100	75	100	0	285
CORPORATE FUNDING							
General Resources	33	47	40	0	0	0	120
TOTAL	33	47	40	0	0	0	120
TOTAL COUNCIL FUNDING (Internal and Corporate)	33	57	140	75	100	0	405
TOTAL ALL SOURCES OF FUNDING	33	77	160	175	200	0	645

CAPITAL PROGRAMME 2008/09 – 2010/11

TRANSPORT, ENVIRONMENT AND LEISURE SERVICES

[✓ = Authority to spend]

TRANSPORT, ENVIRONMENT AND LEISURE SERVICES

CAPITAL PROGRAMME 2008/09 - 2010/11 (£'000)

Project Title	Project Description	Start Year	Exp to 31 March 2007	2007/08	2008/09	2009/10	2010/11	Later Years	Total Cost	Full Year Revenue	External Cash Funding and Receipts	Internal Cash Funding	Corporate Funding	Capital Strategy Objectives	Borough Aims, Community	Programme Status
Albert Bridge Strengthening Design Fees	Design fees for the Albert Bridge Major Structural Repairs project.	2008/09	0	180 ✓	120 ✓	0	0	0	300	0	300	0	0	3,5,11	R3, C1	3
Bus Stop Accessibility -TfL	This rolling programme, subject to TfL funding, is to ensure bus stop layout and design meet pedestrian and bus priority needs and improve the streetscape.	2007/08	0	25 ✓	0	0	0	0	25	0	25	0	0	3,5,8,11	R1,R2,R3, C1,C3,C5, C6	R
Bus Stop Accessibility -TfL	This rolling programme, subject to TfL funding, is to ensure bus stop layout and design meet pedestrian and bus priority needs and improve the streetscape.	2008/09	0	0	25 ✓	0	0	0	25	0	25	0	0	3,5,8,11	R1,R2,R3, C1,C3,C5, C6	R
Bus Stop Accessibility -TfL	This rolling programme, subject to TfL funding, is to ensure bus stop layout and design meet pedestrian and bus priority needs and improve the streetscape.	2009/10	0	0	0	25	0	0	25	0	25	0	0	3,5,8,11	R1,R2,R3, C1,C3,C5, C6	R
Bus Stop Accessibility -TfL	This rolling programme, subject to TfL funding, is to ensure bus stop layout and design meet pedestrian and bus priority needs and improve the streetscape.	2010/11	0	0	0	0	25	0	25	0	25	0	0	3,5,8,11	R1,R2,R3, C1,C3,C5, C6	R

[✓ = Authority to spend]

TRANSPORT, ENVIRONMENT AND LEISURE SERVICES

CAPITAL PROGRAMME 2008/09 - 2010/11 (£'000)

Project Title	Project Description	Start Year	Exp to 31 March 2007	2007/08	2008/09	2009/10	2010/11	Later Years	Total Cost	Full Year Revenue	External Cash Funding and Receipts	Internal Cash Funding	Corporate Funding	Capital Strategy Objectives	Borough Aims, Community	Programme Status
CCTV Digital Recording System	This community safety proposal is to replace the analogue recording system which will maximise efficiency in monitoring, offer better resolution and image retrieval.	2006/07	30	90	0	0	0	0	120	5	25	95	0	3,5,7,11	R1,R2,R3, C1,C3,C5, C6,C8	5
Chelsea Bridge Repainting and Relighting	This scheme is for the planned maintenance for the bridge. Repainting and relighting works were completed in 2006. The retention is outstanding.	2005/06	1,130	34	0	0	0	0	1,164	53	114	1,050	0	2,3,5,7,8,11	R1,R2,R3, C1,C6	5
Cycling - TfL	This LIP rolling programme scheme is for the promotion and provision of bicycle training. It also covers parking facilities in existing developments including housing, popular destinations and places of interest.	2006/07	9	0	0	0	0	0	9	0	9	0	0	3,5,8,11	R1,R2,R3, C1,C2,C3, C4,C6	R
Cycling - TfL	This LIP rolling programme scheme is for the promotion and provision of bicycle training. It also covers parking facilities in existing developments including housing, popular destinations and places of interest.	2007/08	0	81	0	0	0	0	81	0	81	0	0	3,5,8,11	R1,R2,R3, C1,C2,C3, C4,C6	R
Cycling - TfL	This LIP rolling programme scheme is for the promotion and provision of bicycle training. It also covers parking facilities in existing developments including housing, popular destinations and places of interest.	2008/09	0	0	100	0	0	0	100	0	100	0	0	3,5,8,11	R1,R2,R3, C1,C2,C3, C4,C6	R

[✓ = Authority to spend]

TRANSPORT, ENVIRONMENT AND LEISURE SERVICES

CAPITAL PROGRAMME 2008/09 - 2010/11 (£'000)

Project Title	Project Description	Start Year	Exp to 31 March 2007	2007/08	2008/09	2009/10	2010/11	Later Years	Total Cost	Full Year Revenue	External Cash Funding and Receipts	Internal Cash Funding	Corporate Funding	Capital Strategy Objectives	Borough Aims, Community	Programme Status
Cycling - TfL	This LIP rolling programme scheme is for the promotion and provision of bicycle training. It also covers parking facilities in existing developments including housing, popular destinations and places of interest.	2009/10	0	0	0	100	0	0	100	0	100	0	0	3,5,8,11	R1,R2,R3, C1,C2,C3, C4,C6	R
Cycling - TfL	This LIP rolling programme scheme is for the promotion and provision of bicycle training. It also covers parking facilities in existing developments including housing, popular destinations and places of interest.	2010/11	0	0	0	0	100	0	100	0	100	0	0	3,5,8,11	R1,R2,R3, C1,C2,C3, C4,C6	R
Disability Discrimination Act Works - Leisure	Planned programme of essential & desirable DDA works to meet legislative requirements and to increase accessibility to parks, leisure centres and cemeteries for people with disabilities.	2007/08	0	65 ✓	0	0	0	0	65	6	0	0	65	3,4,7	R1,R2,R3, C1,C2,C4, C6	R
Disability Discrimination Act Works - Leisure	Planned programme of essential & desirable DDA works to meet legislative requirements and to increase accessibility to parks, leisure centres and cemeteries for people with disabilities.	2008/09	0	0	71 ✓	74	0	0	145	13	0	0	145	3,4,7	R1,R2,R3, C1,C2,C4, C6	R
Disability Discrimination Act Works - Leisure	Planned programme of essential & desirable DDA works to meet legislative requirements and to increase accessibility to parks, leisure centres and cemeteries for people with disabilities.	Later years	0	0	0	0	117	0	117	11	0	0	117	3,4,7	R1,R2,R3, C1,C2,C4, C6	R

[✓ = Authority to spend]

TRANSPORT, ENVIRONMENT AND LEISURE SERVICES

CAPITAL PROGRAMME 2008/09 - 2010/11 (£'000)

Project Title	Project Description	Start Year	Exp to 31 March 2007	2007/08	2008/09	2009/10	2010/11	Later Years	Total Cost	Full Year Revenue	External Cash Funding and Receipts	Internal Cash Funding	Corporate Funding	Capital Strategy Objectives	Borough Aims, Community	Programme Status
Exhibition Rd - Pedestrian Tnnel Service Diversion	To carry out service diversion works to facilitate the insertion of travelators in the Pedestrian Tunnel at some point in the future.	2008/09	0	0	500	1,908	0	0	2,408	120	0	2,408	0	2,3,4,5,8,1 1	R1,R2,R3, C1,C2,C3, C5,C6,C7, C8	3
Exhibition Road - Design, PR and Research	The cost of design, Public Relations and the research and monitoring of pedestrian and traffic movement.	2003/04 or earlier	1,993	21	65	45	115	0	2,239	49	1,255	984	0	2,3,4,5,8,1 1	R1,R2,R3, C1,C2,C3, C5,C6,C7, C8	5
Exhibition Road - Phase 1 - Traffic Management	Making Thurloe Place two-way west of Exhibition Road. This will permit most traffic and buses to be removed from the southernmost section of Exhibition Road and Thurloe Street, providing a vastly improved environment for pedestrians.	2007/08	0	775	2,117	2,123	0	0	5,015	140	2,224	2,791	0	2,3,4,5,8,1 1	R1,R2,R3, C1,C2,C3, C6,C7,C8	4
Exhibition Road - Phase 4 - Single Surface	The main element of this scheme is the introduction of the single surface treatment of Exhibition Road between Thurloe Place and Imperial College Road.	2008/09	0	0	296	5,696	5,867	0	11,859	301	5,844	6,015	0	2,3,4,5,8,1 1	R1,R2,R3, C1,C2,C3, C5,C6,C7, C8	4
Hans Crescent	This bid is dependent on the TfL decision on closure of the junction with Brompton Road. A pedestrian scheme, potentially with a S106 agreement and TfL funding could be considered to the borough owned part of the road.	2006/07	45	200	950	50	0	0	1,245	33	580	665	0	3,5,7,8,11	R1,R2,R3, C1,C2,C3, C6,C8	3

[✓ = Authority to spend]

TRANSPORT, ENVIRONMENT AND LEISURE SERVICES

CAPITAL PROGRAMME 2008/09 - 2010/11 (£'000)

Project Title	Project Description	Start Year	Exp to 31 March 2007	2007/08	2008/09	2009/10	2010/11	Later Years	Total Cost	Full Year Revenue	External Cash Funding and Receipts	Internal Cash Funding	Corporate Funding	Capital Strategy Objectives	Borough Aims, Community	Programme Status
Hans Road / Basil Street Junction	Creation of a shared space at the junction of Hans Road and Basil Street	2008/09	0	0	650	50	0	0	700	17	365	335	0	3,5,7,8,11	R1,R2,R3, C1,C2,C3, C6,C8	3
Holland House Repairs	Works are required to conserve and make safe the existing Holland House structure. It is possible that further investigations could lead to more extensive repair works.	2006/07	0	70	0	0	0	0	70	4	0	70	0	3,7,8	R1,R2,R3, C1,C2	5
Holland Park Adventure Playground Refurbishment	Planned programme of essential works to the playground surface and to some of the netted equipment - all of which has become worn through over-use.	2007/08	0	130	0	0	0	0	130	12	0	0	130	3,7,8,9,11	R1,R2,R3, C1,C2,C6, C7,C8	4
Holland Park Borehole Phase 4 - Irrigation	This proposal is to optimise the use of water provided by the bore hole project by providing permanent automatic irrigation to several areas that rely on manual labour in dry weather.	2007/08	0	84	25	0	0	0	109	5	10	97	2	2,3,7,8,9,11	R1,R2,R3, C1,C2,C6, C8	5
Holland Park North Wall	This proposal is to stabilise the existing historic retaining wall, bank and land, including foundations to Ireton Lodge.	2007/08	0	188	142	0	0	0	330	17	0	330	0	3,7,8	R3,C1,C2, C3	4

[√ = Authority to spend]

TRANSPORT, ENVIRONMENT AND LEISURE SERVICES

CAPITAL PROGRAMME 2008/09 - 2010/11 (£'000)

Project Title	Project Description	Start Year	Exp to 31 March 2007	2007/08	2008/09	2009/10	2010/11	Later Years	Total Cost	Full Year Revenue	External Cash Funding and Receipts	Internal Cash Funding	Corporate Funding	Capital Strategy Objectives	Borough Aims, Community	Programme Status
Holland Park Theatre Canopy	A new larger canopy was in place for the 2007 season.	2005/06	399	201	0	0	0	0	600	48	0	160	440	3,7,8,9,11	R1,R2,R3, C1,C2,C6, C7,C8	5
Holland Park Theatre Seating	A new seating structure was purchased for the 2007 season. When combined with the new canopy raises the profile of Opera Holland Park.	2007/08	212	218	0	0	0	0	430	39	0	0	430	3,7,8,9,11	R1,R2,R3, C1,C2,C6, C7,C8	5
Holland Park Toilets Refurbishment	These toilets are in need of a high quality refurbishment to provide the type of facility park users and private events in the Orangery require. Disabled access also needs improvement.	2006/07	69	46	0	0	0	0	115	6	0	115	0	3,4,7,8,9	R1,R2,R3, C1,C2,C6	5
KTH Car Park Management System & CCTV	This budget is for a replacement pay on foot system and CCTV. CCTV has been installed and the TAMS system is being installed.	2003/04 or earlier	181	7	0	0	0	0	188	9	0	188	0	3,5,6,8,9	R2,C1,C3, C6,C8	5
Leighton House and Linley Sambourne House	This bid addresses a programme of works to improve the condition of the two houses as identified in a consultant's report.	2007/08	0	240	0	0	0	0	240	19	30	0	210	1,3,7,9	R1,R2,R3, C1,C2,C6, C7,C8	5

[✓ = Authority to spend]

TRANSPORT, ENVIRONMENT AND LEISURE SERVICES

CAPITAL PROGRAMME 2008/09 - 2010/11 (£'000)

Project Title	Project Description	Start Year	Exp to 31 March 2007	2007/08	2008/09	2009/10	2010/11	Later Years	Total Cost	Full Year Revenue	External Cash Funding and Receipts	Internal Cash Funding	Corporate Funding	Capital Strategy Objectives	Borough Aims, Community	Programme Status
Leighton House Museum Phase 2	A comprehensive programme of works driven by the need to renew and upgrade electrical and mechanical services within this building of national importance, carry out a series of repairs and restore the historic interiors	2008/09	0	0	800	824	0	0	1,624	146	0	0	1,624	1,3,6,7,8	R2,R3,C1, C2,C6,C7	3
Local Area Accessibility - TfL	A TfL grant award has been made to promote accessibility improvements. Examples are scooter loan, dropped kerbs and Chelsea amd Westminster Hospital.	2007/08	0	100 ✓	0	0	0	0	100	0	100	0	0	3,5,8,11	R1,R2,R3, C1,C3,C5, C6	R
Local Area Accessibility - TfL	A TfL grant may be received to promote accessibility initiatives.	2008/09	0	0	100 ✓	0	0	0	100	0	100	0	0	3,5,8,11	R1,R2,R3, C1,C3,C5, C6	R
Local Area Accessibility - TfL	A TfL grant may be received to promote accessibility initiatives.	2009/10	0	0	0	100	0	0	100	0	100	0	0	3,5,8,11	R1,R2,R3, C1,C3,C5, C6	R
Local Area Accessibility - TfL	A TfL grant may be received to promote accessibility initiatives.	2010/11	0	0	0	0	100	0	100	0	100	0	0	3,5,8,11	R1,R2,R3, C1,C5,C6	R

[✓ = Authority to spend]

TRANSPORT, ENVIRONMENT AND LEISURE SERVICES

CAPITAL PROGRAMME 2008/09 - 2010/11 (£'000)

Project Title	Project Description	Start Year	Exp to 31 March 2007	2007/08	2008/09	2009/10	2010/11	Later Years	Total Cost	Full Year Revenue	External Cash Funding and Receipts	Internal Cash Funding	Corporate Funding	Capital Strategy Objectives	Borough Aims, Community	Programme Status
North Kensington Environment Project	Ten small to medium environmental improvement schemes have been identified in North Kensington to transform neglected sites, as part of the NKEP.	2008/09	0	0	245 ✓	0	0	0	245	12	0	245	0	1,3,6,8	R3,C1,C2,C3,C5,C6	3
Old Brompton Road	This scheme is to repave and relight the area between Queensgate and Glendower Place should proposals for Exhibition Road and South Kensington exclude this area. It is eligible for CPR funding.	2008/09	0	0	55	260	0	0	315	16	0	315	0	2,3,5,8	R1,R2,R3,C1,C3	3
Parks Strategy and Development Plan	This proposal is for a strategy and capital investment plan covering all parks over a 10 year period.	2007/08	0	1,547 ✓	0	0	0	0	1,547	80	0	1,472	75	3,7,8,9,11	R1,R2,R3,C1,C2,C3,C4,C5,C6,C7,C8	R
Parks Strategy and Development Plan	This proposal is for a strategy and capital investment plan covering all parks over a 10 year period.	2009/10	0	0	0	600	0	0	600	30	0	600	0	3,7,8,9,11	R1,R2,R3,C1,C2,C3,C4,C5,C6,C7,C8	R
Parks Strategy and Development Plan	This proposal is for a strategy and capital investment plan covering all parks over a 10 year period.	2010/11	0	0	0	0	600	0	600	30	0	600	0	3,7,8,9,11	R1,R2,R3,C1,C2,C3,C4,C5,C6,C7,C8	R

[✓ = Authority to spend]

TRANSPORT, ENVIRONMENT AND LEISURE SERVICES

CAPITAL PROGRAMME 2008/09 - 2010/11 (£'000)

Project Title	Project Description	Start Year	Exp to 31 March 2007	2007/08	2008/09	2009/10	2010/11	Later Years	Total Cost	Full Year Revenue	External Cash Funding and Receipts	Internal Cash Funding	Corporate Funding	Capital Strategy Objectives	Borough Aims, Community	Programme Status
Pembroke Road Northside Garages	This proposal is to replace the existing accommodation which is no longer fit for the purpose and to look at enhancing the space to take both Council and contract staff so that space at Pembroke Road can be used for alternative purposes.	2006/07	0	0	275	0	0	0	275	25	0	0	275	7,8	R2,R3,C1, C6	3
Rebuilding Denyer Street Depot	This building is in poor condition. This project is to replace the existing prefabricated building with a new prefabricated building or portacabins.	2006/07	0	226 ✓	0	0	0	0	226	18	20	6	200	7,8	R2,R3,C1, C6	5
Road Safety Education and Publicity - TfL	This BSP allocation is for measures to assist with improving and understanding road safety initiatives.	2006/07	12	0	0	0	0	0	12	0	12	0	0	3,5,8,11	R1,R2,R3, C1,C3,C6, C8	R
Road Safety Education and Publicity - TfL	This BSP allocation is for measures to assist with improving and understanding road safety initiatives.	2007/08	0	22 ✓	0	0	0	0	22	0	22	0	0	3,5,8,11	R1,R2,R3, C1,C3,C6, C8	R
Road Safety Education and Publicity - TfL	This LIP bid is for measures to assist with improving and understanding road safety initiatives.	2008/09	0	0	20 ✓	0	0	0	20	0	20	0	0	3,5,8,11	R1,R2,R3, C1,C3,C6, C8	R

[✓ = Authority to spend]

TRANSPORT, ENVIRONMENT AND LEISURE SERVICES

CAPITAL PROGRAMME 2008/09 - 2010/11 (£'000)

Project Title	Project Description	Start Year	Exp to 31 March 2007	2007/08	2008/09	2009/10	2010/11	Later Years	Total Cost	Full Year Revenue	External Cash Funding and Receipts	Internal Cash Funding	Corporate Funding	Capital Strategy Objectives	Borough Aims, Community	Programme Status
Road Safety Education and Publicity - TfL	This LIP bid is for measures to assist with improving and understanding road safety initiatives.	2009/10	0	0	0	20	0	0	20	0	20	0	0	3,5,8,11	R1,R2,R3, C1,C3,C6, C8	R
Road Safety Education and Publicity -TfL	This LIP bid is for measures to assist with improving and understanding road safety initiatives.	2010/11	0	0	0	0	20	0	20	0	20	0	0	3,5,8,11	R1,R2,R3, C1,C3,C6, C8	R
School Travel Plans and Travel Awareness - TfL	This is a rolling programme in the BSP. The actual programme is adjusted in line with any grant awards made.	2006/07	31	0	0	0	0	0	31	0	31	0	0	3,5,8,11	R1,R2,R3, C1,C3,C4, C6,C7	R
School Travel Plans and Travel Awareness - TfL	This is a rolling programme in the BSP. The actual programme is adjusted in line with any grant awards made.	2007/08	0	140	0	0	0	0	140	0	140	0	0	3,5,8,11	R1,R2,R3, C1,C3,C4, C6,C7	R
School Travel Plans and Travel Awareness - TfL	This is a rolling programme in the BSP. The actual programme is adjusted in line with any grant awards made.	2008/09	0	0	110	0	0	0	110	0	110	0	0	3,5,8,11	R1,R2,R3, C1,C3,C4, C6,C7	R

[✓ = Authority to spend]

TRANSPORT, ENVIRONMENT AND LEISURE SERVICES

CAPITAL PROGRAMME 2008/09 - 2010/11 (£'000)

Project Title	Project Description	Start Year	Exp to 31 March 2007	2007/08	2008/09	2009/10	2010/11	Later Years	Total Cost	Full Year Revenue	External Cash Funding and Receipts	Internal Cash Funding	Corporate Funding	Capital Strategy Objectives	Borough Aims, Community	Programme Status
School Travel Plans and Travel Awareness - TfL	This is a rolling programme in the BSP. The actual programme is adjusted in line with any grant awards made.	2009/10	0	0	0	110	0	0	110	0	110	0	0	3,5,8,11	R1,R2,R3, C1,C3,C4, C6,C7	R
School Travel Plans and Travel Awareness - TfL	This is a rolling programme in the BSP. The actual programme is adjusted in line with any grant awards made.	2010/11	0	0	0	0	110	0	110	0	110	0	0	3,5,8,11	R1,R2,R3, C1,C3,C4, C6,C7	R
South Kensington Traffic Management	The proposal here is to 'unravel' the existing one-way system south of the Underground station in order to provide an improved environment for pedestrians, with simpler and more direct pedestrian crossing facilities.	2008/09	36	176	450	1,350	0	0	2,012	98	62	1,950	0	2,3,4,5,8,11	R1,R2,R3, C1,C2,C3, C5,C6,C8	3
Sports Centres Planned Maintenance Programme	This project is for the replacement of plant, electrical installations and alarm systems at the sports centres.	2006/07	127	0	0	0	0	0	127	11	0	0	127	3,7,8,9	R1,R2,R3, C1,C2,C6	R
Sports Centres Planned Maintenance Programme	This project is for the replacement of plant, electrical installations and alarm systems at the sports centres. It also includes refurbishment works to the pool hall, historic tiling, roof supports, changing rooms and reception at CSC.	2007/08	0	1,691	0	0	0	0	1,691	153	0	0	1,691	3,7,8,9	R1,R2,R3, C1,C2,C6	R

[✓ = Authority to spend]

TRANSPORT, ENVIRONMENT AND LEISURE SERVICES

CAPITAL PROGRAMME 2008/09 - 2010/11 (£'000)

Project Title	Project Description	Start Year	Exp to 31 March 2007	2007/08	2008/09	2009/10	2010/11	Later Years	Total Cost	Full Year Revenue	External Cash Funding and Receipts	Internal Cash Funding	Corporate Funding	Capital Strategy Objectives	Borough Aims, Community	Programme Status
Sports Centres Planned Maintenance Programme	This project is for the replacement of plant, electrical installations and alarm systems at the sports centres.	2008/09	0	0	1,403 ✓	0	0	0	1,403	126	0	0	1,403	3,7,8,9	R1,R2,R3, C1,C2,C6	R
Sports Centres Planned Maintenance Programme	This project is for the replacement of plant, electrical installations and alarm systems at the sports centres.	2009/10	0	0	0	440	0	0	440	40	0	0	440	3,7,8,9	R1,R2,R3, C1,C2,C6	R
St Lukes Gardens	The proposal is to renew the children's playground, provide three MUGA's floodlighting, changing rooms and toilet facilities. Formerly known as St Lukes Playground and Multi-Use Games Areas.	2007/08	4	200 ✓	2,000 ✓	137 ✓	0	0	2,341	176	0	863	1,478	2,3,7,8,9	R1,R2,R3, C1,C2,C3, C4,C6	4
Stanley Bridge	This scheme is for the painting the steel substructure of the bridge.	2005/06	6	10 ✓	80 ✓	0	0	0	96	2	48	48	0	3,5,7,8,11	R1,R2,R3, C1,C6	3
Street Scene Improvements - Boroughwide Programme	This bid is to extend the programme across the remainder of the Borough. It is shown as a rolling programme and would cost approximately £10 million over a ten or more year life span. Expenditure is eligible for CPR funding.	2006/07	354	0	0	0	0	0	354	18	0	354	0	2,3,4,5,8	R1,R2,R3, C1,C5,C6, C8	R

[✓ = Authority to spend]

TRANSPORT, ENVIRONMENT AND LEISURE SERVICES

CAPITAL PROGRAMME 2008/09 - 2010/11 (£'000)

Project Title	Project Description	Start Year	Exp to 31 March 2007	2007/08	2008/09	2009/10	2010/11	Later Years	Total Cost	Full Year Revenue	External Cash Funding and Receipts	Internal Cash Funding	Corporate Funding	Capital Strategy Objectives	Borough Aims, Community	Programme Status
Street Scene Improvements - Boroughwide Programme	This bid is to extend the programme across the remainder of the Borough. It is shown as a rolling programme and would cost approximately £10 million over a ten or more year life span. Expenditure is eligible for CPR funding.	2007/08	0	346 ✓	0	0	0	0	346	17	0	346	0	2,3,4,5,8	R1,R2,R3, C1,C5,C6, C8	R
Street Scene Improvements - Boroughwide Programme	This bid is to extend the programme across the remainder of the Borough. It is shown as a rolling programme and would cost approximately £10 million over a ten or more year life span. Expenditure is eligible for CPR funding.	2008/09	0	0	655 ✓	0	0	0	655	33	0	655	0	2,3,4,5,8	R1,R2,R3, C1,C5,C6, C8	R
Street Scene Improvements - Boroughwide Programme	This bid is to extend the programme across the remainder of the Borough. It is shown as a rolling programme and would cost approximately £10 million over a ten or more year life span. Expenditure is eligible for CPR funding.	2009/10	0	0	0	950	0	0	950	48	0	950	0	2,3,4,5,8	R1,R2,R3, C1,C5,C6, C8	R
Street Scene Improvements - Boroughwide Programme	This bid is to extend the programme across the remainder of the Borough. It is shown as a rolling programme and would cost approximately £10 million over a ten or more year life span. Expenditure is eligible for CPR funding.	2010/11	0	0	0	0	1,000	0	1,000	50	0	1,000	0	2,3,4,5,8	R1,R2,R3, C1,C5,C6, C8	R
Structural Bridge Maintenance - TfL	A grant award has been made towards bridge strengthening and assessment.	2007/08	0	32 ✓	0	0	0	0	32	0	32	0	0	3,5,8,11	R1,R2,R3, C1,C3,C6, C8	R

[✓ = Authority to spend]

TRANSPORT, ENVIRONMENT AND LEISURE SERVICES

CAPITAL PROGRAMME 2008/09 - 2010/11 (£'000)

Project Title	Project Description	Start Year	Exp to 31 March 2007	2007/08	2008/09	2009/10	2010/11	Later Years	Total Cost	Full Year Revenue	External Cash Funding and Receipts	Internal Cash Funding	Corporate Funding	Capital Strategy Objectives	Borough Aims, Community	Programme Status
Structural Maintenance of Roads - TfL	This is a rolling programme in the BSP. The programme will proceed from existing budgets with any TfL award reducing the call on revenue funding drawn from the CPR.	2006/07	118	0	0	0	0	0	118	0	114	4	0	3,5,8,11	R1,R2,R3, C1,C3,C6, C8	R
Structural Maintenance of Roads - TfL	This is a rolling programme in the BSP. The programme will proceed from existing budgets with any TfL award reducing the call on revenue funding drawn from the CPR.	2007/08	0	100 ✓	0	0	0	0	100	0	100	0	0	3,5,8,11	R1,R2,R3, C1,C3,C6, C8	R
Structural Maintenance of Roads - TfL	This is a rolling programme in the BSP. The programme will proceed from existing budgets with any TfL award reducing the call on revenue funding drawn from the CPR.	2008/09	0	0	92 ✓	0	0	0	92	0	92	0	0	3,5,8,11	R1,R2,3,C 1,C3,C6,C 8	R
Structural Maintenance of Roads - TfL	This is a rolling programme in the BSP. The programme will proceed from existing budgets with any TfL award reducing the call on revenue funding drawn from the CPR.	2009/10	0	0	0	100	0	0	100	0	100	0	0	3,5,8,11	R1,R2,R3, C1,C3,C6, C8	R
Structural Maintenance of Roads - TfL	This is a rolling programme in the BSP. The programme will proceed from existing budgets with any TfL award reducing the call on revenue funding drawn from the CPR.	2010/11	0	0	0	0	100	0	100	0	100	0	0	3,5,8,11	R1,R2,R3, C1,C3,C6, C8	R

[✓ = Authority to spend]

TRANSPORT, ENVIRONMENT AND LEISURE SERVICES

CAPITAL PROGRAMME 2008/09 - 2010/11 (£'000)

Project Title	Project Description	Start Year	Exp to 31 March 2007	2007/08	2008/09	2009/10	2010/11	Later Years	Total Cost	Full Year Revenue	External Cash Funding and Receipts	Internal Cash Funding	Corporate Funding	Capital Strategy Objectives	Borough Aims, Community	Programme Status
Tavistock Mews Adoption	Approval has been given for these improvement works to be carried out prior to its adoption by the Royal Borough.	2006/07	1	89 ✓	0	0	0	0	90	5	0	90	0	3,5,7,8	R2,R3,C1, C3,C6,C8	5
Transport Action Plans - TfL Funded	This rolling programme of road safety and environmental measures is for specific schemes that TfL will agree to fund. An indicative allocation is received each year but grant is only given when individual schemes are approved.	2007/08	0	300 ✓	0	0	0	0	300	0	300	0	0	3,4,5,6,7,8 ,11	R2,C1	R
Transport Action Plans - TfL Funded	This rolling programme of road safety and environmental measures is for specific schemes that TfL will agree to fund. An indicative allocation is received each year but grant is only given when individual schemes are approved.	2008/09	0	0	165 ✓	0	0	0	165	0	165	0	0	3,4,5,6,7,8 ,11	R2,C1	R
Transport Action Plans - TfL Funded	This rolling programme of road safety and environmental measures is for specific schemes that TfL will agree to fund. An indicative allocation is received each year but grant is only given when individual schemes are approved.	2009/10	0	0	0	100	0	0	100	0	100	0	0	3,4,5,6,7,8 ,11	R2,C1	R
Transport Action Plans - TfL Funded	This rolling programme of road safety and environmental measures is for specific schemes that TfL will agree to fund. An indicative allocation is received each year but grant is only given when individual schemes are approved.	2010/11	0	0	0	0	100	0	100	0	100	0	0	3,4,5,6,7,8 ,11	R2, C1	R

[✓ = Authority to spend]

TRANSPORT, ENVIRONMENT AND LEISURE SERVICES

CAPITAL PROGRAMME 2008/09 - 2010/11 (£'000)

Project Title	Project Description	Start Year	Exp to 31 March 2007	2007/08	2008/09	2009/10	2010/11	Later Years	Total Cost	Full Year Revenue	External Cash Funding and Receipts	Internal Cash Funding	Corporate Funding	Capital Strategy Objectives	Borough Aims, Community	Programme Status
Transport Action Plans -Car Parking Reserve Funded	This rolling programme budget, funded from the CPR, is for general schemes that the Council wishes to implement but will not attract TfL funding.	2006/07	52	0	0	0	0	0	52	0	50	2	0	3,4,5,6,7,8	R2,C1	R
Transport Action Plans -Car Parking Reserve Funded	This rolling programme budget, funded from the CPR, is for general schemes that the Council wishes to implement but will not attract TfL funding.	2007/08	0	388 ✓	0	0	0	0	388	19	0	388	0	3,4,5,6,7,8	R2,C1	R
Transport Action Plans -Car Parking Reserve Funded	This rolling programme budget, funded from the CPR, is for general schemes that the Council wishes to implement but will not attract TfL funding.	2008/09	0	0	420 ✓	0	0	0	420	20	20	400	0	3,4,5,6,7,8	R2,C1	R
Transport Action Plans -Car Parking Reserve Funded	This rolling programme budget, funded from the CPR, is for general schemes that the Council wishes to implement but will not attract TfL funding.	2009/10	0	0	0	400	0	0	400	20	0	400	0	3,4,5,6,7,8	R2,C1	R
Transport Action Plans -Car Parking Reserve Funded	This rolling programme budget, funded from the CPR, is for general schemes that the Council wishes to implement but will not attract TfL funding.	2010/11	0	0	0	0	400	0	400	20	0	400	0	3,4,5,6,7,8	R2,C1	R

[✓ = Authority to spend]

TRANSPORT, ENVIRONMENT AND LEISURE SERVICES

CAPITAL PROGRAMME 2008/09 - 2010/11 (£'000)

Project Title	Project Description	Start Year	Exp to 31 March 2007	2007/08	2008/09	2009/10	2010/11	Later Years	Total Cost	Full Year Revenue	External Cash Funding and Receipts	Internal Cash Funding	Corporate Funding	Capital Strategy Objectives	Borough Aims, Community	Programme Status
Walking - TfL	This award has been made for improved pedestrian facilities.	2007/08	0	20 ✓	0	0	0	0	20	0	20	0	0	3,4,5,6,7,8,11	R2,C1	R
Walking - TfL	This award has been made for improved pedestrian facilities.	2008/09	0	0	50 ✓	0	0	0	50	0	50	0	0	3,4,5,6,7,8,11	R2,C1	R
Walking - TfL	This award has been made for improved pedestrian facilities.	2009/10	0	0	0	50	0	0	50	0	50	0	0	3,4,5,6,7,8,11	R2,C1	R
Walking - TfL	This award has been made for improved pedestrian facilities.	2010/11	0	0	0	0	50	0	50	0	50	0	0	3,4,5,6,7,8,11	R2,C1	R
WM&L Asset Management Plans	This rolling programme bid is included to carry out a programme of essential maintenance emanating from the stock condition surveys.	2006/07	167	0	0	0	0	0	167	15	0	0	167	3,7,8,9	R3,C1,C2,C6	R

[✓ = Authority to spend]

TRANSPORT, ENVIRONMENT AND LEISURE SERVICES

CAPITAL PROGRAMME 2008/09 - 2010/11 (£'000)

Project Title	Project Description	Start Year	Exp to 31 March 2007	2007/08	2008/09	2009/10	2010/11	Later Years	Total Cost	Full Year Revenue	External Cash Funding and Receipts	Internal Cash Funding	Corporate Funding	Capital Strategy Objectives	Borough Aims, Community	Programme Status
WM&L Asset Management Plans	This rolling programme bid is included to carry out a programme of essential maintenance emanating from the stock condition surveys.	2007/08	0	150 ✓	0	0	0	0	150	14	0	0	150	3,7,8,9	R3,C1,C2,C6	R
WM&L Asset Management Plans	This rolling programme bid is included to carry out a programme of essential maintenance emanating from the stock condition surveys.	2008/09	0	0	150 ✓	0	0	0	150	14	0	0	150	3,7,8,9	R3,C1,C2,C6	R
WM&L Asset Management Plans	This rolling programme bid is included to carry out a programme of essential maintenance emanating from the stock condition surveys.	2009/10	0	0	0	150	0	0	150	14	0	0	150	3,7,8,9	R3,C1,C2,C6	R
Worlds End Place	This scheme is to transform Worlds End Place into an area of high quality open space.	2004/05	1,160	500	0	0	0	0	1,660	71	250	1,410	0	2,3,7,8,11	R1,R2,R3,C1,C2,C3,C5,C6	3
TOTALS			6,136	8,692	12,131	15,662	8,704	0	51,325	2,248	14,055	27,801	9,469			

BUSINESS GROUP SUMMARY OF FUNDING

Business Group/ Funding Source	Exp to 31 March 2007	2007/08	2008/09	2009/10	2010/11	Later Years	Total
	£'000	£'000	£'000	£'000	£'000	£'000	£'000
Transport Environment and Leisure Services							
EXTERNAL FUNDING							
Transport for London	1,392	1,501	2,699	3,453	3,453	0	12,498
National Lottery	48	0	0	0	0	0	48
HRA Major Repairs Allowance/Reserve	250	0	0	0	0	0	250
Contributions Other	206	160	893	0	0	0	1,259
TOTAL	1,896	1,661	3,592	3,453	3,453	0	14,055
INTERNAL FUNDING							
Car Parking Reserve	2,145	3,535	3,833	10,584	5,134	0	25,231
Other Reserves	1,346	348	148	137	0	0	1,979
Revenue Contributions	0	6	585	0	0	0	591
TOTAL	3,491	3,889	4,566	10,721	5,134	0	27,801
CORPORATE FUNDING							
General Resources	749	3,142	3,973	1,488	117	0	9,469
TOTAL	749	3,142	3,973	1,488	117	0	9,469
TOTAL COUNCIL FUNDING (Internal and Corporate)	4,240	7,031	8,539	12,209	5,251	0	37,270
TOTAL ALL SOURCES OF FUNDING	6,136	8,692	12,131	15,662	8,704	0	51,325

CAPITAL PROGRAMME 2008/09 – 2010/11

CORPORATE SERVICES

[✓ = Authority to spend]

CORPORATE SERVICES

CAPITAL PROGRAMME 2008/09 - 2010/11 (£'000)

Project Title	Project Description	Start Year	Exp to 31 March 2007	2007/08	2008/09	2009/10	2010/11	Later Years	Total Cost	Full Year Revenue	External Cash Funding and Receipts	Internal Cash Funding	Corporate Funding	Capital Strategy Objectives	Borough Aims, Community	Programme Status
Alternative Server Farm	Creation of an alternative server farm in the Council Offices to the one sited at the Town Hall to allow key systems to be split across two locations and provide a disaster recovery capability. Work should be completed in 2007/08.	2005/06	300	349 ✓	0	0	0	0	649	150	0	649	0	7,8	R2,C6	5
Canalside House Development	Extension to Canalside House to provide additional office space and accessibility works in line with DDA Act 1995. Planning permission now granted. Fully funded by external sources.	2007/08	0	310	750	0	0	0	1,060	3	1,000	60	0	7,8,9,11	R1,R2,R3,C6	3
Civic Offices Major Works	Building Maintenance Rolling Programme - 2007/08	2007/08	175	261 ✓	0	0	0	0	436	22	0	436	0	7,8	R3,C6	R
Civic Offices Major Works	Building Maintenance Rolling Programme - 2008/09	2008/09	0	0	364 ✓	0	0	0	364	18	0	364	0	7,8	R3,C6	R
Civic Offices Major Works	Building Maintenance Rolling Programme - 2009/10	2009/10	0	0	0	375	0	0	375	32	0	50	325	7,8	R3,C6	R

[✓ = Authority to spend]

CORPORATE SERVICES

CAPITAL PROGRAMME 2008/09 - 2010/11 (£'000)

Project Title	Project Description	Start Year	Exp to 31 March 2007	2007/08	2008/09	2009/10	2010/11	Later Years	Total Cost	Full Year Revenue	External Cash Funding and Receipts	Internal Cash Funding	Corporate Funding	Capital Strategy Objectives	Borough Aims, Community	Programme Status
Civic Offices Major Works	Building Maintenance Rolling Programme - 2010/11.	2010/11	0	0	0	0	425	0	425	38	0	0	425	7,8	R3,C6	R
Civic Suite and Reception	Refurbishment of Committee rooms 1,2 and 5 and the Civic reception.	2008/09	0	0	134	0	0	0	134	7	0	134	0	7,8	R3,C6	3
Customer Relationship Management software	Purchase and Implementation of Microsoft Customer Relationship Management software for the 'Here to Help' contact lines. Project manager appointed 2007/08.	2007/08	0	94 ✓	280 ✓	57	33	0	464	23	0	464	0	6	R1,R2,C6	4
Electronic government projects	Electronic government projects across the council. This includes three kiosks for Customer Services Centre in 07/08 and mobile computing, sharepoint upgrade, digital asset management and creation of an extranet next year.	2005/06	129	30 ✓	100 ✓	56	0	0	315	16	0	315	0	6	R1,R2,C6	5
Internet Content Management System	Replacement of the content management system for the Council's website with additional functionality.	2006/07	25	175 ✓	50 ✓	0	0	0	250	13	0	250	0	6	R1,R2,C6	5

[✓ = Authority to spend]

CORPORATE SERVICES

CAPITAL PROGRAMME 2008/09 - 2010/11 (£'000)

Project Title	Project Description	Start Year	Exp to 31 March 2007	2007/08	2008/09	2009/10	2010/11	Later Years	Total Cost	Full Year Revenue	External Cash Funding and Receipts	Internal Cash Funding	Corporate Funding	Capital Strategy Objectives	Borough Aims, Community	Programme Status
IT Infrastructure Development	Investment and renewal of IT Infrastructure, network & telecommunications. Data and voice continuity elements to improve home working access and building in resilience for the contact lines.	2007/08	0	40 ✓	200 ✓	0	0	0	240	219	0	240	0	6	R1,R2,C6	3
Kensington Town Hall - Mechanical & Electrical	Modernisation of the Mechanical & Electrical services at Kensington Town Hall, which are nearing the end of their useful life.	2007/08	0	350 ✓	2,500	3,530	2,730	3,320	12,430	1,119	0	0	12,430	7,8	R2,R3,C6	3
Kensington Town Hall - Reception refurbishment	Project to modernise the Mechanical and Electrical services in Kensington Town Hall Reception area (phase I) in addition to reconfiguration of the Reception.	2005/06	1,476	1,646 ✓	231 ✓	0	0	0	3,353	200	0	2,564	789	7,8	R2,R3,C6	5
Office Accommodation	Re-design of Kensington Town Hall office accommodation to improve the office environment and make better use of space including flexible working. (Includes works to East and West side of Pembroke Road and TMO House)	2003/04 or earlier	106	594 ✓	0	0	0	0	700	39	0	590	110	6.7	R1, R2, R6	R
Office Accommodation	Re-design of Kensington Town Hall office accommodation to improve the office environment and make better use of space including flexible working. (Includes works to East and West side of Pembroke Road and TMO House)	2008/09	0	0	446 ✓	0	0	0	446	(218)	0	446	0	6,7	R1, R2, R6	R

[✓ = Authority to spend]

CORPORATE SERVICES

CAPITAL PROGRAMME 2008/09 - 2010/11 (£'000)

Project Title	Project Description	Start Year	Exp to 31 March 2007	2007/08	2008/09	2009/10	2010/11	Later Years	Total Cost	Full Year Revenue	External Cash Funding and Receipts	Internal Cash Funding	Corporate Funding	Capital Strategy Objectives	Borough Aims, Community	Programme Status
Office Accommodation	Re-design of Kensington Town Hall office accommodation to improve the office environment and make better use of space including flexible working.	2009/10	0	0	0	750	0	0	750	(412)	0	0	750	6, 7	R1,R2,R6	R
Office Accommodation	Re-design of Kensington Town Hall office accommodation to improve the office environment and make better use of space including flexible working.	2010/11	0	0	0	0	650	2,500	3,150	(271)	0	0	3,150	6,7	R1,R2,R6	R
Refurbishment of B118 (old Canteen)	Refurbishment of B118 Office space.	2005/06	721	21 ✓	0	0	0	0	742	37	0	742	0	7,8	R2,C6	5
Revenues & Benefits System	Replacement Benefits and Council Tax IT system. Full spend is expected in 2007/08.	2003/04 or earlier	1,168	59 ✓	0	0	0	0	1,227	74	402	0	825	6	R1,R2,C4, C6	5
Server & Disk Consolidation (SAN)	Installation of a centralised disk sub system to hold all data held on individual servers.	2005/06	393	88 ✓	0	0	0	0	481	24	0	481	0	6	R2,C6	5
TOTALS			4,493	4,017	5,055	4,768	3,838	5,820	27,991	1,133	1,402	7,785	18,804			

BUSINESS GROUP SUMMARY OF FUNDING

Business Group/ Funding Source	Exp to 31 March 2007	2007/08	2008/09	2009/10	2010/11	Later Years	Total
Corporate Services	£'000	£'000	£'000	£'000	£'000	£'000	£'000
EXTERNAL FUNDING							
Government Grant	402	0	0	0	0	0	402
Contributions Other	0	250	750	0	0	0	1,000
TOTAL	402	250	750	0	0	0	1,402
INTERNAL FUNDING							
Car Parking Reserve	20	796	264	0	0	0	1,080
Other Reserves	3,199	1,840	1,470	163	33	0	6,705
TOTAL	3,219	2,636	1,734	163	33	0	7,785
CORPORATE FUNDING							
General Resources	872	1,131	2,571	4,605	3,805	5,820	18,804
TOTAL	872	1,131	2,571	4,605	3,805	5,820	18,804
TOTAL COUNCIL FUNDING (Internal and Corporate)	4,091	3,767	4,305	4,768	3,838	5,820	26,589
TOTAL ALL SOURCES OF FUNDING	4,493	4,017	5,055	4,768	3,838	5,820	27,991